

SD Aluminium

COMPREHENSIVE

PRODUCT CATALOGUE



*A wide range of selections and high-quality materials
All supported by extensive local stock.*

2026-2027 Edition



SD Aluminium is a leading supplier of aluminium, steel, and integrated building material solutions across New Zealand.

Our product range covers aluminium extrusions, sheets, steel sections, fencing systems, louvre screens, balustrades, hardware, and selected outdoor systems.

With two Auckland branches and a Christchurch branch, we provide dependable service and nationwide supply coverage across New Zealand.

Auckland Rosedale Branch

Address: 6 John Glenn Ave, Rosedale, Auckland 0632
Email: info.albany@sdalu.co.nz
Phone: 09-218 2188
09-218 2111

Auckland Manukau Branch

Address: 28 Ryan Place, Manukau, Auckland 2104
Email: info.manukau@sdalu.co.nz
Phone: 09-217 8666

Christchurch Wigram Branch

Address: 67 Vickerys Road, Wigram, Christchurch 8042
Email: info.chch@sdalu.co.nz
Phone: 03-366 6669





ALUMINIUM

Our Capability

From stock supply to project support, SD Aluminium delivers dependable material solutions backed by local inventory, practical support, and responsive service.



Extensive Product Range

A wide selection of aluminium, steel, hardware, and building materials to support diverse project requirements.



Large Local Inventory

Substantial local stock held across multiple branches to support efficient supply continuity.



Practical Supply Support

Responsive service tailored to meet everyday trade and project requirements.



Nationwide Delivery

Branch network and freight support covering customers throughout New Zealand.

TABLE OF CONTENTS



Aluminium Extrusions - Geometric Profiles

<i>Square Hollow Sections</i>	1 - 5
<i>Rectangular Hollow Sections</i>	6 - 13
<i>Circular Hollow Sections (Round Tubes)</i>	14 - 35
<i>Equal Angle Sections</i>	36 - 38
<i>Unequal Angle Sections</i>	39 - 42
<i>U-Channel Sections</i>	43 - 47
<i>Flat Bars</i>	48 - 53
<i>Tee-shape Sections</i>	54 - 55
<i>Zed-shape Sections</i>	55
<i>Solid Round Sections</i>	56 - 58
<i>Solid Square Sections</i>	58
<i>Powdercoated Geometric Sections</i>	59 - 63
<i>Powdercoated Louvre Blades & Slats</i>	64 - 67

Aluminium Systems

Aluminium Fence, Gate, Balustrade & Louvre System

<i>Pre-punched Extrusions</i>	68 - 71
<i>Fence, Gate, Balustrade & Louvre Profiles</i>	72 - 75
<i>Driveway Gate Hardware</i>	76 - 77

Aluminium Canopy System

<i>Canopy System Profiles</i>	78 - 81
<i>Canopy Window & Door System</i>	81
<i>Insulated Roofing System</i>	82

Aluminium Window & Door System

<i>Window Supporting Bars & Head Flashings</i>	83
<i>Standard Window & Door System</i>	84
<i>Components & Accessories</i>	85

Other Aluminium System

<i>Shower Channel & Partition System</i>	86
<i>Sign Box System</i>	87 - 88
<i>Wardrobe & Kitchen System</i>	89 - 90
<i>Security Window & Door System</i>	90 - 91

A background image showing a variety of aluminium extrusions, including round tubes, square tubes, and flat bars, arranged in a dense, overlapping pattern.

Complete Aluminium Solutions
For Every Space, Every Need.

TABLE OF CONTENTS



Custom & Utility Profiles

<i>T-Slot Profiles</i>	92
<i>T-Slot Accessories</i>	92 - 94
<i>Awning Tracks, Stair Nosings & Miscellaneous</i>	94

Aluminium Sheets, Plates & Panels

<i>5005-H34 Flat Sheets</i>	95
<i>6061-T6 Flat Sheets</i>	96
<i>5052-H32 Flat Sheets</i>	96
<i>5052-H114 Tread plate</i>	97
<i>5083-H11 Flat Sheet</i>	97
<i>Honeycomb Panels</i>	98

Steel Sections, Sheets & Key Clamps

<i>Galvanised Steel Rectangular Hollows</i>	99
<i>Galvanised Steel Square Hollows</i>	100 - 101
<i>Galvanised Steel Unequal Angles</i>	101
<i>Galvanised Steel Equal Angles</i>	102
<i>Galvanised Steel Circular Hollows</i>	103
<i>Galvanised Steel Solid Round Sections</i>	104
<i>Galvanised Steel Solid Square Sections</i>	104
<i>Galvanised Steel Flat Bars</i>	105
<i>Plain Black Steel Flat Bars</i>	106
<i>Cold Rolled Steel Flat Sheets</i>	107
<i>Hot Rolled Steel Treadplates</i>	107
<i>Galvanised Steel Flat Sheet</i>	108
<i>Key Clamp Systems</i>	109 - 128

Construction & Landscaping Solutions

<i>Site Damp Control Solutions</i>	129 - 130
<i>Surface Protection Solutions</i>	131
<i>Garden Essential Range</i>	132 - 133
<i>Garden Edge System</i>	134
<i>Artificial Turf & Lawn Solutions</i>	135 - 136

Roof Fall Safety Mesh

<i>Commercial Roof Safety Mesh</i>	137
<i>Residential Roof Safety Mesh</i>	137

A background image showing a variety of aluminium profiles, including pipes, tubes, and extrusions, arranged in a dense, overlapping pattern.

Complete Aluminium Solutions
For Every Space, Every Need.

TABLE OF CONTENTS



Fence Mesh & Wire Solutions

<i>Chainlink Fence Meshes</i>	_____	138
<i>Sheep Fence Meshes</i>	_____	139
<i>Hex Fence Meshes</i>	_____	139
<i>Square Welded Fence Meshes</i>	_____	140
<i>Euro Fence Meshes</i>	_____	140
<i>Orange Safety Meshes & Cable Ties</i>	_____	141
<i>High Tensile Fence Wires</i>	_____	142
<i>Standard Fence Wires</i>	_____	142
<i>Razor Fence Wires</i>	_____	143
<i>Barbed Fence Wires</i>	_____	144
<i>Galvanised Steel Posts</i>	_____	145
<i>Steel Y-Posts & Caps</i>	_____	146
<i>Fence Tie Wires</i>	_____	147
<i>Tools & Accessories</i>	_____	148
<i>Temporary Fence Systems</i>	_____	149

Safety & Traffic Control Systems

<i>Galvanised Steel Safety Bollards</i>	_____	150
<i>Stainless Steel Safety Bollards</i>	_____	151
<i>Flexible Plastic Traffic Bollards</i>	_____	151
<i>Galvanised Steel Hoop Safety Bollards</i>	_____	152 - 153
<i>Speed Humps</i>	_____	154
<i>Wheel Stops</i>	_____	155
<i>Traffic Cones</i>	_____	156
<i>Expandable Barriers</i>	_____	157
<i>Corner Protections</i>	_____	158

Fasteners

<i>Bolts, Nuts & Anchors</i>	_____	159 - 168
<i>Window & Door Screws</i>	_____	169 - 173
<i>Building Screws</i>	_____	174 - 180
<i>Other Screws</i>	_____	181 - 184

Tools & Accessories

_____	185
-------	-----

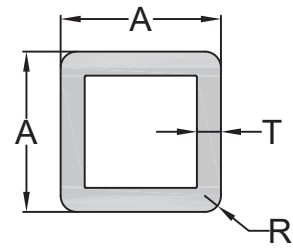
Technical Data Sheets & Notes

_____	186 - 196
-------	-----------



Complete Aluminium Solutions
For Every Space, Every Need.

Square Hollow Section

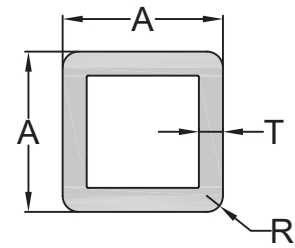


"✓" Stocked Item

"*" Pre-order Only Item
(30-40 working days delivery)

Product Code	Ex Stock	A (mm)	T (mm)	R (mm)	Mass (Kg/m)	Perimeter (mm)	Area (mm ²)
SHA10T1.6	✓	10.0	1.6		0.153	40.00	36.00
SHA12T1	✓	12.0	1.0		0.125	48.00	44.00
SHA12T1.6	✓	12.0	1.6		0.190	48.00	66.56
SHA12.7T1.57	✓	12.7	1.57		0.199	50.80	69.90
SHA15T1	*	15.0	1.0		0.160	60.00	56.00
SHRA15T1R1.5	*	15.0	1.0	1.5	0.150	55.83	52.49
SHA15T1.2	*	15.0	1.2		0.189	60.00	66.24
SHA15T1.5	✓	15.0	1.5		0.231	60.00	81.14
SHA15T3	*	15.0	3.0		0.410	60.00	144.00
SHA16T1.3	✓	16.0	1.3		0.218	64.00	76.44
SHRA16T1.8R2.8	*	16.0	1.8	2.8	0.314	58.85	110.00
SHA16T3	✓	16.0	3.0		0.445	64.00	156.00
SHA16T5	*	16.0	5.0		0.627	64.00	220.00
SHA18T0.95	*	18.0	0.95		0.185	72.00	64.79
SHA18T1.2	*	18.0	1.2		0.230	72.00	80.64
SHA18T2.2	✓	18.0	2.2		0.396	72.00	139.00
SHRA18T3.15R3	*	18.0	3.15	3.0	0.534	66.85	187.40
SHRA18.7T1.3R6	*	18.7	1.3	6.0	0.224	64.50	78.54
SHRA18.8T1.35R6	*	18.8	1.35	6.0	0.233	64.90	81.89
SHA19T0.8	*	19.0	0.8		0.166	76.00	58.40
SHA19T1	*	19.0	1.0		0.205	76.00	72.00
SHA19T1.2	✓	19.0	1.2		0.244	76.00	85.44
SHRA19T1.2R2	✓	19.0	1.2	2.0	0.235	72.57	82.56
SHA19T1.6	✓	19.0	1.6		0.317	75.14	111.36
SHRA19T1.6R2	✓	19.0	1.6	2.0	0.308	72.60	108.14
SHRA19T2R2	✓	19.0	2.0	2.0	0.378	72.60	132.64
SHA20T0.55	*	20.0	0.55		0.122	80.00	42.79
SHA20T0.7	*	20.0	0.7		0.154	80.00	54.00
SHA20T1.2		20.0	1.2		0.257	80.00	90.24
SHA20T1.5	*	20.0	1.5		0.316	80.00	111.00
SHRA20T1.5R2	*	20.0	1.5	2.0	0.309	76.57	108.42
SHRA20T1.6R2	✓	20.0	1.6	2.0	0.326	76.57	114.46
SHRA20T1.8R2	*	20.0	1.8	2.0	0.364	76.57	127.70
SHRA20T1.9R1	*	20.0	1.9	1.0	0.390	78.28	136.80
SHA20T2	✓	20.0	2.0		0.410	80.00	144.00
SHA20T3	✓	20.0	3.0		0.581	79.49	204.00
SHRA21T1.8R2.8	*	21.0	1.8	2.8	0.418	79.30	146.52
SHA22T0.75	*	22.0	0.75		0.182	87.00	63.75
SHRA22T0.8R6	*	22.0	0.8	6.0	0.171	77.70	60.15
SHRA22T1.1	*	22.0	1.1		0.262	87.50	91.96

Square Hollow Section

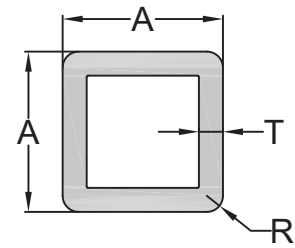


"✓" Stocked Item

"*" Pre-order Only Item
(30-40 working days delivery)

Product Code	Ex Stock	A (mm)	T (mm)	R (mm)	Mass (Kg/m)	Perimeter (mm)	Area (mm ²)
SHRA23T2R2.5	*	23.0	2.0	2.5	0.464	87.70	162.71
SHRA23.8T10.9R1	*	23.8	10.9	1.0	0.186	68.54	65.40
SHA24.8T1.5	*	24.8	1.5		0.398	98.69	139.80
SHA24.8T1.8	*	24.8	1.8		0.472	98.68	165.60
SHRA24.8T1.8R2	*	24.8	1.8	2.0	0.463	95.80	162.30
SHRA24.8T2R2	*	24.8	2.0	2.0	0.510	95.76	179.00
SHRA24.8T2.5R2	*	24.8	2.5	2.0	0.626	95.76	219.60
SHA25T0.6	*	25.0	0.6		0.167	99.50	58.56
SHA25T0.8	*	25.0	0.8		0.207	99.49	72.67
SHA25T1	*	25.0	1.0		0.274	99.50	96.00
SHA25T1.2	✓	25.0	1.2		0.326	100.00	114.24
SHRA25T1.2R2	✓	25.0	1.2	2.0	0.317	96.57	111.36
SHA25T1.5	✓	25.0	1.5		0.402	100.00	141.00
SHRA25T1.5R2	✓	25.0	1.5	2.0	0.393	96.60	137.80
SHA25T2	✓	25.0	2.0		0.524	100.00	184.00
SHRA25T2R3	✓	25.0	2.0	3.0	0.505	94.85	177.13
SHRA25T3R3	✓	25.0	3.0	3.0	0.731	94.85	256.35
SHA25T3	✓	25.0	3.0		0.752	100.00	264.00
SHA25T5	*	25.0	5.0		1.140	100.00	400.00
SHA25.4T0.9	*	25.4	0.9		0.251	101.10	88.20
SHA28T2	*	28.0	2.0		0.593	111.50	207.92
SHRA28.5T1.8R2.5	*	28.5	1.8	2.5	0.533	109.70	187.10
SHA29.5T0.65	*	29.5	0.65		0.214	118.00	75.00
SHA29.5T1.75	*	29.5	1.75		0.554	119.14	194.25
SHA30T0.8	*	30.0	0.8		0.299	120.00	104.76
SHRA30T1.2R3	*	30.0	1.2	3.0	0.380	114.80	133.30
SHRA30T1.5R1.5	✓	30.0	1.5	1.5	0.482	117.42	169.14
SHA30T1.9	*	30.0	1.9		0.609	119.50	213.56
SHRA30T2R2	*	30.0	2.0	2.0	0.629	116.57	220.64
SHRA30T2R3	✓	30.0	2.0	3.0	0.619	114.85	217.13
SHA30T3	✓	30.0	3.0		0.923	119.50	324.00
SHA30T5	*	30.0	5.0		1.425	120.00	500.00
SHA30.5T1.2	*	30.5	1.2		0.401	122.00	140.64
SHA31.8T0.9	*	31.8	0.9		0.317	126.50	111.10
SHRA31.8T2R5	*	31.8	2.0	5.0	0.640	118.62	224.67
SHRA32T1.2R3	✓	32.0	1.2	3.0	0.407	122.85	142.90
SHRA32T1.4R3	*	32.0	1.4	3.0	0.473	122.85	165.83
SHRA32T2.3R3.5	*	32.0	2.3	3.5	0.759	121.99	266.16
SHA32T3	✓	32.0	3.0		0.992	128.00	348.00
SHRA32T3R3	✓	32.0	3.0	3.0	0.970	122.85	340.27

Square Hollow Section

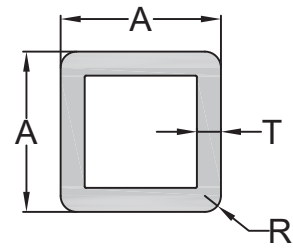


"✓" Stocked Item

"*" Pre-order Only Item
(30-40 working days delivery)

Product Code	Ex Stock	A (mm)	T (mm)	R (mm)	Mass (Kg/m)	Perimeter (mm)	Area (mm ²)
SHRA32.1T1.5R3	*	32.1	1.5	3.0	0.491	123.34	172.23
SHRA32.1T1.8R3	*	32.1	1.8	3.0	0.616	125.82	216.31
SHRA32.2T0.8	*	32.2	0.8		0.286	128.30	100.48
SHRA33T3R5	*	33.0	3.0	5.0	0.975	123.42	341.97
SHRA34T1.6R3	✓	34.0	1.6	3.0	0.574	130.85	201.32
SHA35T1	*	35.0	1.0		0.388	140.00	136.00
SHRA35T1.37R1.5	*	35.0	1.37	1.5	0.520	137.43	182.38
SHRA35T1.6R1.5	*	35.0	1.6	1.5	0.605	137.40	212.30
SHA35T1.75	*	35.0	1.75		0.663	139.14	232.75
SHRA35T2R2	*	35.0	2.0	2.0	0.743	136.57	260.64
SHA35T2	✓	35.0	2.0		0.752	140.00	264.00
SHA35T3	*	35.0	3.0		1.094	140.00	384.00
SHRA36T1.5R1	*	36.0	1.5	1.0	0.588	142.30	206.40
SHA38T0.6	*	38.0	0.6		0.256	152.00	89.80
SHA38T0.9	*	38.0	0.9		0.382	151.90	133.92
SHA38T1	*	38.0	1.0		0.422	151.50	148.00
SHA38T1.3	*	38.0	1.3		0.544	151.50	190.84
SHRA38T1.52R1.5	*	38.0	1.52	1.5	0.627	149.43	219.87
SHRA38T1.8R2	*	38.0	1.8	2.0	0.733	148.57	257.28
SHA39T0.8	*	39.0	0.8		0.348	156.00	122.24
SHA39.5T0.8	*	39.5	0.8		0.353	157.50	123.90
SHA40T0.8	*	40.0	0.8		0.358	160.00	125.44
SHA40T1.2	✓	40.0	1.2		0.531	160.00	186.24
SHA40T1.5	✓	40.0	1.5		0.658	160.00	230.92
SHA40T1.6	✓	40.0	1.6		0.700	160.00	245.76
SHRA40T2R3.5	*	40.0	2.0	3.5	0.842	154.00	295.40
SHA40T2	✓	40.0	2.0		0.866	160.00	304.00
SHRA40T2R3	✓	40.0	2.0	3.0	0.847	154.85	297.13
SHRA40T2.5R3.5	*	40.0	2.5	3.5	1.041	154.00	365.30
SHA40T3	✓	40.0	3.0		1.265	160.00	444.00
SHRA40T3R3	✓	40.0	3.0	3.0	1.243	154.85	436.27
SHA40T4	✓	40.0	4.0		1.642	160.00	576.00
SHA40T6	✓	40.0	6.0		2.326	160.00	816.00
SHRA43T2.2R1	*	43.0	2.2	1.0	1.021	170.28	358.26
SHA44.5T0.9	*	44.5	0.9		0.447	117.30	156.78
SHA45T0.6	*	45.0	0.6		0.304	180.00	106.56
SHA45T0.8	*	45.0	0.8		0.378	179.49	132.67
SHRA45T1.6R2	*	45.0	1.6	2.0	0.783	176.60	274.60
SHRA45T2R3.5	*	45.0	2.0	3.5	0.956	174.00	335.42
SHA45T2.5	✓	45.0	2.5		1.211	180.00	425.00

Square Hollow Section

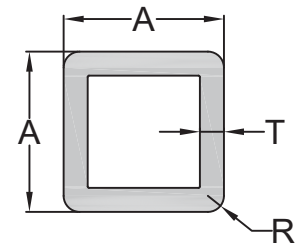


"✓" Stocked Item

"*" Pre-order Only Item
(30-40 working days delivery)

Product Code	Ex Stock	A (mm)	T (mm)	R (mm)	Mass (Kg/m)	Perimeter (mm)	Area (mm ²)
SHRA48.4T2.2R1	*	48.4	2.2	1.0	1.047	190.28	367.22
SHA50T0.8	*	50.0	0.8		0.449	199.50	157.44
SHA50T1.0	*	50.0	1.0		0.559	199.50	196.00
SHA50T1.2	✓	50.0	1.2		0.667	199.50	234.20
SHA50T1.4	*	50.0	1.4		0.776	200.00	272.16
SHA50T2.0	✓	50.0	2.0		1.094	200.00	384.00
SHRA50T2.0R3	✓	50.0	2.0	3.0	1.075	194.85	377.13
SHA50T2.5	*	50.0	2.5		1.356	200.00	475.86
SHA50T3	✓	50.0	3.0		1.607	200.00	564.00
SHRA50T3R2	*	50.0	3.0	2.0	1.598	196.57	560.78
SHRA50T3R3	✓	50.0	3.0	3.0	1.585	194.85	556.28
SHRA50T3R5	*	50.0	3.0	5.0	1.556	191.42	545.97
SHA50T3.5	✓	50.0	3.5		1.855	200.00	650.86
SHA50T4	✓	50.0	4.0		2.098	200.00	736.00
SHA50T5	✓	50.0	5.0		2.565	200.00	900.00
SHRA50T5R3	✓	50.0	5.0	3.0	2.543	194.85	892.27
SHA50T6	✓	50.0	6.0		3.010	200.00	1056.00
SHRA50.7T3.1R3	*	50.7	3.1	3.0	1.660	197.65	582.51
SHA58T5	*	58.0	5.0		3.021	232.00	1060.00
SHA60T1.5	*	60.0	1.5		1.000	239.50	351.00
SHA60T2	*	60.0	2.0		1.322	240.00	464.00
SHRA60T2R3.5	*	60.0	2.0	3.5	1.298	221.43	455.42
SHA60T2.5	✓	60.0	2.5		1.639	240.00	575.00
SHRA60T2.5R3.5	*	60.0	2.5	3.5	1.611	234.00	565.34
SHRA60T2.7R3.5	*	60.0	2.7	3.5	1.735	234.00	608.90
SHA60T5	*	60.0	5.0		3.135	240.00	1100.00
SHA60T6	✓	60.0	6.0		3.694	240.00	1296.00
SHRA63.6T3.1R8.5	*	63.6	3.1	8.5	2.029	239.38	711.88
SHRA65T2.5R3	✓	65.0	2.5	3.0	1.760	254.85	617.49
SHRA70T4	*	70.0	4.0		3.010	280.00	1056.00
SHA75T1.6	✓	75.0	1.6		1.339	299.20	469.80
SHA75T3.0	✓	75.0	3.0		2.462	299.50	864.00
SHRA75T3R3	✓	75.0	3.0	3.0	2.440	294.85	856.27
SHA75T4	✓	75.0	4.0		3.238	299.50	1136.00
SHA80T1.5	*	80.0	1.5		1.342	320.00	471.00
SHA80T1.8	✓	80.0	1.8		1.605	320.00	563.04
SHRA80T2.5R3.5	*	80.0	2.5	3.5	2.181	314.00	765.34
SHA80T4	*	80.0	4.0		3.466	320.00	1216.00
SHRA80T5R10	*	80.0	5.0	10.0	4.092	302.80	1435.62
SHA80T6	✓	80.0	6.0		5.092	320.00	1776.00

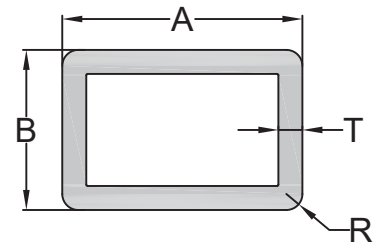
Square Hollow Section



"✓" Stocked Item
 "*" Pre-order Only Item
 (30-40 working days delivery)

Product Code	Ex Stock	A (mm)	T (mm)	R (mm)	Mass (Kg/m)	Perimeter (mm)	Area (mm ²)
SHRA80T6R10	*	80.0	6.0	10.0	6.092	302.83	1703.90
SHRA90T1.6R8	*	90.0	1.6	8.0	1.556	346.27	545.98
SHA90T1.8	*	90.0	1.8		1.810	360.00	635.10
SHA90T1.9	*	90.0	1.9		1.908	360.00	669.59
SHRA90T2R3	✓	90.0	2.0	3.0	1.987	354.85	697.13
SHA90T3	✓	90.0	3.0		2.975	359.14	1043.86
SHA90T6	✓	90.0	6.0		5.746	360.00	2016.00
SHA100T1	*	100.0	1.0		1.129	400.00	396.00
SHA100T1.3	*	100.0	1.3		1.463	400.00	513.27
SHA100T2	*	100.0	2.0		2.234	400.00	784.00
SHA100T3	✓	100.0	3.0		3.317	400.00	1164.00
SHRA100T3R3	✓	100.0	3.0	3.0	3.296	394.85	1156.50
SHA100T4	✓	100.0	4.0		4.378	400.00	1536.00
SHA100T5	✓	100.0	5.0		5.415	400.00	1900.00
SHRA120T3R1	✓	120.0	3.0	1.0	4.000	478.30	1403.40
SHA140T3	✓	140.0	3.0		4.685	560.00	1644.00
SHA150T3	✓	150.0	3.0		5.027	600.00	1764.00
SHA150T10	✓	150.0	10.0		15.960	600.00	5600.00
SHA200T10	✓	200.0	10.0		21.660	800.00	7600.00
SHRA210T3.5R3.5	*	210.0	3.5	3.5	8.209	833.99	2880.49

Rectangular Hollow Section

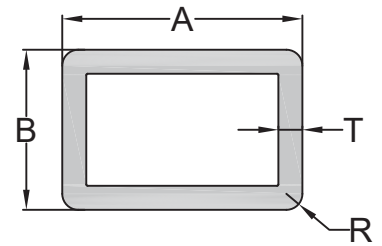


"✓" Stocked Item

"*" Pre-order Only Item
(30-40 working days delivery)

Product Code	Ex Stock	A (mm)	B (mm)	T (mm)	R (mm)	Mass (Kg/m)	Perimeter (mm)	Area (mm ²)
RHA15B10T1	*	15.0	10.0	1.0		0.131	50.00	46.00
RHA15B12T1.2	*	15.0	12.0	1.2		0.168	54.00	59.04
RHRA17.8B13.8T1.4R2	*	17.8	13.8	1.4	2.0	0.226	59.80	79.14
RHRA18B14T2R1.5	*	18.0	14.0	2.0	1.5	0.314	61.43	110.10
RHA18.1B7.2T1.5	*	18.1	7.2	1.5		0.191	50.09	66.90
RHRA18.5B13T1R1.3	*	18.5	13.0	1.0	1.3	0.165	60.86	57.87
RHA20B10T1.2	✓	20.0	10.0	1.2		0.189	59.50	66.24
RHA20B12T1.2	✓	20.0	12.0	1.2		0.202	64.00	71.00
RHRA20B14T1R1	*	20.0	14.0	1.0	1.0	0.180	66.28	63.22
RHRA20B15T1.4R1	*	20.0	15.0	1.4	1.0	0.255	69.50	89.38
RHA20B15T2	✓	20.0	15.0	2.0		0.353	70.00	124.00
RHA20B16T1.6	✓	20.0	16.0	1.6		0.299	72.00	104.96
RHA21B12.5T1	*	21.0	12.5	1.0		0.180	66.50	63.00
RHA22B10T2	*	22.0	10.0	2.0		0.319	64.00	112.00
RHA22B18T0.66	*	22.0	18.0	0.66		0.145	79.14	50.92
RHRA22.3B18.3T0.8R1	*	22.3	18.3	0.8	1.0	0.175	80.68	61.56
RHA23.8B10.9T1	*	23.8	10.9	1.0		0.186	68.54	65.4
RHA24B8T2	*	24.0	8.0	2.0		0.319	64.00	112.00
RHA25B12T3	✓	25.0	12.0	3.0		0.530	74.00	186.00
RHA25B15T0.45	*	25.0	15.0	0.45		0.100	79.70	35.20
RHA25B15T1	*	25.0	15.0	1.0		0.217	79.50	76.00
RHRA25B15T2.5R2	*	25.0	15.0	2.5	2.0	0.496	76.60	174.20
RHA25B20T1.6	✓	25.0	20.0	1.6		0.381	90.00	133.76
RHA25.1B10.1T0.8	*	25.1	10.1	0.8		0.153	70.00	53.76
RHA25.4B12.7T0.9	*	25.4	12.7	0.9		0.186	75.69	65.34
RHA26.1B16.5T0.52	*	26.1	16.5	0.52		0.123	85.20	43.22
RHA28B15T1	*	28.0	15.0	1.0		0.234	85.50	82.00
RHRA28B18T0.7R4	*	28.0	18.0	0.7	4.0	0.165	85.10	58.05
RHA29.2B10T0.65	*	29.2	10.0	0.65		0.171	77.59	59.84
RHRA29.9B19.9T1R1.5	*	29.9	19.9	1.0	1.5	0.267	98.86	93.70
RHRA30B10T1.5R1.5	*	30.0	10.0	1.5	1.5	0.311	77.40	109.20
RHA30B10T2	✓	30.0	10.0	2.0		0.405	79.00	142.00
RHA30B15T1	*	30.0	15.0	1.0		0.245	90.00	86.00
RHA30B15T1.2	*	30.0	15.0	1.2		0.291	89.50	102.20
RHRA30B15T2R2.5	*	30.0	15.0	2.0	2.5	0.453	85.70	158.90
RHRA30B15T2.2R2	*	30.0	15.0	2.2	2.0	0.500	86.60	175.40
RHA30B18T1	*	30.0	18.0	1.0		0.262	95.50	92.00
RHRA30B18T1.5R2	*	30.0	18.0	1.5	2.0	0.375	92.56	131.58
RHA30B20T0.8	✓	30.0	20.0	0.8		0.221	100.00	77.50
RHRA30B20T1R1.5	*	30.0	20.0	1.0	1.5	0.269	97.40	94.30

Rectangular Hollow Section

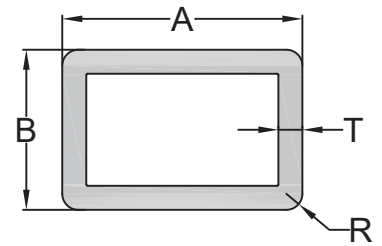


"✓" Stocked Item

"*" Pre-order Only Item
(30-40 working days delivery)

Product Code	Ex Stock	A (mm)	B (mm)	T (mm)	R (mm)	Mass (Kg/m)	Perimeter (mm)	Area (mm ²)
RHA30B20T1.2	*	30.0	20.0	1.2		0.325	99.50	114.20
RHRA30B20T1.5R1.5	*	30.0	20.0	1.5	1.5	0.397	97.42	139.14
RHRA30B20T1.6R1.5	*	30.0	20.0	1.6	1.5	0.422	97.40	147.90
RHA30B20T1.8	✓	30.0	20.0	1.8		0.476	100.00	167.00
RHA30.1B15.1T1.3	*	30.1	15.1	1.3		0.316	90.40	110.76
RHRA32B16T1.5R2.2	*	32.0	16.0	1.5	2.2	0.385	92.22	135.00
RHA32B25T3	✓	32.0	25.0	3.0		0.872	114.00	306.00
RHRA32B27T1.8R1	*	32.0	27.0	1.8	1.0	0.566	116.28	198.66
RHRA34.5B12T1.2R1	*	34.5	12.0	1.2	1.0	0.300	91.50	105.20
RHRA34.8B24.8T0.65R2	*	34.8	24.8	0.65	2.0	0.211	116.00	73.92
RHA35B20T0.4	*	35.0	20.0	0.4		0.123	109.49	43.28
RHA35B20T0.5	*	35.0	20.0	0.5		0.154	109.50	54.00
RHRA35B25T1.5R3	*	35.0	25.0	1.5	3.0	0.471	114.85	165.20
RHRA35B26.5T3.5R1.5	*	35.0	26.5	3.5	1.5	1.082	120.42	379.57
RHA36B23T0.5	*	36.0	23.0	0.5		0.165	117.50	58.00
RHA37.2B24.2T1.1	*	37.2	24.2	1.1		0.371	122.30	130.24
RHRA38B7T1.2R1	*	38.0	7.0	1.2	1.0	0.289	88.30	101.50
RHA38B13T2.5	*	38.0	13.0	2.5		0.654	102.50	229.64
RHRA38B16T1.6R3	✓	38.0	16.0	1.6	3.0	0.446	102.85	156.52
RHA38B25T0.5	*	38.0	25.0	0.5		0.177	125.50	62.00
RHA38B25T0.6	*	38.0	25.0	0.6		0.211	126.00	74.16
RHA38B25T0.9	*	38.0	25.0	0.9		0.314	125.50	110.20
RHA38B25T1	*	38.0	25.0	1.0		0.348	126.00	122.00
RHA38B25T1.2	*	38.0	25.0	1.2		0.415	126.00	145.44
RHRA38B25T1.5R3	✓	38.0	25.0	1.5	3.0	0.496	120.85	174.21
RHA38B25T1.5	*	38.0	25.0	1.5		0.513	125.49	180.00
RHA38B25T2	✓	38.0	25.0	2.0		0.672	125.14	235.86
RHRA38B25T2.5R3	✓	38.0	25.0	2.5	3.0	0.805	120.85	282.49
RHA38B25T3	*	38.0	25.0	3.0		0.975	126.00	342.00
RHA38B25.4T0.9	*	38.0	25.4	0.9		0.317	126.50	111.10
RHA40B20T0.75	*	40.0	20.0	0.75		0.250	120.00	87.75
RHA40B20T0.9	*	40.0	20.0	0.9		0.298	119.49	104.68
RHA40B20T1	*	40.0	20.0	1.0		0.329	119.49	115.41
RHA40B20T1.2	✓	40.0	20.0	1.2		0.394	119.50	138.20
RHRA40B20T1.6R2	✓	40.0	20.0	1.6	2.0	0.509	116.60	178.54
RHRA40B20T2R2	*	40.0	20.0	2.0	2.0	0.629	116.57	220.64
RHA40B20T2.5	*	40.0	20.0	2.5		0.784	120.00	275.00
RHA40B20T3	✓	40.0	20.0	3.0		0.923	120.00	324.00
RHA40B25T2	✓	40.0	25.0	2.0		0.695	130.00	244.00
RHRA40B25T2.5R3	✓	40.0	25.0	2.5	3.0	0.834	124.85	292.49

Rectangular Hollow Section

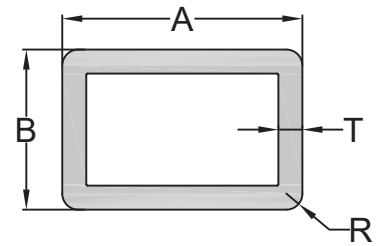


"✓" Stocked Item

"*" Pre-order Only Item
(30-40 working days delivery)

Product Code	Ex Stock	A (mm)	B (mm)	T (mm)	R (mm)	Mass (Kg/m)	Perimeter (mm)	Area (mm ²)
RHA40B30T0.7	*	40.0	30.0	0.7		0.274	139.49	96.04
RHRA40B30T2R1	*	40.0	30.0	2.0	1.0	0.750	138.28	263.22
RHA40.6B23.6T0.8	*	40.6	23.6	0.8		0.286	128.40	100.20
RHA42.4B35T2	*	42.4	35.0	2.0		0.832	154.00	292.00
RHA45B20T1.5	*	45.0	20.0	1.5		0.530	129.66	186.00
RHA45B25T0.6	*	45.0	25.0	0.6		0.235	140.00	82.56
RHRA45B35T1R2	*	45.0	35.0	1.0	2.0	0.437	156.57	153.43
RHA45B40T3	*	45.0	40.0	3.0		1.351	170.00	474.00
RHA48B36T2.5	*	48.0	36.0	2.5		1.003	167.50	352.00
RHRA50B10T1.2R1.5	*	50.0	10.0	1.2	1.5	0.389	117.43	136.40
RHRA50B20T0.8R3	*	50.0	20.0	0.8	3.0	0.305	135.00	107.00
RHA50B20T1.1	*	50.0	20.0	1.1		0.425	140.00	149.16
RHA50B20T2	*	50.0	20.0	2.0		0.752	140.00	264.00
RHA50B25T0.6	*	50.0	25.0	0.6		0.252	149.50	88.56
RHA50B25T0.8	*	50.0	25.0	0.8		0.314	149.49	110.17
RHA50B25T1.2	✓	50.0	25.0	1.2		0.496	150.00	174.20
RHA50B25T1.6	✓	50.0	25.0	1.6		0.654	149.00	229.60
RHA50B25T2.5	*	50.0	25.0	2.5		0.998	150.00	350.00
RHA50B25T3	✓	50.0	25.0	3.0		1.180	150.00	414.00
RHRA50B25T3R3	✓	50.0	25.0	3.0	3.0	1.158	144.85	406.27
RHA50B30T1.2	*	50.0	30.0	1.2		0.531	160.00	186.20
RHA50B30T1.5	*	50.0	30.0	1.5		0.658	160.00	231.00
RHA50B30T2	✓	50.0	30.0	2.0		0.866	160.00	304.00
RHA50B34T1.5	*	50.0	34.0	1.5		0.693	168.00	243.00
RHRA50B34T2R3.5	*	50.0	34.0	2.0	3.5	0.887	162.00	311.40
RHA50B35T3	*	50.0	35.0	3.0		1.351	170.00	474.00
RHA50B38.5T2	*	50.0	38.5	2.0		0.963	176.14	338.00
RHA50B40T2	✓	50.0	40.0	2.0		0.980	180.00	344.00
RHRA50B40T2R3	✓	50.0	40.0	2.0	3.0	0.961	174.85	337.13
RHRA50B40T3R5	*	50.0	40.0	3.0	5.0	1.385	171.42	485.97
RHA50.2B25.4T0.9	*	50.2	25.4	0.9		0.378	150.70	132.80
RHA50.8B38.1T0.9	*	50.8	38.1	0.9		0.447	177.30	156.80
RHRA51B39T1.8R1.5	*	51.0	39.0	1.8	1.5	0.881	177.43	309.11
RHA53B30T1	*	53.0	30.0	1.0		0.462	165.49	162.00
RHA54.7B11T0.7	*	54.7	11.0	0.7		0.257	131.40	90.00
RHA55B9T1.3	*	55.0	9.0	1.3		0.455	127.50	159.56
RHA55B15T0.7	*	55.0	15.0	0.7		0.324	139.49	113.72
RHA55B22T0.7	✓	55.0	22.0	0.7		0.302	153.49	105.84
RHA55B30T1	*	55.0	30.0	1.0		0.473	170.00	166.00
RHA55B40T3	*	55.0	40.0	3.0		1.522	190.00	534.00

Rectangular Hollow Section

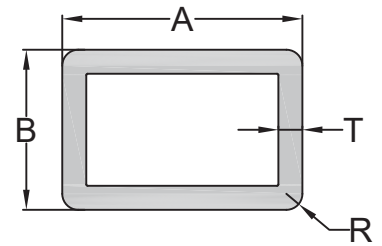


"✓" Stocked Item

"*" Pre-order Only Item
(30-40 working days delivery)

Product Code	Ex Stock	A (mm)	B (mm)	T (mm)	R (mm)	Mass (Kg/m)	Perimeter (mm)	Area (mm ²)
RHRA55B40T4R2	*	55.0	40.0	4.0	2.0	1.984	186.70	696.00
RHRA55.5B11.2T0.8R1.5	*	55.5	11.2	0.8	1.5	0.297	130.82	104.16
RHA59B18T1.5	*	59.0	18.0	1.5		0.633	154.00	222.00
RHA60B20T1.2	*	60.0	20.0	1.2		0.531	159.50	186.20
RHRA60B25T1.3R3	*	60.0	25.0	1.3	3.0	0.596	164.85	209.00
RHRA60B25T1.5R3	*	60.0	25.0	1.5	3.0	0.701	164.90	246.00
RHRA60B25T1.5R5.5	*	60.0	25.0	1.5	5.5	0.672	160.56	235.91
RHRA60B26T2R5	*	60.0	26.0	2.0	5.0	0.896	163.42	314.27
RHRA60B30T1.5R3	✓	60.0	30.0	1.5	3.0	0.727	174.85	255.21
RHA60B30T4	*	60.0	30.0	4.0		1.870	180.00	656.00
RHA60B40T2	✓	60.0	40.0	2.0		1.094	200.00	384.00
RHRA60B40T2R3	✓	60.0	40.0	2.0	3.0	1.075	195.00	377.13
RHA60B40T2.5	*	60.0	40.0	2.5		1.354	199.50	475.00
RHRA60B40T2.9R1	*	60.0	40.0	2.9	1.0	1.555	198.28	545.50
RHA60B40T3	✓	60.0	40.0	3.0		1.607	199.20	563.90
RHRA60B40T3R6	*	60.0	40.0	3.0	6.0	1.600	196.57	561.42
RHA60B40T3.8	*	60.0	40.0	3.8		2.001	200.00	702.24
RHSA60B40T3	*	60.0	40.0	3.0		2.069	200.00	726.00
RHA60B40T4	✓	60.0	40.0	4.0		2.098	200.00	736.00
RHRA60B40T5R2	*	60.0	40.0	5.0	2.0	2.555	196.57	896.57
RHRA62.8B17.6T0.8R4	*	62.8	17.6	0.8	4.0	0.345	153.93	121.14
RHA64B25T0.9	*	64.0	25.0	0.9		0.447	178.00	156.96
RHRA65B16T1.2R2	✓	65.0	16.0	1.2	2.0	0.568	161.50	199.30
RHA65B16T1.2	*	65.0	16.0	1.2	2.0	0.529	158.57	185.76
RHA65B30T2.5	✓	65.0	30.0	2.5		1.283	189.50	450.00
RHA65B50T3	✓	65.0	50.0	3.0		1.864	229.14	653.86
RHA65B50T8	*	65.0	50.0	8.0		4.519	230.00	1585.72
RHA69.9B19.9T0.9	*	69.9	19.9	0.9		0.451	179.00	158.31
RHA70B20T1	*	70.0	20.0	1.0		0.500	179.49	175.41
RHA70B25T2	*	70.0	25.0	2.0	1.0	1.035	188.28	363.14
RHRA70B25T4R2	*	70.0	25.0	4.0	2.0	1.984	190.00	696.00
RHRA70B25.5T0.9R3.5	*	70.0	25.5	0.9	3.5	0.447	184.99	156.83
RHA70B30.2T1	*	70.0	30.2	1.0		0.450	199.89	157.76
RHA70B40T3	✓	70.0	40.0	3.0		1.778	219.14	623.86
RHA71.6B21.3T1	*	71.6	21.3	1.0		0.518	185.29	181.80
RHRA74B25T1.8R3	*	74.0	25.0	1.8	3.0	1.052	192.85	369.11
RHA75B25T2.2	✓	75.0	25.0	2.2		1.199	199.20	420.70
RHA75B40T2	✓	75.0	40.0	2.0		1.265	230.00	444.00
RHA75B40T6	✓	75.0	40.0	6.0		3.523	229.57	1236.00
RHA75B45T0.8	*	75.0	45.0	0.8		0.507	239.50	177.80

Rectangular Hollow Section

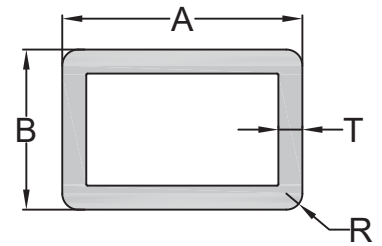


"✓" Stocked Item

"*" Pre-order Only Item
(30-40 working days delivery)

Product Code	Ex Stock	A (mm)	B (mm)	T (mm)	R (mm)	Mass (Kg/m)	Perimeter (mm)	Area (mm ²)
RHA75B45T3	✓	75.0	45.0	3.0		1.949	239.14	683.86
RHA75B50T3	✓	75.0	50.0	3.0		2.035	249.50	714.00
RHA76B25T1.2	*	76.0	25.0	1.2		0.674	201.50	236.60
RHA76B25T1.5	*	76.0	25.0	1.5		0.838	201.50	236.60
RHA76B44T0.7	*	76.0	44.0	0.7		0.473	240.00	166.00
RHA76B44T1	*	76.0	44.0	1.0		0.673	240.00	236.00
RHA76B44T1.2	*	76.0	44.0	1.2		0.804	240.00	282.20
RHA76B44T1.4	*	76.0	44.0	1.4		0.935	240.00	328.00
RHA76B44T1.5	*	76.0	44.0	1.5		1.000	240.00	351.00
RHA76B44T2.0	✓	76.0	44.0	2.0		1.322	240.00	464.00
RHA76.2B25.4T0.9	✓	76.2	25.4	0.9		0.512	202.70	179.60
RHA76.2B25.4T2.4	✓	76.2	25.4	2.4		1.324	203.20	464.64
RHA76B44.5T0.9	*	76.0	44.5	0.9		0.610	240.80	214.00
RHRA77B32T2.7R3	✓	77.0	32.0	2.7	3.0	1.573	212.85	551.80
RHRA78.6B35.4T2R3	*	78.6	35.4	2.0	3.0	1.234	222.85	433.13
RHRA79.5B19.9T0.85	*	79.5	19.9	0.85		0.473	198.00	166.10
RHRA80B16T1.1R2	*	80.0	16.0	1.1	2.0	0.580	188.57	203.62
RHA80B20T0.7	✓	80.0	20.0	0.7		0.449	199.50	157.50
RHA80B20T2	*	80.0	20.0	2.0		1.094	200.00	384.00
RHSA80B20T2.5	*	80.0	20.0	2.5		1.397	200.00	490.00
RHA80B25T1	*	80.0	25.0	1.0		0.587	209.50	206.00
RHA80B25T3	✓	80.0	25.0	3.0		1.693	210.00	594.00
RHA80B40T0.9	*	80.0	40.0	0.9		0.573	240.00	201.11
RHA80B40T1.5	*	80.0	40.0	1.5		1.000	240.00	350.90
RHA80B40T1.8	✓	80.0	40.0	1.8		1.194	240.00	419.00
RHRA80B40T2R3	✓	80.0	40.0	2.0	3.0	1.303	243.85	457.13
RHRA80B40T3.5R3	*	80.0	40.0	3.5	3.0	2.254	234.80	791.00
RHA80B40T4	*	80.0	40.0	4.0		2.554	240.00	896.00
RHA80B50T3	✓	80.0	50.0	3.0		2.120	260.00	744.00
RHRA80B50T3R3	✓	80.0	50.0	3.0	3.0	2.098	254.85	736.28
RHA80B60T6	*	80.0	60.0	6.0		4.378	280.00	1536.00
RHA90B25T0.8	*	90.0	25.0	0.8		0.517	229.50	181.40
RHA90B25T4	*	90.0	25.0	4.0		2.440	229.50	856.00
RHA90B50T2	✓	90.0	50.0	2.0		1.550	279.14	543.86
RHA90B50T6	✓	90.0	50.0	6.0		4.378	280.00	1536.00
RHA90B60T3	*	90.0	60.0	3.0		2.384	300.00	836.50
RHA90B60T5	*	90.0	60.0	5.0		4.051	300.00	1421.46
RHA90B76T8	*	90.0	76.0	8.0		6.825	325.13	2394.77
RHA92B28T3	*	92.0	28.0	3.0		2.200	240.00	772.00
RHA100B15T1.2	*	100.0	15.0	1.2		0.770	229.50	270.20

Rectangular Hollow Section

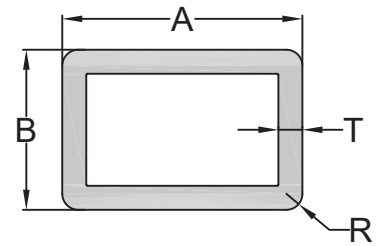


"✓" Stocked Item

"*" Pre-order Only Item
(30-40 working days delivery)

Product Code	Ex Stock	A (mm)	B (mm)	T (mm)	R (mm)	Mass (Kg/m)	Perimeter (mm)	Area (mm ²)
RHA100B15T1.3	*	100.0	15.0	1.3		0.833	230.00	292.24
RHRA100B16T1.4R3	✓	100.0	16.0	1.4	3.0	0.888	226.85	311.43
RHA100B16T1.6	✓	100.0	16.0	1.6		1.029	232.00	360.96
RHA100B18T2.3	*	100.0	18.0	2.3		1.388	236.00	486.91
RHA100B19.7T1.4	✓	100.0	19.7	1.4		0.933	238.50	372.20
RHSA100B19.7T1.4	*	100.0	19.7	1.4		0.949	238.50	333.10
RHA100B20T0.8	*	100.0	20.0	0.8		0.540	240.00	189.44
RHA100B20T1.2	*	100.0	20.0	1.2		0.804	239.49	282.24
RHA100B25T1.5	*	100.0	25.0	1.5		1.043	250.00	366.00
RHA100B25T2.5	✓	100.0	25.0	2.5		1.710	249.20	600.00
RHA100B30T1.5	*	100.0	30.0	1.5		1.086	260.00	381.00
RHA100B40T2	✓	100.0	40.0	2.0		1.550	280.00	544.00
RHA100B44T1.4	✓	100.0	44.0	1.4		1.127	288.00	395.40
RHA100B44T2	*	100.0	44.0	2.0		1.596	288.00	560.10
RHA100B44T3	*	100.0	44.0	3.0		2.360	288.00	828.00
RHA100B45T0.8	*	100.0	45.0	0.8		0.613	289.49	215.17
RHA100B45T3	*	100.0	45.0	3.0		2.377	290.00	834.00
RHA100B45T4	*	100.0	45.0	4.0		3.124	290.00	1096.00
RHA100B50T1.5	✓	100.0	50.0	1.5		1.257	300.00	441.00
RHRA100B50T1.6R3	*	100.0	50.0	1.6	3.0	1.322	294.85	463.72
RHA100B50T2.5	*	100.0	50.0	2.5		2.066	300.00	725.00
RHA100B50T3	✓	100.0	50.0	3.0		2.462	300.00	864.00
RHRA100B50T3R3	✓	100.0	50.0	3.0	3.0	2.440	294.85	856.28
RHRA100B50T4R12	*	100.0	50.0	4.0	12.0	3.042	279.40	1067.33
RHRA100B50T5R3	*	100.0	50.0	5.0	3.0	3.969	294.85	1392.49
RHA100B50T6	✓	100.0	50.0	6.0		4.719	299.20	1655.90
RHRA100B55T2.5R1.5	*	100.0	55.0	2.5	1.5	2.135	307.00	749.00
RHA100B60T2	*	100.0	60.0	2.0		1.778	320.00	624.00
RHRA100B60T5R1	✓	100.0	60.0	5.0	1.0	4.273	318.28	1499.22
RHA100B80T1.8	*	100.0	80.0	1.8		1.810	360.00	635.00
RHA100B80T2	✓	100.0	80.0	2.0		2.006	360.00	704.00
RHRA101.6B25.4T0.9	*	101.6	25.4	0.9		0.642	253.50	225.40
RHA101.6B44.5T0.9	*	101.6	44.5	0.9		0.659	291.60	231.12
RHA101.6B50.8T3.2	*	101.6	50.8	3.2		2.663	304.80	934.40
RHRA102B75T2.5R7.5	*	102.0	75.0	2.5	7.5	2.375	341.12	833.18
RHA120B25T4	✓	120.0	25.0	4.0		3.124	290.00	1096.00
RHA120B30T3	*	120.0	30.0	3.0		2.462	300.00	864.00
RHA120B60T2	*	120.0	60.0	2.0		2.006	360.00	704.00
RHA120B60T2.9	✓	120.0	60.0	2.9		2.880	360.00	1010.40
RHA120B60T5	✓	120.0	60.0	5.0		4.845	360.00	1700.00

Rectangular Hollow Section

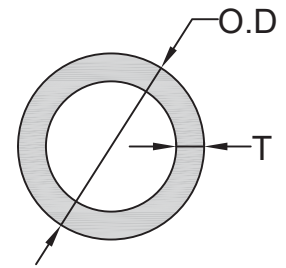


"✓" Stocked Item

"*" Pre-order Only Item
(30-40 working days delivery)

Product Code	Ex Stock	A (mm)	B (mm)	T (mm)	R (mm)	Mass (Kg/m)	Perimeter (mm)	Area (mm ²)
RHA120B60T6	✓	120.0	60.0	6.0		5.746	360.00	2016.00
RHRA120B66T3.9R2	*	120.0	66.0	3.9	2.0	3.962	369.00	1390.00
RHA120B80T6	*	120.0	80.0	6.0		6.430	400.00	2256.0
RHA125B30T2.5	✓	125.0	30.0	2.5		2.138	310.00	750.00
RHA125B40T3	✓	125.0	40.0	3.0		2.719	329.20	954.00
RHA125B50T3	✓	125.0	50.0	3.0		2.890	349.14	1013.86
RHRA125B50T6R3	✓	125.0	50.0	6.0	3.0	5.553	344.85	1948.27
RHA125B65T5	✓	125.0	65.0	5.0		5.130	380.00	1800.00
RHA128B58T8	*	128.0	58.0	8.0		9.276	372.00	3254.90
RHRA130B76T8R4	*	130.0	76.0	8.0	4.0	8.649	405.13	3034.77
RHA140B45T3	*	140.0	45.0	3.0		3.041	364.85	1067.13
RHA150B30T2.5	✓	150.0	30.0	2.5		2.494	360.00	875.00
RHA150B40T1.35	*	150.0	40.0	1.35		1.468	379.49	515.04
RHA150B50T2.5	*	150.0	50.0	2.5		2.779	400.00	975.00
RHA150B50T3	✓	150.0	50.0	3.0		3.317	400.00	1164.00
RHRA150B50T5R3	*	150.0	50.0	5.0	3.0	5.394	394.85	1892.49
RHA150B50T6	✓	150.0	50.0	6.0		6.429	399.49	2255.92
RHRA150B50T6R3	✓	150.0	50.0	6.0	3.0	6.408	394.85	2248.27
RHA150B75T5	✓	150.0	75.0	5.0		6.128	450.00	2150.00
RHA150B76T2.5	✓	150.0	76.0	2.5		3.149	452.00	1105.00
RHA150B100T2.5	✓	150.0	100.0	2.5		3.445	500.00	1208.92
RHA150B100T4	*	150.0	100.0	4.0		5.518	500.00	1936.00
RHA150B100T5	✓	150.0	100.0	5.0		6.840	499.49	2399.92
RHRA154.9B79.7T6R14.6	*	154.9	79.7	6.0	14.6	7.358	444.24	2581.72
RHA160B60T4	✓	160.0	60.0	4.0		4.834	440.00	1696.00
RHA160B60T5	*	160.0	60.0	5.0		5.985	440.00	2100.00
RHRA160B148.5T6R10	*	160.0	148.5	6.0	10.0	9.935	599.83	3485.90
RHRA160B150T6R10	*	160.0	150.0	6.0	10.0	9.986	602.83	3503.90
RHRA169B86.2T6R15.1	*	169.0	86.2	6.0	15.1	8.026	484.57	2816.07
RHA171B93T10	*	171.0	93.0	10.0		13.959	527.14	4897.79
RHA173B73T5	*	173.0	73.0	5.0		6.726	492.00	2360.00
RHRA174B86.6T7.5R5	*	174.0	86.6	7.5	5.0	10.450	512.62	3666.69
RHA180B80T3	✓	180.0	80.0	3.0		4.344	520.00	1524.10
RHA200B30T2.8	✓	200.0	30.0	2.8		3.519	460.00	1234.75
RHA200B40T3	✓	200.0	40.0	3.0		4.001	480.00	1404.00
RHA200B50T2	*	200.0	50.0	2.0		2.804	499.14	983.79
RHA200B50T3	✓	200.0	50.0	3.0		4.172	500.00	1464.00
RHA200B60T2	*	200.0	60.0	2.0		2.918	520.00	1024.00
RHA200B75T3	✓	200.0	75.0	3.0		4.600	549.50	1614.00
RHA200B100T3	✓	200.0	100.0	3.0		5.027	600.00	1764.00

Circular Hollow Section

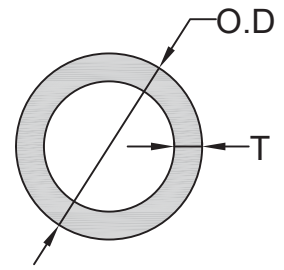


"✓" Stocked Item

"*" Pre-order Only Item
(30-40 working days delivery)

Product Code	Ex Stock	O.D (mm)	T (mm)	Mass (Kg/m)	Perimeter (mm)	Area (mm ²)
RTD6.5T1	*	6.5	1.0	0.049	20.42	17.28
RTD8T1.2	*	8.0	1.2	0.073	25.13	25.65
RTD8T1.5	*	8.0	1.5	0.087	25.13	30.63
RTD8.7T2.37	*	8.7	2.37	0.134	27.33	47.13
RTD8.9T1.8	*	8.9	1.8	0.114	27.95	40.15
RTD8.9T1.55	*	8.9	1.55	0.102	27.95	35.79
RTD9T1.4	*	9.0	1.4	0.095	28.27	33.43
RTD9T2	✓	9.0	2.0	0.125	28.26	43.98
RTD9.5T0.9	*	9.5	0.9	0.069	29.85	24.32
RTD9.5T1.4	✓	9.5	1.4	0.103	29.92	36.18
RTD10T1	*	10.0	1.0	0.081	31.40	28.27
RTD10T1.2	✓	10.0	1.2	0.095	31.40	33.18
RTD10T1.5	*	10.0	1.5	0.114	31.42	40.01
RTD10T2	*	10.0	2.0	0.143	31.42	50.27
RTD10.6T1.6	*	10.6	1.6	0.129	33.28	45.21
RTD11T0.7	*	11.0	0.7	0.065	34.60	22.65
RTD11T2	*	11.0	2.0	0.161	34.56	56.55
RTD11T3	*	11.0	3.0	0.215	34.56	75.40
RTD11.8T0.95	*	11.8	0.95	0.092	37.07	32.38
RTD12T0.8	*	12.0	0.8	0.080	37.70	28.13
RTD12T0.9	*	12.0	0.9	0.089	37.70	31.37
RTD12T1	*	12.0	1.0	0.098	37.70	34.56
RTD12T1.2	*	12.0	1.2	0.116	37.70	40.69
RTD12T1.6	✓	12.0	1.6	0.149	37.70	52.28
RTD12T2	*	12.0	2.0	0.179	37.70	62.83
RTD12T2.6	*	12.0	2.6	0.219	37.70	76.78
RTD12T3.9	*	12.0	3.9	0.283	37.70	99.24
RTD12.4T0.8	*	12.4	0.8	0.083	38.96	29.15
RTD12.5T2	*	12.5	2.0	0.188	39.27	65.97
RTD12.7T1.4	✓	12.7	1.4	0.142	39.88	49.68
RTD12.7T1.72	*	12.7	1.72	0.169	39.90	59.33
RTD12.7T3.57	*	12.7	3.57	0.292	27.20	102.46
RTD13T1	*	13.0	1.0	0.107	40.84	37.70
RTD13T1.1	*	13.0	1.1	0.117	40.84	41.12
RTD13T1.2	*	13.0	1.2	0.127	40.84	44.49
RTD13T1.4	*	13.0	1.4	0.145	40.84	51.02
RTD13T2	*	13.0	2.0	0.197	40.84	69.12
RTD13T4.7	*	13.0	4.7	0.349	40.84	112.55
RTD13.5T1.25	*	13.5	1.25	0.137	42.41	48.11
RTD13.7T2	*	13.7	2.0	0.210	43.02	73.48

Circular Hollow Section

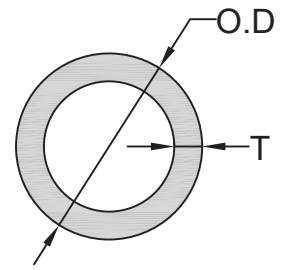


"✓" Stocked Item

"*" Pre-order Only Item
(30-40 working days delivery)

Product Code	Ex Stock	O.D (mm)	T (mm)	Mass (Kg/m)	Perimeter (mm)	Area (mm ²)
RTD13.8T0.5	*	13.8	0.5	0.060	43.35	20.89
RTD14T0.5	*	14.0	0.5	0.060	43.98	21.21
RTD14T0.65	*	14.0	0.65	0.078	43.96	27.25
RTD14T0.7	*	14.0	0.7	0.083	43.96	29.23
RTD14T0.8	*	14.0	0.8	0.095	43.96	33.16
RTD14T0.9	*	14.0	0.9	0.106	43.96	37.02
RTD14T1.2	*	14.0	1.2	0.138	43.96	48.26
RTD14T1.5	*	14.0	1.5	0.168	43.96	58.88
RTD14T2	✓	14.0	2.0	0.215	44.00	75.40
RTD14T3.6	*	14.0	3.6	0.335	44.00	117.62
RTD14.5T3.85	*	14.5	3.85	0.367	45.55	128.81
RTD14.8T1.2	*	14.8	1.2	0.146	46.50	51.27
RTD15T0.5	*	15.0	0.5	0.065	47.12	22.78
RTD15T0.65	*	15.0	0.65	0.084	47.12	29.30
RTD15T0.8	*	15.0	0.8	0.102	47.12	35.67
RTD15T1	*	15.0	1.0	0.125	47.12	43.98
RTD15T1.1	*	15.0	1.1	0.137	47.12	48.04
RTD15T1.2	*	15.0	1.2	0.148	47.12	52.00
RTD15T2	*	15.0	2.0	0.233	47.12	81.68
RTD15T1.4	✓	15.0	1.4	0.170	47.12	59.79
RTD15T3.5	*	15.0	3.5	0.360	47.12	126.45
RTD15T4.1	*	15.0	4.1	0.400	47.12	140.40
RTD16T0.6	*	16.0	0.6	0.083	50.27	29.01
RTD16T0.7	*	16.0	0.7	0.096	50.27	33.65
RTD16T0.8	*	16.0	0.8	0.109	50.27	38.18
RTD16T1	*	16.0	1.0	0.134	50.27	47.10
RTD16T1.1	*	16.0	1.1	0.147	50.27	51.47
RTD16T1.2	*	16.0	1.2	0.159	50.27	55.77
RTD16T1.3	✓	16.0	1.3	0.171	50.27	60.00
RTD16T1.6	✓	16.0	1.6	0.206	50.27	72.38
RTD16T2	*	16.0	2.0	0.251	50.27	88.00
RTD16T3	*	16.0	3.0	0.349	50.27	122.52
RTD16T4	*	16.0	4.0	0.430	50.27	150.80
RTD16T4.6	*	16.0	4.6	0.470	50.27	164.75
RTD17T0.7	*	17.0	0.7	0.102	53.41	35.79
RTD17T1	*	17.0	1.0	0.143	53.41	50.27
RTD17T2	*	17.0	2.0	0.269	53.41	94.25
RTD17T3	✓	17.0	3.0	0.376	53.41	132.00
RTD17T4	*	17.0	4.0	0.466	53.41	163.36
RTD17T4.5	*	17.0	4.5	0.504	53.41	176.72

Circular Hollow Section

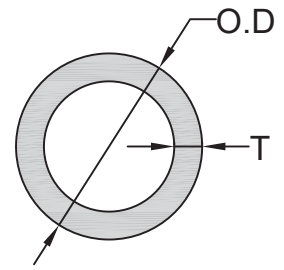


"✓" Stocked Item

"*" Pre-order Only Item
(30-40 working days delivery)

Product Code	Ex Stock	O.D (mm)	T (mm)	Mass (Kg/m)	Perimeter (mm)	Area (mm ²)
RTD17T5.1	*	17.0	5.1	0.543	53.41	190.66
RTD17T5.6	*	17.0	5.6	0.572	53.41	200.56
RTD17T5.9	*	17.0	5.9	0.586	53.41	205.74
RTD17.5T2	*	17.5	2.0	0.278	54.99	97.39
RTD18T1	*	18.0	1.0	0.152	56.55	53.41
RTD18T1.2	*	18.0	1.2	0.180	56.52	63.34
RTD18T1.5	*	18.0	1.5	0.222	56.52	77.75
RTD18T2	*	18.0	2.0	0.287	56.55	100.53
RTD18T2.5	*	18.0	2.5	0.347	56.55	121.74
RTD18T3	✓	18.0	3.0	0.403	56.55	141.37
RTD18T4	*	18.0	4.0	0.501	56.55	176.00
RTD18T5.5	*	18.0	5.5	0.616	56.55	215.98
RTD18T5.6	*	18.0	5.6	0.622	56.55	218.15
RTD18T6.1	*	18.0	6.1	0.650	56.55	228.05
RTD18.5T6.65	*	18.5	6.7	0.706	58.12	247.57
RTD18.6T0.8	*	18.6	0.8	0.127	58.43	44.80
RTD19T0.6	*	19.0	0.6	0.099	59.69	34.68
RTD19T0.7	*	19.0	0.7	0.115	59.69	40.22
RTD19T0.8	*	19.0	0.8	0.130	59.69	45.74
RTD19T0.9	*	19.0	0.9	0.146	59.69	51.15
RTD19T1	*	19.0	1.0	0.161	59.69	56.52
RTD19T1.1	*	19.0	1.1	0.176	59.69	61.83
RTD19T1.2	✓	19.0	1.2	0.191	59.69	67.07
RTD19T1.4	✓	19.0	1.4	0.221	59.69	77.37
RTD19T1.5	*	19.0	1.5	0.235	59.69	82.43
RTD19T1.6	✓	19.0	1.6	0.249	59.69	87.42
RTD19T1.85	*	19.0	1.85	0.284	59.69	99.62
RTD19T2	✓	19.0	2.0	0.304	59.69	106.76
RTD19T3	✓	19.0	3.0	0.430	59.69	150.80
RTD19T4	*	19.0	4.0	0.537	59.69	188.50
RTD19T6	*	19.0	6.0	0.698	59.69	245.04
RTD19T6.1	*	19.0	6.1	0.705	59.69	247.21
RTD19T6.6	*	19.0	6.6	0.733	59.69	257.11
RTD19.2T1.5	*	19.2	1.5	0.238	60.29	83.37
RTD19.3T1.4	*	19.3	1.4	0.224	60.60	78.69
RTD19.8T0.8	*	19.8	0.8	0.136	62.20	47.75
RTD20T0.7	*	20.0	0.7	0.121	62.83	42.42
RTD20T1	*	20.0	1.0	0.170	62.83	59.66
RTD20T1.2	✓	20.0	1.2	0.202	62.83	70.84
RTD20T1.3	*	20.0	1.3	0.218	62.83	76.37

Circular Hollow Section

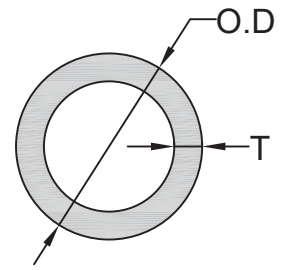


"✓" Stocked Item

"*" Pre-order Only Item
(30-40 working days delivery)

Product Code	Ex Stock	O.D (mm)	T (mm)	Mass (Kg/m)	Perimeter (mm)	Area (mm ²)
RTD20T1.5	*	20.0	1.5	0.248	62.83	87.18
RTD20T1.6	✓	20.0	1.6	0.264	62.83	92.49
RTD20T2	*	20.0	2.0	0.322	62.83	113.10
RTD20T3	✓	20.0	3.0	0.457	62.83	160.22
RTD20T4	*	20.0	4.0	0.573	62.83	201.06
RTD20T5	*	20.0	5.0	0.672	62.83	235.62
RTD20T6.5	*	20.0	6.5	0.786	62.83	275.68
RTD20T6.6	*	20.0	6.6	0.792	62.83	277.84
RTD20T6.85	*	20.0	6.85	0.807	62.83	282.99
RTD20T7.1	*	20.0	7.1	0.820	62.83	287.74
RTD20.2T5.8	*	20.2	5.8	0.748	63.43	262.39
RTD20.5T1	*	20.5	1.0	0.175	64.40	61.26
RTD20.5T2	*	20.5	2.0	0.331	64.40	116.24
RTD21T0.8	*	21.0	0.8	0.145	65.97	50.74
RTD21T1	*	21.0	1.0	0.179	65.97	62.83
RTD21T2	*	21.0	2.0	0.340	65.97	119.40
RTD21T2.3	*	21.0	2.3	0.385	65.97	135.05
RTD21T2.5	*	21.0	2.5	0.414	65.97	145.30
RTD21T3	*	21.0	3.0	0.483	65.97	169.65
RTD21T4	✓	21.0	4.0	0.609	65.97	213.63
RTD21T5	*	21.0	5.0	0.716	65.97	251.33
RTD21T7.1	*	21.0	7.1	0.884	65.97	310.00
RTD21T7.6	*	21.0	7.6	0.912	65.97	319.94
RTD21.5T2	*	21.5	2.0	0.349	67.54	122.52
RTD21.6T0.8	*	21.6	0.8	0.149	67.86	52.34
RTD21.7T0.65	*	21.7	0.65	0.123	68.17	43.00
RTD21.9T3	*	21.9	3.0	0.508	68.77	178.04
RTD21.8T0.8	*	21.8	0.8	0.150	68.45	52.75
RTD21.8T1	*	21.8	1.0	0.186	68.45	65.34
RTD22T0.6	*	22.0	0.6	0.189	69.11	66.34
RTD22T0.7	*	22.0	0.7	0.133	69.11	46.82
RTD22T0.75	*	22.0	0.75	0.143	69.11	50.70
RTD22T0.8	*	22.0	0.8	0.152	69.11	53.30
RTD22T0.9	*	22.0	0.9	0.170	69.11	59.63
RTD22T1	✓	22.0	1.0	0.188	69.11	65.94
RTD22T1.1	*	22.0	1.1	0.206	69.11	72.23
RTD22T1.2	*	22.0	1.2	0.223	69.11	78.37
RTD22T1.4	*	22.0	1.4	0.258	69.11	90.56
RTD22T1.8	*	22.0	1.8	0.326	69.11	114.17
RTD22T2	*	22.0	2.0	0.358	69.11	125.60

Circular Hollow Section

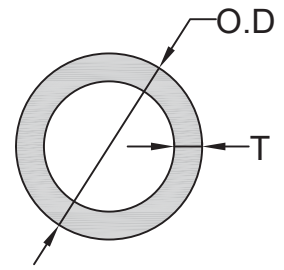


"✓" Stocked Item

"*" Pre-order Only Item
(30-40 working days delivery)

Product Code	Ex Stock	O.D (mm)	T (mm)	Mass (Kg/m)	Perimeter (mm)	Area (mm ²)
RTD22T2.15	*	22.0	2.15	0.382	69.11	134.01
RTD22T2.6	*	22.0	2.6	0.452	69.11	158.38
RTD22T3	✓	22.0	3.0	0.510	69.11	179.10
RTD22T4	*	22.0	4.0	0.645	69.11	226.20
RTD22T5	*	22.0	5.0	0.761	69.11	267.00
RTD22T5.9	*	22.0	5.9	0.850	69.11	298.42
RTD22T6.9	*	22.0	6.9	0.933	69.11	327.32
RTD22T8.1	*	22.0	8.1	1.008	69.11	353.71
RTD22.2T1.1	*	22.2	1.1	0.208	69.71	72.88
RTD22.5T1	*	22.5	1.0	0.193	70.70	67.54
RTD22.5T2	*	22.5	2.0	0.367	70.69	128.81
RTD22.6T0.55	*	22.6	0.55	0.109	71.00	38.10
RTD22.6T1.3	*	22.6	1.3	0.248	71.00	86.99
RTD22.8T1.3	*	22.8	1.3	0.250	71.59	87.76
RTD23T1	*	23.0	1.0	0.197	72.26	69.11
RTD23T2	*	23.0	2.0	0.376	72.26	132.00
RTD23T3	✓	23.0	3.0	0.537	72.26	188.50
RTD23T4	*	23.0	4.0	0.680	72.26	238.76
RTD23T5	*	23.0	5.0	0.806	72.26	282.74
RTD23T7	*	23.0	7.0	1.003	72.26	351.86
RTD23T8	*	23.0	8.0	1.074	72.26	376.99
RTD23T8.6	*	23.0	8.6	1.109	72.26	389.06
RTD23.5T2	*	23.5	2.0	0.385	73.83	135.09
RTD23.6T1.15	*	23.6	1.15	0.231	74.14	81.11
RTD23.9T1	*	23.9	1.0	0.205	75.05	71.91
RTD24T1	*	24.0	1.0	0.206	75.40	72.26
RTD24T1.5	*	24.0	1.5	0.302	75.40	106.03
RTD24T2	✓	24.0	2.0	0.394	75.40	138.23
RTD24T2.5	*	24.0	2.5	0.481	75.40	168.86
RTD24T3	*	24.0	3.0	0.564	75.40	197.92
RTD24T4	*	24.0	4.0	0.716	75.40	251.33
RTD24T5	*	24.0	5.0	0.851	75.40	298.45
RTD24T6	*	24.0	6.0	0.967	75.40	339.30
RTD24T7	*	24.0	7.0	1.065	75.40	373.85
RTD24T8.55	*	24.0	8.55	1.183	75.40	415.00
RTD24T9.1	*	24.0	9.1	1.214	75.40	426.00
RTD24.5T1.25	*	24.5	1.25	0.260	77.00	91.30
RTD24.5T2	*	24.5	2.0	0.403	76.97	141.37
RTD24.8T1.7	*	24.8	1.7	0.352	77.90	123.40
RTD24.8T1.9	*	24.8	1.9	0.390	77.87	136.62

Circular Hollow Section

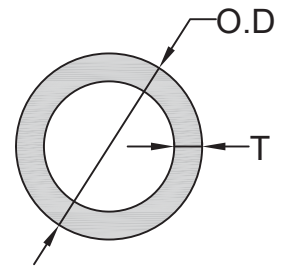


"✓" Stocked Item

"*" Pre-order Only Item
(30-40 working days delivery)

Product Code	Ex Stock	O.D (mm)	T (mm)	Mass (Kg/m)	Perimeter (mm)	Area (mm ²)
RTD24.8T1.1	*	24.8	1.1	0.234	78.19	82.21
RTD24.9T1.2	*	24.9	1.2	0.255	78.19	89.30
RTD25T0.7	*	25.0	0.7	0.152	78.54	53.44
RTD25T0.8	*	25.0	0.8	0.173	78.54	60.79
RTD25T0.9	*	25.0	0.9	0.194	78.54	68.11
RTD25T1	*	25.0	1.0	0.215	78.54	75.36
RTD25T1.1	*	25.0	1.1	0.235	78.54	82.55
RTD25T1.2	✓	25.0	1.2	0.256	78.54	89.68
RTD25T1.4	*	25.0	1.4	0.296	78.54	103.75
RTD25T1.5	✓	25.0	1.5	0.316	78.54	110.69
RTD25T1.8	*	25.0	1.8	0.374	78.54	131.13
RTD25T1.9	✓	25.0	1.9	0.393	78.54	137.82
RTD25T2	*	25.0	2.0	0.412	78.54	144.51
RTD25T2.5	*	25.0	2.5	0.504	78.54	176.63
RTD25T3	✓	25.0	3.0	0.591	78.54	207.24
RTD25T3.5	*	25.0	3.5	0.674	78.54	236.41
RTD25T4	*	25.0	4.0	0.752	78.54	263.90
RTD25T5	*	25.0	5.0	0.895	78.54	314.00
RTD25T5.5	*	25.0	5.5	0.960	78.54	336.94
RTD25T6	*	25.0	6.0	1.020	78.54	357.96
RTD25T7.3	*	25.0	7.3	1.157	78.54	405.72
RTD25T8.25	*	25.0	8.25	1.237	78.54	433.91
RTD25T9.1	*	25.0	9.1	1.295	78.54	454.33
RTD25T9.6	*	25.0	9.6	1.324	78.54	464.45
RTD25.2T7.3	*	25.2	7.3	1.170	79.17	410.51
RTD25.4T1.2	✓	25.4	1.2	0.260	79.80	91.19
RTD25.4T2.8	*	25.4	2.8	0.567	79.80	198.70
RTD25.5T1	*	25.5	1.0	0.219	80.11	77.00
RTD25.5T1.2	*	25.5	1.2	0.261	80.11	91.61
RTD25.5T2	*	25.5	2.0	0.421	80.11	147.66
RTD25.5T3	*	25.5	3.0	0.604	80.11	212.06
RTD25.6T1.4	*	25.6	1.4	0.303	80.38	106.38
RTD25.9T1.2	*	25.9	1.2	0.265	81.33	93.12
RTD25.9T1.3	*	25.9	1.3	0.286	81.33	100.42
RTD26T1	*	26.0	1.0	0.224	81.68	78.54
RTD26T2	*	26.0	2.0	0.430	81.68	150.80
RTD26T2.5	*	26.0	2.5	0.526	81.68	184.57
RTD26T3	✓	26.0	3.0	0.618	81.68	216.66
RTD26T3.5	*	26.0	3.5	0.705	81.68	247.40
RTD26T4	*	26.0	4.0	0.788	81.68	276.46

Circular Hollow Section

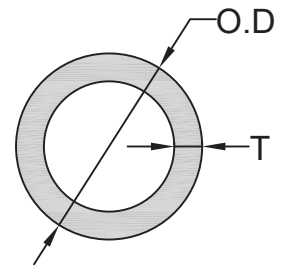


"✓" Stocked Item

"*" Pre-order Only Item
(30-40 working days delivery)

Product Code	Ex Stock	O.D (mm)	T (mm)	Mass (Kg/m)	Perimeter (mm)	Area (mm ²)
RTD26T5	*	26.0	5.0	0.940	81.68	329.87
RTD26T7	*	26.0	7.0	1.191	81.68	417.83
RTD26T8	*	26.0	8.0	1.289	81.68	452.39
RTD26T8.7	*	26.0	8.7	1.348	81.68	472.60
RTD26T10.1	*	26.0	10.1	1.438	81.68	504.51
RTD26.2T1.7	*	26.2	1.7	0.373	82.27	130.78
RTD26.3T2	*	26.3	2.0	0.435	82.58	152.60
RTD26.5T2	*	26.5	2.0	0.439	83.25	153.94
RTD27T0.7	*	27.0	0.7	0.165	84.82	57.84
RTD27T1	*	27.0	1.0	0.233	84.82	81.68
RTD27T1.2	*	27.0	1.2	0.277	84.78	97.21
RTD27T2	*	27.0	2.0	0.448	84.82	157.10
RTD27T2.2	*	27.0	2.2	0.489	84.78	171.41
RTD27T3	✓	27.0	3.0	0.645	84.82	226.20
RTD27T4	*	27.0	4.0	0.824	84.78	288.88
RTD27T5	*	27.0	5.0	0.985	84.82	345.58
RTD27T10.6	*	27.0	10.6	1.556	84.80	546.14
RTD27.2T4.5	*	27.2	4.5	0.915	85.41	320.75
RTD27.5T1	*	27.5	1.0	0.237	86.40	83.25
RTD27.5T1.1	*	27.5	1.1	0.260	86.40	91.23
RTD27.5T2	*	27.5	2.0	0.457	86.40	160.22
RTD27.6T1.3	*	27.6	1.3	0.306	86.70	107.41
RTD27.8T1	*	27.8	1.0	0.240	87.30	84.20
RTD27.9T0.55	*	27.9	0.55	0.135	87.61	47.23
RTD28T0.8	*	28.0	0.8	0.195	87.97	68.33
RTD28T1	*	28.0	1.0	0.242	87.97	84.78
RTD28T1.1	*	28.0	1.1	0.265	87.97	92.91
RTD28T1.5	*	28.0	1.5	0.356	87.97	124.82
RTD28T1.8	*	28.0	1.8	0.422	87.97	148.08
RTD28T2	*	28.0	2.0	0.466	87.97	163.36
RTD28T2.2	*	28.0	2.2	0.508	87.97	178.32
RTD28T3	*	28.0	3.0	0.672	87.97	235.62
RTD28T3.2	*	28.0	3.2	0.711	87.97	249.19
RTD28T3.5	*	28.0	3.5	0.768	87.97	269.39
RTD28T4	✓	28.0	4.0	0.860	87.97	301.44
RTD28T5	*	28.0	5.0	1.030	87.97	361.28
RTD28T6.5	*	28.0	6.5	1.251	87.97	439.04
RTD28T6.9	*	28.0	6.9	1.304	87.97	457.39
RTD28T11.1	*	28.0	11.1	1.680	87.97	589.33
RTD28.3T1	*	28.3	1.0	0.244	88.86	85.72

Circular Hollow Section

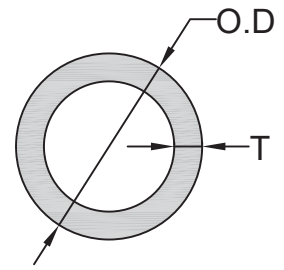


"✓" Stocked Item

"*" Pre-order Only Item
(30-40 working days delivery)

Product Code	Ex Stock	O.D (mm)	T (mm)	Mass (Kg/m)	Perimeter (mm)	Area (mm ²)
RTD28.5T2	*	28.5	2.0	0.475	89.54	166.50
RTD28.5T2.2	*	28.5	2.2	0.518	89.49	181.68
RTD28.5T10	*	28.5	10.0	1.656	89.49	581.20
RTD28.6T0.8	*	28.6	0.8	0.199	89.80	69.90
RTD28.7T2.5	✓	28.7	2.5	0.586	90.12	205.67
RTD29T0.75	*	29.0	0.75	0.190	91.11	66.56
RTD29T1.1	*	29.0	1.1	0.275	91.06	96.37
RTD29T2	*	29.0	2.0	0.483	91.11	169.65
RTD29T3	*	29.0	3.0	0.698	91.11	245.10
RTD29T4	*	29.0	4.0	0.895	91.11	314.20
RTD29T5	*	29.0	5.0	1.074	91.11	377.00
RTD29T5.75	*	29.0	5.75	1.197	91.11	419.99
RTD29T7.5	*	29.0	7.5	1.444	91.11	506.58
RTD29T11.6	*	29.0	11.6	1.807	91.11	634.10
RTD29.8T1.9	*	29.8	1.9	0.475	93.57	166.45
RTD29.9T1.2	*	29.9	1.2	0.308	93.93	108.20
RTD30T1	*	30.0	1.0	0.260	94.25	91.06
RTD30T1.1	*	30.0	1.1	0.285	94.25	99.87
RTD30T1.25	*	30.0	1.25	0.322	94.25	112.90
RTD30T1.5	✓	30.0	1.5	0.383	94.25	134.34
RTD30T2	*	30.0	2.0	0.501	94.25	175.93
RTD30T2.5	*	30.0	2.5	0.616	94.25	215.98
RTD30T3	✓	30.0	3.0	0.725	94.25	254.34
RTD30T4	*	30.0	4.0	0.931	94.25	326.73
RTD30T5	*	30.0	5.0	1.119	94.25	392.70
RTD30T12.1	*	30.0	12.1	1.939	94.25	680.44
RTD30.5T2.5	*	30.5	2.5	0.627	95.82	219.91
RTD31T2	*	31.0	2.0	0.519	97.40	182.21
RTD31T3	*	31.0	3.0	0.752	97.40	263.90
RTD31T3.25	*	31.0	3.25	0.807	97.34	283.19
RTD31T4	*	31.0	4.0	0.967	97.40	339.29
RTD31T5	✓	31.0	5.0	1.164	97.40	408.40
RTD31T10.2	*	31.0	10.2	1.900	97.40	666.52
RTD31T12.6	*	31.0	12.6	2.076	97.40	728.35
RTD31.5T2	*	31.5	2.0	0.528	98.91	185.26
RTD31.5T3	*	31.5	3.0	0.766	98.91	268.47
RTD31.6T1.8	*	31.6	1.8	0.480	99.22	168.43
RTD31.7T2	*	31.7	2.0	0.532	99.60	186.61
RTD31.8T3.15	*	31.8	3.15	0.808	99.90	283.52
RTD32T0.8	*	32.0	0.8	0.223	100.53	78.37

Circular Hollow Section

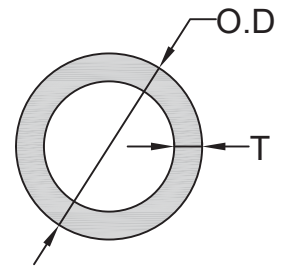


"✓" Stocked Item

"*" Pre-order Only Item
(30-40 working days delivery)

Product Code	Ex Stock	O.D (mm)	T (mm)	Mass (Kg/m)	Perimeter (mm)	Area (mm ²)
RTD32T1	*	32.0	1.0	0.278	100.53	97.39
RTD32T1.2	*	32.0	1.2	0.331	100.53	116.05
RTD32T1.4	*	32.0	1.4	0.384	100.53	134.52
RTD32T1.5	*	32.0	1.5	0.410	100.53	143.66
RTD32T1.6	✓	32.0	1.6	0.436	100.53	152.73
RTD32T2	*	32.0	2.0	0.537	100.53	188.40
RTD32T2.5	*	32.0	2.5	0.660	100.53	231.58
RTD32T3	✓	32.0	3.0	0.779	100.53	273.18
RTD32T3.2	*	32.0	3.2	0.825	100.53	289.38
RTD32T4	*	32.0	4.0	1.003	100.53	351.86
RTD32T5	*	32.0	5.0	1.209	100.53	423.90
RTD32T7	*	32.0	7.0	1.567	100.53	549.50
RTD32T8	*	32.0	8.0	1.719	100.53	603.19
RTD32T13.1	*	32.0	13.1	2.217	100.53	777.83
RTD32.6T1.2	*	32.6	1.2	0.337	102.36	118.32
RTD33T2	*	33.0	2.0	0.555	103.67	194.78
RTD33T3	*	33.0	3.0	0.806	103.67	282.74
RTD33T4	*	33.0	4.0	1.039	103.67	364.42
RTD33T5	*	33.0	5.0	1.253	103.67	439.80
RTD33T13.6	*	33.0	13.6	2.362	103.67	828.88
RTD33.6T0.7	*	33.6	0.7	0.206	105.56	72.35
RTD33.8T4.8	*	33.8	4.8	1.246	106.13	437.09
RTD34T1	*	34.0	1.0	0.295	106.76	103.62
RTD34T1.2	*	34.0	1.2	0.352	106.76	123.65
RTD34T1.8	*	34.0	1.8	0.519	106.76	181.99
RTD34T2	*	34.0	2.0	0.573	106.76	200.96
RTD34T2.5	*	34.0	2.5	0.705	106.80	247.40
RTD34T3	*	34.0	3.0	0.833	106.76	292.02
RTD34T4	*	34.0	4.0	1.074	106.76	376.80
RTD34T5	✓	34.0	5.0	1.298	106.81	455.53
RTD34T8.5	*	34.0	8.5	1.941	106.81	680.94
RTD34.6T1.35	*	34.6	1.35	0.402	108.70	141.02
RTD35T0.55	*	35.0	0.55	0.170	109.96	59.53
RTD35T0.75	*	35.0	0.75	0.230	109.96	80.66
RTD35T1.1	*	35.0	1.1	0.334	109.96	117.09
RTD35T1.5	*	35.0	1.5	0.450	109.96	157.79
RTD35T1.8	*	35.0	1.8	0.535	109.96	187.65
RTD35T2	*	35.0	2.0	0.591	109.96	207.24
RTD35T3	*	35.0	3.0	0.860	109.96	301.59
RTD35T4	*	35.0	4.0	1.110	109.96	389.56

Circular Hollow Section

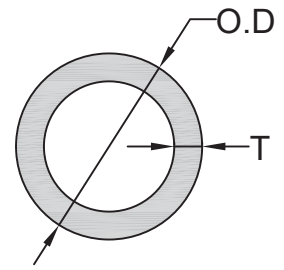


"✓" Stocked Item

"*" Pre-order Only Item
(30-40 working days delivery)

Product Code	Ex Stock	O.D (mm)	T (mm)	Mass (Kg/m)	Perimeter (mm)	Area (mm ²)
RTD35T5	*	35.0	5.0	1.343	109.96	471.24
RTD35T6.5	*	35.0	6.5	1.659	109.96	581.67
RTD35T10	*	35.0	10.0	2.238	109.96	785.40
RTD35T12.3	*	35.0	12.3	2.500	109.96	876.72
RTD35.2T0.8	*	35.2	0.8	0.246	110.53	86.41
RTD35.4T1.4	*	35.4	1.4	0.426	111.16	149.46
RTD35.5T0.8	*	35.5	0.8	0.249	111.53	87.17
RTD35.5T0.9	*	35.5	0.9	0.279	111.53	97.78
RTD35.5T1.2	*	35.5	1.2	0.369	111.53	129.24
RTD35.5T3.75	*	35.5	3.75	1.066	111.53	374.05
RTD35.5T9.25	*	35.5	9.25	2.174	111.53	762.82
RTD35.7T3.85	*	35.7	3.85	1.069	112.53	375.05
RTD35.8T2	*	35.8	2.0	0.605	112.41	212.26
RTD36T0.8	*	36.0	0.8	0.252	113.04	88.42
RTD36T1.2	*	36.0	1.2	0.374	113.04	131.13
RTD36T1.25	*	36.0	1.25	0.389	113.10	136.46
RTD36T2	✓	36.0	2.0	0.609	113.10	213.63
RTD36T4	*	36.0	4.0	1.146	113.10	402.12
RTD36T5	*	36.0	5.0	1.388	113.10	487.00
RTD36.5T8.75	*	36.5	8.75	2.174	114.67	762.82
RTD36.7T1.1	*	36.7	1.1	0.351	115.24	122.96
RTD37T2	*	37.0	2.0	0.627	116.24	219.91
RTD37T13.4	*	37.0	13.4	2.831	116.18	992.99
RTD37T5	*	37.0	5.0	1.433	116.24	502.66
RTD37T8.5	*	37.0	8.5	2.169	116.24	761.05
RTD38T1	*	38.0	1.0	0.331	119.38	116.18
RTD38T1.1	*	38.0	1.1	0.363	119.38	127.45
RTD38T1.4	✓	38.0	1.4	0.459	119.38	160.89
RTD38T1.8	*	38.0	1.8	0.583	119.38	204.60
RTD38T2.5	*	38.0	2.5	0.795	119.38	278.68
RTD38T2.9	*	38.0	2.9	0.911	119.38	319.62
RTD38T3	✓	38.0	3.0	0.940	119.38	329.70
RTD38T3.5	*	38.0	3.5	1.081	119.38	379.16
RTD38T4	*	38.0	4.0	1.218	119.38	427.26
RTD38T5	*	38.0	5.0	1.477	119.38	518.36
RTD38T8	*	38.0	8.0	2.149	119.38	753.98
RTD38T9	*	38.0	9.0	2.337	119.38	819.96
RTD38T13	*	38.0	13.0	2.910	119.38	1021.02
RTD38.1T3	*	38.1	3.0	0.943	119.63	330.64
RTD38.4T1.1	*	38.4	1.1	0.367	120.58	128.83

Circular Hollow Section

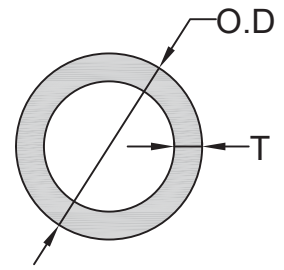


"✓" Stocked Item

"*" Pre-order Only Item
(30-40 working days delivery)

Product Code	Ex Stock	O.D (mm)	T (mm)	Mass (Kg/m)	Perimeter (mm)	Area (mm ²)
RTD39T1.05	*	39.0	1.05	0.357	122.46	125.12
RTD39T4	*	39.0	4.0	1.253	122.46	439.60
RTD39.12T1.36	*	39.12	1.36	0.460	122.90	161.50
RTD40T0.9	*	40.0	0.9	0.315	125.66	110.55
RTD40T1.05	*	40.0	1.05	0.366	125.60	128.42
RTD40T1.25	*	40.0	1.25	0.434	125.70	152.17
RTD40T1.5	✓	40.0	1.5	0.517	125.60	181.34
RTD40T2	*	40.0	2.0	0.680	125.66	238.76
RTD40T3	✓	40.0	3.0	0.994	125.66	348.72
RTD40T4	✓	40.0	4.0	1.289	125.66	452.16
RTD40T5	*	40.0	5.0	1.567	125.66	549.78
RTD40T10	*	40.0	10.0	2.686	125.66	942.48
RTD40.5T0.8	*	40.5	0.8	0.284	127.80	99.73
RTD40.7T0.75	*	40.7	0.75	0.268	127.80	94.08
RTD41T0.8	*	41.0	0.8	0.288	128.81	100.98
RTD41T0.9	*	41.0	0.9	0.323	128.81	113.32
RTD41T1.2	*	41.0	1.2	0.428	128.81	149.97
RTD41T4	*	41.0	4.0	1.325	128.81	464.96
RTD41T1.5	*	41.0	1.5	0.530	128.74	186.14
RTD41T5	*	41.0	5.0	1.612	128.74	565.20
RTD41.8T0.8	*	41.8	0.8	0.294	131.25	102.99
RTD41.8T2.8	*	41.8	2.8	0.978	131.25	342.89
RTD42T1.1	*	42.0	1.1	0.403	131.88	141.27
RTD42T1.2	*	42.0	1.2	0.438	131.88	153.73
RTD42T1.4	*	42.0	1.4	0.509	131.88	178.48
RTD42T9	*	42.0	9.0	2.659	131.88	932.58
RTD42.5T4	*	42.5	4.0	1.379	133.52	483.81
RTD42.5T6	*	42.5	6.0	1.961	133.52	688.01
RTD43T1.5	*	43.0	1.5	0.557	135.02	195.47
RTD43T2	*	43.0	2.0	0.734	135.02	257.48
RTD43T2.5	*	43.0	2.5	0.907	135.02	317.93
RTD43T3	*	43.0	3.0	1.074	135.02	376.80
RTD43.3T2.8	*	43.3	2.8	1.015	135.96	356.08
RTD43.5T0.6	*	43.5	0.6	0.230	136.66	80.86
RTD44T1.25	*	44.0	1.25	0.478	138.20	167.88
RTD44T3.2	*	44.0	3.2	1.169	138.16	409.96
RTD44.5T10.35	*	44.5	10.35	3.165	139.80	1110.40
RTD45T1	*	45.0	1.0	0.394	141.37	138.16
RTD45T1.15	*	45.0	1.15	0.452	141.37	158.34
RTD45T1.35	*	45.0	1.35	0.528	141.37	185.03

Circular Hollow Section

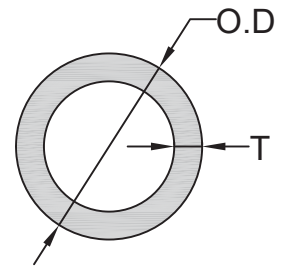


"✓" Stocked Item

"*" Pre-order Only Item
(30-40 working days delivery)

Product Code	Ex Stock	O.D (mm)	T (mm)	Mass (Kg/m)	Perimeter (mm)	Area (mm ²)
RTD45T1.6	*	45.0	1.6	0.622	141.37	218.04
RTD45T2	*	45.0	2.0	0.770	141.37	270.77
RTD45T3	✓	45.0	3.0	1.128	141.37	395.64
RTD45T4	*	45.0	4.0	1.468	141.37	515.22
RTD45T5	*	45.0	5.0	1.791	141.37	628.32
RTD45T6	*	45.0	6.0	2.095	141.37	735.13
RTD45T8.5	*	45.0	8.5	2.778	141.37	974.68
RTD46T3	*	46.0	3.0	1.155	144.51	405.27
RTD46.4T2	*	46.4	2.0	0.795	145.77	278.97
RTD47T5	*	47.0	5.0	1.879	147.58	659.40
RTD48T1.25	*	48.0	1.25	0.523	150.80	183.59
RTD48T1.5	✓	48.0	1.5	0.624	150.72	219.02
★ RTD48.26T3.68	✓	48.26	3.68	1.469	151.61	515.39
★ RTD48.4T2.6	✓	48.4	2.6	1.066	152.05	374.10
★ RTD48.4T4.47	✓	48.4	4.47	1.758	152.05	616.91
RTD49T10.5	*	49.0	10.5	3.619	153.94	1269.99
RTD49.5T0.8	*	49.5	0.8	0.349	155.43	122.33
RTD49.5T1.4	*	49.5	1.4	0.603	155.43	211.45
RTD49.5T1.5	*	49.5	1.5	0.644	155.43	226.08
RTD49.7T3	*	49.7	3.0	1.254	156.06	439.91
RTD49.8T1.9	✓	49.8	1.9	0.814	156.37	285.77
RTD50T1	*	50.0	1.0	0.439	157.08	153.86
RTD50T1.2	*	50.0	1.2	0.524	157.08	183.88
RTD50T1.4	*	50.0	1.4	0.609	157.08	213.65
RTD50T1.5	✓	50.0	1.5	0.651	157.08	228.44
★ RTD50T2	✓	50.0	2.0	0.860	157.08	301.59
RTD50T2.5	*	50.0	2.5	1.063	157.08	373.06
RTD50T2.7	*	50.0	2.7	1.143	157.08	401.01
RTD50T2.8	*	50.0	2.8	1.183	157.08	414.98
★ RTD50T3	✓	50.0	3.0	1.262	157.08	442.74
RTD50T3.5	*	50.0	3.5	1.456	157.08	511.29
RTD50T3.8	*	50.0	3.8	1.571	157.08	551.26
RTD50T4	✓	50.0	4.0	1.647	157.08	577.76
RTD50T5	✓	50.0	5.0	2.015	157.08	706.50
RTD50T5.5	*	50.0	5.5	2.190	157.08	768.52
★ RTD50T6	✓	50.0	6.0	2.364	157.08	829.38
RTD50T7.5	*	50.0	7.5	2.854	157.08	1001.38
RTD50T8	*	50.0	8.0	3.008	157.08	1055.58
RTD50T9.7	*	50.0	9.7	3.498	157.08	1227.46
RTD50T10	*	50.0	10.0	3.581	157.08	1256.64

Circular Hollow Section

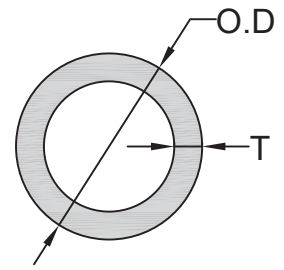


"✓" Stocked Item

"*" Pre-order Only Item
(30-40 working days delivery)

Product Code	Ex Stock	O.D (mm)	T (mm)	Mass (Kg/m)	Perimeter (mm)	Area (mm ²)
RTD50T12.5	*	50.0	12.5	4.197	157.08	1472.62
RTD50T15	*	50.0	15.0	4.701	157.08	1649.34
RTD50.8T1.5	*	50.8	1.5	0.662	159.59	232.32
RTD50.8T3.0	*	50.8	3.0	1.284	159.59	450.50
RTD51.5T2.5	*	51.5	2.5	1.097	161.79	384.85
RTD51.5T12.2	*	51.5	12.2	4.293	161.79	1506.30
RTD52T1.25	*	52.0	1.25	0.568	163.40	199.29
RTD53.8T0.6	*	53.8	0.6	0.286	169.00	100.28
RTD54T0.7	*	54.0	0.7	0.334	169.56	117.15
RTD54.5T3.2	*	54.5	3.2	1.469	171.13	515.46
RTD55T5	*	55.0	5.0	2.238	172.79	785.40
RTD55T7.5	*	55.0	7.5	3.190	172.79	1119.19
RTD55T10	*	55.0	10.0	4.029	172.79	1413.72
RTD55T12.5	*	55.0	12.5	4.757	172.79	1668.97
RTD55T15	*	55.0	15.0	5.372	172.79	1884.96
RTD56T1.25	*	56.0	1.25	0.613	175.90	215.00
RTD56T15.5	*	56.0	15.5	5.621	175.93	1972.14
RTD56.5T3	*	56.5	3.0	1.437	177.50	1972.14
RTD57T4	✓	57.0	4.0	1.897	178.98	665.68
RTD59.7T3	*	59.7	3.0	1.522	187.46	534.11
RTD60T1.25	*	60.0	1.25	0.658	188.50	230.71
RTD60T1.5	*	60.0	1.5	0.785	188.50	275.54
RTD60T2	✓	60.0	2.0	1.039	188.50	364.43
RTD60T3	✓	60.0	3.0	1.531	188.50	537.21
RTD60T5	✓	60.0	5.0	2.461	188.50	863.50
RTD60T6	*	60.0	6.0	2.901	188.50	1017.88
RTD60T7	*	60.0	7.0	3.322	188.50	1165.53
RTD60T9	*	60.0	9.0	4.110	188.50	1442.00
RTD60T10	*	60.0	10.0	4.477	188.50	1570.80
RTD60T15	*	60.0	15.0	6.044	188.50	2120.58
RTD60T20	*	60.0	20.0	6.047	188.50	2121.58
RTD60.9T8	*	60.9	8.0	3.789	190.32	1329.52
RTD63T1.8	*	63.0	1.8	0.986	197.82	346.10
RTD63T6.5	✓	63.0	6.5	3.288	197.92	1153.75
★ RTD63.5T3	✓	63.5	3.0	1.625	199.49	570.20
★ RTD63.5T6.35	✓	63.5	6.35	3.249	199.49	1140.09
★ RTD63.5T9	✓	63.5	9.0	4.392	199.49	1540.95
RTD64T1.25	*	64.0	1.25	0.702	201.06	246.42
★ RTD65T3	✓	65.0	3.0	1.665	204.20	584.34
RTD65T5	*	65.0	5.0	2.686	204.20	942.48

Circular Hollow Section

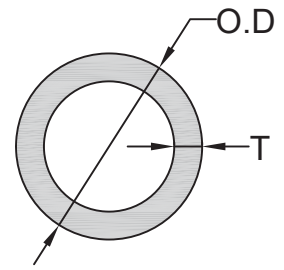


"✓" Stocked Item

"*" Pre-order Only Item
(30-40 working days delivery)

Product Code	Ex Stock	O.D (mm)	T (mm)	Mass (Kg/m)	Perimeter (mm)	Area (mm ²)
★ RTD65T6	✓	65.0	6.0	3.170	204.20	1112.12
RTD65T8	*	65.0	8.0	4.083	204.20	1432.57
RTD65T10	*	65.0	10.0	4.924	204.20	1727.88
RTD65T15	*	65.0	15.0	6.715	204.20	2356.19
RTD65T20	*	65.0	20.0	8.058	204.20	2827.43
RTD66T13	*	66.0	13.0	6.169	207.35	2164.56
RTD67.4T0.7	*	67.4	0.7	0.418	211.74	146.68
RTD68T1.25	*	68.0	1.25	0.747	213.60	262.13
RTD70T2	*	70.0	2.0	1.217	219.91	427.04
RTD70T4	✓	70.0	4.0	2.363	219.91	828.96
RTD70T5	*	70.0	5.0	2.910	219.91	1021.02
RTD70T8	*	70.0	8.0	4.441	219.91	1558.23
RTD70T10	*	70.0	10.0	5.372	219.91	1884.96
RTD70T12.5	*	70.0	12.5	6.435	219.91	2258.02
RTD70T15	*	70.0	15.0	7.387	219.91	2591.81
RTD70T17.5	*	70.0	17.5	8.226	219.91	2886.34
RTD70T20	*	70.0	20.0	8.954	219.91	3141.59
RTD70T22.5	*	70.0	22.5	9.569	219.91	3357.58
RTD70T25	*	70.0	25.0	10.073	219.91	3534.29
RTD72T0.8	*	72.0	0.8	0.510	226.08	178.85
RTD72T1.25	*	72.0	1.25	0.792	226.20	277.83
RTD75T1.8	✓	75.0	1.8	1.180	235.62	413.90
RTD75T3	✓	75.0	3.0	1.933	235.62	678.24
RTD75T5	*	75.0	5.0	3.134	235.62	1099.56
RTD75T10	*	75.0	10.0	5.820	235.62	2042.04
RTD75T15	*	75.0	15.0	8.058	235.62	2827.43
RTD75T17.5	*	75.0	17.5	9.009	235.62	3161.23
RTD75T20	*	75.0	20.0	9.849	235.62	3455.75
RTD75T22.5	*	75.0	22.5	10.576	235.62	3711.01
RTD75T25	*	75.0	25.0	11.192	235.62	3926.99
RTD75T27.5	*	75.0	27.5	11.696	235.62	4103.71
RTD76T0.61	*	76.0	0.61	0.412	238.76	144.48
RTD76T0.72	*	76.0	0.72	0.485	238.76	170.28
RTD76T0.77	*	76.0	0.77	0.519	238.76	181.98
RTD76T0.8	*	76.0	0.8	0.538	238.76	188.90
RTD76T0.9	*	76.0	0.9	0.605	238.76	212.23
RTD76T1	*	76.0	1.0	0.671	238.76	235.50
RTD76T1.2	*	76.0	1.2	0.803	238.76	281.85
RTD76T1.4	*	76.0	1.4	0.935	238.76	327.94
RTD76T4	✓	76.0	4.0	2.579	238.76	904.32

Circular Hollow Section

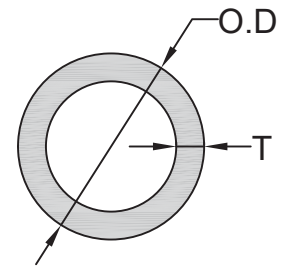


"✓" Stocked Item

"*" Pre-order Only Item
(30-40 working days delivery)

Product Code	Ex Stock	O.D (mm)	T (mm)	Mass (Kg/m)	Perimeter (mm)	Area (mm ²)
RTD76T5	*	76.0	5.0	3.179	238.76	1115.27
RTD76T8.5	*	76.0	8.5	5.137	238.76	1802.49
RTD76.2T1.3	*	76.2	1.3	0.872	239.39	305.90
★ RTD76.2T2.03	✓	76.2	2.03	1.348	239.39	473.01
★ RTD76.2T6.35	✓	76.2	6.35	3.971	239.39	1393.45
RTD80T3	✓	80.0	3.0	2.068	251.33	725.71
RTD80T5	*	80.0	5.0	3.358	251.33	1178.10
RTD80T10	✓	80.0	10.0	6.267	251.33	2199.11
RTD80T10.25	*	80.0	10.25	6.401	251.33	2246.04
RTD80T12.5	*	80.0	12.5	7.555	251.33	2650.72
RTD80T15	*	80.0	15.0	8.730	251.33	3063.05
RTD80T20	*	80.0	20.0	10.744	251.33	3769.91
RTD80T22.5	*	80.0	22.5	11.584	251.33	4064.44
RTD80T25	*	80.0	25.0	12.311	251.33	4319.69
RTD80T27.5	*	80.0	27.5	12.927	251.33	4535.67
RTD80T30	*	80.0	30.0	13.430	251.33	4712.39
RTD80.4T1.3	*	80.4	1.3	0.921	252.60	323.05
RTD80.6T0.8	*	80.6	0.8	0.572	253.21	200.56
RTD81T8	*	81.0	8.0	5.229	254.47	1834.69
RTD84.8T1.3	*	84.8	1.3	0.972	266.40	341.02
RTD85T5	*	85.0	5.0	3.581	267.04	1256.64
RTD85T7.5	*	85.0	7.5	5.204	267.04	1826.05
RTD85T10	*	85.0	10.0	6.715	267.04	2356.19
RTD85T12.5	*	85.0	12.5	8.114	267.04	2847.07
RTD85T12.75	*	85.0	12.75	8.248	267.04	2894.00
RTD85T15	*	85.0	15.0	9.401	267.04	3298.67
RTD85T17.5	*	85.0	17.5	10.576	267.04	3711.01
RTD85T22.5	*	85.0	22.5	12.591	267.04	4417.87
RTD85T25	*	85.0	25.0	13.430	267.04	4712.39
RTD85T27.5	*	85.0	27.5	14.158	267.04	4967.64
RTD85T30	*	85.0	30.0	14.773	267.04	5183.63
RTD85T32.5	*	85.0	32.5	15.277	267.04	5360.34
RTD88.9T5.3	*	88.9	5.3	3.967	279.46	1391.98
RTD89T4	✓	89.0	4.0	3.043	279.46	1067.60
RTD89T5	*	89.0	5.0	3.760	279.46	1319.47
RTD89.6T1.5	*	89.6	1.5	1.183	281.50	415.16
RTD90T2	*	90.0	2.0	1.575	282.74	552.64
RTD90T5	*	90.0	5.0	3.805	282.74	1335.18
RTD90T10	*	90.0	10.0	7.163	282.74	2513.17
RTD90T12.5	*	90.0	12.5	8.674	282.74	3043.42

Circular Hollow Section

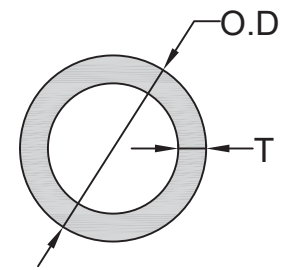


"✓" Stocked Item

"*" Pre-order Only Item
(30-40 working days delivery)

Product Code	Ex Stock	O.D (mm)	T (mm)	Mass (Kg/m)	Perimeter (mm)	Area (mm ²)
RTD90T15	*	90.0	15.0	10.073	282.74	3534.29
RTD90T15.25	*	90.0	15.25	10.206	282.74	3581.22
RTD90T17.5	*	90.0	17.5	11.360	282.74	3985.90
RTD90T20	*	90.0	20.0	12.535	282.74	4398.23
RTD90T25	*	90.0	25.0	14.550	282.74	5105.09
RTD90T27.5	*	90.0	27.5	15.389	282.74	5399.61
RTD90T30	*	90.0	30.0	16.116	282.74	5654.87
RTD90T32.5	*	90.0	32.5	16.732	282.74	5870.85
RTD90T35	*	90.0	35.0	17.236	282.74	6047.57
RTD91T8.5	*	90.0	8.5	6.279	282.74	2203.04
RTD94T1.5	*	94.0	1.5	1.242	295.31	435.90
RTD95T0.8	*	95.0	0.8	0.674	298.45	236.63
RTD95T5	*	95.0	5.0	4.029	298.45	1413.72
RTD95T10	*	95.0	10.0	7.611	298.45	2670.35
RTD95T12.5	*	95.0	12.5	9.233	298.45	3239.77
RTD95T15	*	95.0	15.0	10.744	298.45	3769.91
RTD95T17.5	*	95.0	17.5	12.143	298.45	4260.47
RTD95T17.75	*	95.0	17.75	12.277	298.45	4307.71
RTD95T20	*	95.0	20.0	13.430	298.45	4712.39
RTD95T22.5	*	95.0	22.5	14.605	298.45	5124.72
RTD95T27.5	*	95.0	27.5	16.620	298.45	5831.58
RTD95T30	*	95.0	30.0	17.459	298.45	6126.11
RTD95T32.5	*	95.0	32.5	18.187	298.45	6381.36
RTD95T35	*	95.0	35.0	18.802	298.45	6597.35
RTD95T37.5	*	95.0	37.5	19.306	298.45	6774.06
RTD96T8	*	96.0	8.0	6.303	301.59	2211.68
RTD97T1	*	97.0	1.0	0.860	304.74	301.59
RTD97T1.1	*	97.0	1.1	0.944	304.58	331.24
RTD100T4	✓	100.0	4.0	3.438	314.16	1205.76
RTD100T5	*	100.0	5.0	4.253	314.16	1491.50
RTD100T6	✓	100.0	6.0	5.050	314.16	1771.86
RTD100T8	*	100.0	8.0	6.590	314.16	2312.21
RTD100T10	✓	100.0	10.0	8.058	314.16	2827.43
RTD100T11	*	100.0	11.0	8.766	314.16	3075.62
RTD100T12.5	*	100.0	12.5	9.793	314.16	3436.12
RTD100T15	*	100.0	15.0	11.416	314.16	4005.53
RTD100T17.5	*	100.0	17.5	12.927	314.16	4535.67
RTD100T20	*	100.0	20.0	14.326	314.16	5026.55
RTD100T20.25	*	100.0	20.25	14.459	314.16	5073.48
RTD100T22.5	*	100.0	22.5	15.613	314.16	5478.15

Circular Hollow Section

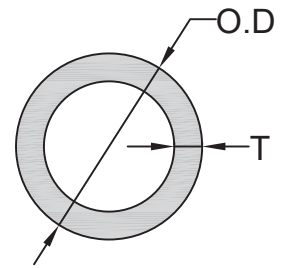


"✓" Stocked Item

"*" Pre-order Only Item
(30-40 working days delivery)

Product Code	Ex Stock	O.D (mm)	T (mm)	Mass (Kg/m)	Perimeter (mm)	Area (mm ²)
RTD100T25	*	100.0	25.0	16.788	314.16	5890.49
RTD100T30	*	100.0	30.0	18.802	314.16	6597.35
RTD100T32.5	*	100.0	32.5	19.642	314.16	6891.87
RTD100T35	*	100.0	35.0	20.369	314.16	7147.12
RTD100T37.5	*	100.0	37.5	20.985	314.16	7363.11
RTD100T40	*	100.0	40.0	21.488	314.16	7539.82
RTD101T8	*	101.0	8.0	6.661	317.30	2337.35
RTD102T0.9	*	102.0	0.9	0.815	320.28	285.71
RTD102T1	*	102.0	1.0	0.904	320.28	317.30
RTD102T2	*	102.0	2.0	1.791	320.28	628.30
RTD102T3	*	102.0	3.0	2.659	320.28	933.05
RTD105T7.5	*	105.0	7.5	6.547	329.87	2297.29
RTD105T10	*	105.0	10.0	8.506	329.87	2984.51
RTD105T10.5	*	105.0	10.5	8.884	329.87	3117.25
RTD105T12.5	*	105.0	12.5	10.353	329.87	3632.47
RTD105T13.5	*	105.0	13.5	11.060	329.87	3880.65
RTD105T15	*	105.0	15.0	12.087	329.87	4241.15
RTD105T17.5	*	105.0	17.5	13.710	329.87	4810.56
RTD105T20	*	105.0	20.0	15.221	329.87	5340.71
RTD105T22.5	*	105.0	22.5	16.620	329.87	5831.58
RTD105T22.75	*	105.0	22.75	16.754	329.87	5878.51
RTD105T25	*	105.0	25.0	17.907	329.87	5878.51
RTD105T27.5	*	105.0	27.5	19.082	329.87	6695.52
RTD105T32.5	*	105.0	32.5	21.097	329.87	7402.38
RTD105T35	*	105.0	35.0	21.936	329.87	7696.90
RTD105T37.5	*	105.0	37.5	22.664	329.87	7952.16
RTD105T40	*	105.0	40.0	23.279	329.87	8168.14
RTD105T42.5	*	105.0	42.5	23.783	329.87	8344.86
RTD108T5	*	108.0	5.0	4.611	339.12	1617.10
RTD110T5	*	110.0	5.0	4.701	345.58	1649.34
RTD110T8	*	110.0	8.0	7.306	345.58	2563.54
RTD110T10	✓	110.0	10.0	8.954	345.58	3141.59
RTD110T12.5	*	110.0	12.5	10.912	345.58	3828.82
RTD110T13	*	110.0	13.0	11.290	345.58	3961.55
RTD110T15	*	110.0	15.0	12.759	345.58	4476.77
RTD110T16	*	110.0	16.0	13.466	345.58	4724.96
RTD110T17.5	*	110.0	17.5	14.494	345.58	5085.45
RTD110T20	*	110.0	20.0	16.116	345.58	5654.87
RTD110T22.5	*	110.0	22.5	17.627	345.58	6185.01
RTD110T25	*	110.0	25.0	19.026	345.58	6675.88

Circular Hollow Section

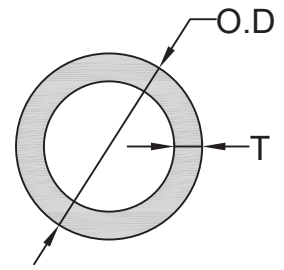


"✓" Stocked Item

"*" Pre-order Only Item
(30-40 working days delivery)

Product Code	Ex Stock	O.D (mm)	T (mm)	Mass (Kg/m)	Perimeter (mm)	Area (mm ²)
RTD110T25.25	*	110.0	25.25	19.160	345.58	6722.81
RTD110T25.25	*	110.0	25.25	19.160	345.58	6722.81
RTD110T27.5	*	110.0	27.5	20.313	345.58	7127.49
RTD110T30	*	110.0	30.0	21.488	345.58	7539.82
RTD110T35	*	110.0	35.0	23.503	345.58	8246.68
RTD110T37.5	*	110.0	37.5	24.342	345.58	8541.24
RTD110T40	*	110.0	40.0	25.070	345.58	8796.46
RTD110T42.5	*	110.0	42.5	25.685	345.58	9012.44
RTD110T45	*	110.0	45.0	26.189	345.58	9189.16
RTD112T6	*	112.0	6.0	5.694	351.86	1998.05
RTD114.3T2.8	*	114.3	2.8	2.795	359.10	980.81
RTD115T10	*	115.0	10.0	9.401	361.28	3298.67
RTD115T15	*	115.0	15.0	13.430	361.28	4712.39
RTD115T15.5	*	115.0	15.5	13.809	361.28	4845.12
RTD115T17.5	*	115.0	17.5	15.277	361.28	5360.34
RTD115T18.5	*	115.0	18.5	15.984	361.28	5608.53
RTD115T20	*	115.0	20.0	17.012	361.28	5969.03
RTD115T22.5	*	115.0	22.5	18.635	361.28	6538.44
RTD115T25	*	115.0	25.0	20.145	361.28	7068.58
RTD115T27.5	*	115.0	27.5	21.544	361.28	7559.46
RTD115T27.75	*	115.0	27.75	21.678	361.28	7606.39
RTD115T30	*	115.0	30.0	22.832	361.28	8011.06
RTD115T32.5	*	115.0	32.5	24.007	361.28	8423.40
RTD115T37.5	*	115.0	37.5	26.021	361.28	9130.25
RTD115T40	*	115.0	40.0	26.861	361.28	9424.78
RTD115T42.5	*	115.0	42.5	27.588	361.28	9680.03
RTD115T45	*	115.0	45.0	28.204	361.28	9896.02
RTD115T47.5	*	115.0	47.5	28.707	361.28	10072.73
RTD115.8T1.9	*	115.8	1.9	1.938	363.80	679.87
RTD116.5T20.75	*	116.5	20.75	17.789	366.00	6241.76
RTD116T8	*	116.0	8.0	7.736	364.43	2714.34
RTD117.9T1.2	*	117.9	1.2	1.254	370.40	439.95
RTD120T3	*	120.0	3.0	3.143	376.99	1102.70
RTD120T4	✓	120.0	4.0	4.152	376.99	1456.96
RTD120T5	*	120.0	5.0	5.148	376.99	1806.42
RTD120T10	✓	120.0	10.0	9.849	376.99	3455.75
RTD120T12.5	*	120.0	12.5	12.031	376.99	4221.52
RTD120T15	*	120.0	15.0	14.102	376.99	4948.00
RTD120T17.5	*	120.0	17.5	16.060	376.99	5635.23
RTD120T18	*	120.0	18.0	16.439	376.99	5767.96

Circular Hollow Section

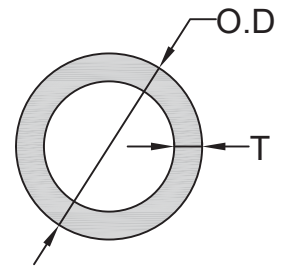


"✓" Stocked Item

"*" Pre-order Only Item
(30-40 working days delivery)

Product Code	Ex Stock	O.D (mm)	T (mm)	Mass (Kg/m)	Perimeter (mm)	Area (mm ²)
RTD120T20	*	120.0	20.0	17.907	376.99	6283.19
RTD120T21	*	120.0	21.0	18.614	376.99	6531.37
RTD120T22.5	*	120.0	22.5	19.642	376.99	6891.87
RTD120T25	*	120.0	25.0	21.265	376.99	7461.28
RTD120T27.5	*	120.0	27.5	22.776	376.99	7991.43
RTD120T30	*	120.0	30.0	24.175	376.99	8482.30
RTD120T30.25	*	120.0	30.25	24.308	376.99	8529.23
RTD120T32.5	*	120.0	32.5	25.462	376.99	8933.90
RTD120T35	*	120.0	35.0	26.637	376.99	9346.23
RTD120T40	*	120.0	40.0	28.651	376.99	10053.10
RTD120T42.5	*	120.0	42.5	29.491	376.99	10347.62
RTD120T45	*	120.0	45.0	30.218	376.99	10602.88
RTD120T47.5	*	120.0	47.5	30.834	376.99	10818.86
RTD120T50	*	120.0	50.0	31.337	376.99	10995.57
RTD121T8	*	121.0	8.0	8.094	380.13	2840.00
RTD125T3	✓	125.0	3.0	3.277	392.70	1149.82
RTD125T4	*	125.0	4.0	4.334	392.70	1520.53
RTD125T5	*	125.0	5.0	5.372	393.70	1884.96
RTD125T10	*	125.0	10.0	10.297	394.70	3612.83
RTD125T12.5	*	125.0	12.5	12.591	392.70	4417.86
RTD125T15	*	125.0	15.0	14.773	392.70	5183.63
RTD125T20	*	125.0	20.0	18.802	392.70	6597.35
RTD125T20.5	*	125.0	20.5	19.181	392.70	6730.07
RTD125T22.5	*	125.0	22.5	20.649	392.70	7245.30
RTD125T23.5	*	125.0	23.5	21.356	392.70	7493.48
RTD125T25	*	125.0	25.0	22.384	392.70	7853.98
RTD125T27.5	*	125.0	27.5	24.007	392.70	8423.40
RTD125T30	*	125.0	30.0	25.518	392.70	8953.54
RTD125T32.5	*	125.0	32.5	26.917	392.70	9444.41
RTD125T32.75	*	125.0	32.75	27.050	392.70	9491.34
RTD125T35	*	125.0	35.0	28.204	392.70	9896.02
RTD125T37.5	*	125.0	37.5	29.379	392.70	10308.35
RTD127T2	✓	127.0	2.0	2.237	398.98	785.00
RTD127T8.5	*	127.0	8.5	9.018	398.98	3164.37
RTD127T13.5	*	127.0	13.5	13.719	398.98	4813.71
RTD127T16	*	127.0	16.0	15.901	398.98	5579.47
RTD127T21	*	127.0	21.0	19.931	398.98	6993.19
RTD127T21.5	*	127.0	21.5	20.309	398.98	7125.92
RTD127T23.5	*	127.0	23.5	21.777	398.98	7641.14
RTD127T24.5	*	127.0	24.5	22.485	398.98	7889.33

Circular Hollow Section

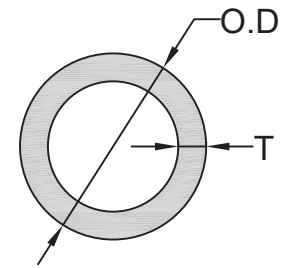


"✓" Stocked Item

"*" Pre-order Only Item
(30-40 working days delivery)

Product Code	Ex Stock	O.D (mm)	T (mm)	Mass (Kg/m)	Perimeter (mm)	Area (mm ²)
RTD127T26	*	127.0	26.0	23.512	398.98	8249.82
RTD127T28.5	*	127.0	28.5	25.135	398.98	8819.24
RTD127T31	*	127.0	31.0	26.646	398.98	9349.38
RTD127T33.5	*	127.0	33.5	28.045	398.98	9840.25
RTD127T33.75	*	127.0	33.75	28.178	398.98	9887.18
RTD127T36	*	127.0	36.0	29.332	398.98	10291.56
RTD130T5	*	130.0	5.0	5.596	408.41	1963.50
RTD130T8	*	130.0	8.0	8.739	408.41	3066.19
RTD130T10	✓	130.0	10.0	10.744	408.41	3769.91
RTD130T15	*	130.0	15.0	15.445	408.41	5419.25
RTD130T17.5	*	130.0	17.5	17.627	408.41	6185.01
RTD130T22.5	*	130.0	22.5	21.656	408.41	7598.73
RTD130T23	*	130.0	23.0	22.035	408.41	7731.46
RTD130T25	*	130.0	25.0	23.503	408.41	8246.68
RTD130T26	*	130.0	26.0	24.210	408.41	8494.87
RTD130T27.5	*	130.0	27.5	25.238	408.41	8855.36
RTD130T30	*	130.0	30.0	26.861	408.41	9424.78
RTD130T32.5	*	130.0	32.5	28.372	408.41	9954.92
RTD130T35	*	130.0	35.0	29.771	408.41	10445.80
RTD130T35.25	*	130.0	35.25	29.904	408.41	10492.72
RTD133T2.3	*	133.0	2.3	2.692	417.62	944.39
RTD133T4	*	133.0	4.0	4.620	417.62	1621.06
RTD133T5	✓	133.0	5.0	5.727	417.62	2009.60
RTD134T1.4	*	134.0	1.4	1.661	420.76	582.91
RTD134T2.4	*	134.0	2.4	2.826	420.76	991.74
RTD135T25	*	135.0	25.0	24.622	424.12	8639.38
RTD137T5	*	137.0	5.0	5.909	430.40	2073.45
RTD140T10	*	140.0	10.0	11.640	439.82	4084.07
RTD140T13	*	140.0	13.0	14.782	439.82	5186.77
RTD140T15	*	140.0	15.0	16.788	439.82	5890.49
RTD140T20	*	140.0	20.0	21.488	439.82	7539.82
RTD140T22.5	*	140.0	22.5	23.671	439.82	8305.59
RTD140T27.5	*	140.0	27.5	27.700	439.82	9717.30
RTD140T28	*	140.0	28.0	28.078	439.82	9852.04
RTD140T30	*	140.0	30.0	29.547	439.82	10367.26
RTD141T2	*	141.0	2.0	2.489	443.00	873.36
RTD145T15	*	145.0	15.0	17.459	455.53	6126.11
RTD146T3	*	146.0	3.0	3.841	458.67	1347.74
RTD150T2	✓	150.0	2.0	2.649	471.24	929.44
RTD150T5	✓	150.0	5.0	6.488	471.24	2276.50

Circular Hollow Section

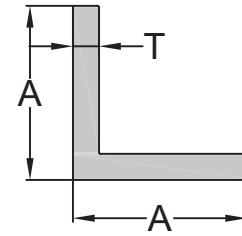


"✓" Stocked Item

"*" Pre-order Only Item
(30-40 working days delivery)

Product Code	Ex Stock	O.D (mm)	T (mm)	Mass (Kg/m)	Perimeter (mm)	Area (mm ²)
RTD150T10	✓	150.0	10.0	12.535	471.24	4398.23
RTD150T15	*	150.0	15.0	18.131	471.24	6361.73
RTD150T20	*	150.0	20.0	23.279	471.24	8168.14
RTD150T25	*	150.0	25.0	27.980	471.24	9817.48
RTD159T6	✓	159.0	6.0	8.219	499.26	2882.52
RTD160T10	✓	160.0	10.0	13.430	502.65	4712.39
RTD160T15	*	160.0	15.0	19.474	502.65	6832.96
RTD160T20	*	160.0	20.0	25.070	502.65	8796.46
RTD162.5T38.5	*	162.5	38.5	42.744	510.51	14997.96
RTD170T10	*	170.0	10.0	14.326	534.07	5026.55
RTD170T15	*	170.0	15.0	20.817	534.07	7304.20
RTD170T20	*	170.0	20.0	26.861	534.07	9424.78
RTD170.4T1.7	*	170.4	1.7	2.568	535.33	900.98
RTD180T10	✓	180.0	10.0	15.221	565.49	5340.71
RTD180T12.5	*	180.0	12.5	18.746	565.49	6577.71
RTD180T15	*	180.0	15.0	22.160	565.49	7775.44
RTD180T20	*	180.0	20.0	28.651	565.49	10053.10
RTD182T15	*	182.0	15.0	22.429	571.77	7869.69
RTD185T7.5	*	185.0	7.5	11.919	581.20	4182.25
RTD185T12.5	*	185.0	12.5	19.306	581.20	6774.06
RTD185T15	*	185.0	15.0	22.832	581.20	8011.06
RTD185T17.5	*	185.0	17.5	26.245	581.20	9208.79
RTD186T8	*	186.0	8.0	12.750	581.20	4473.63
RTD189.5T15.6	*	189.5	15.6	24.290	595.33	8522.64
RTD190T10	*	190.0	10.0	16.116	596.90	5654.87
RTD190T15	*	190.0	15.0	23.503	596.90	8246.68
RTD190T17.5	*	190.0	17.5	27.028	596.90	9483.68
RTD200T6	*	200.0	6.0	10.422	628.32	3656.81
RTD200T10	*	200.0	10.0	17.012	628.32	5969.03
RTD217T20	*	217.0	20.0	35.277	681.73	12377.88
RTD220T10	✓	220.0	10.0	18.802	691.15	6597.34
RTD220T15	*	220.0	15.0	27.532	691.15	9660.40
RTD224T11	*	224.0	11.0	20.978	703.72	7360.75
RTD230T10	*	230.0	10.0	19.698	722.57	6911.50
RTD230T15	*	230.0	15.0	28.875	722.57	10131.64
RTD240T10	*	240.0	10.0	20.593	753.98	7225.66
RTD250T10	*	250.0	10.0	21.488	785.40	7539.82
RTD270T10	*	270.0	10.0	23.279	848.23	8186.14
RTD280T8	*	280.0	8.0	19.483	879.64	6836.11
RTD290T22.5	*	290.0	22.5	53.889	911.06	18908.46

Equal Angle Section

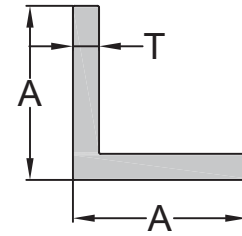


"✓" Stocked Item

"*" Pre-order Only Item
(30-40 working days delivery)

Product Code	Ex Stock	A (mm)	T (mm)	Mass (Kg/m)	Perimeter (mm)	Area (mm ²)
EAA9T0.6	*	9.0	0.6	0.030	36.00	10.40
EAA10T1.6	✓	10.0	1.6	0.084	40.00	29.44
EAA11T1.2	*	11.0	1.2	0.073	44.00	25.64
EAA12T1.2	*	12.0	1.2	0.078	48.00	27.36
EAA12T1.6	✓	12.0	1.6	0.102	47.00	35.70
EAA12T3	✓	12.0	3.0	0.179	47.00	62.92
EAA12.5T0.6	*	12.5	0.6	0.042	50.00	14.60
EASA15T1.2	✓	15.0	1.2	0.097	60.00	34.12
EAA16 T1.5	✓	16.0	1.5	0.130	63.00	45.60
EAA16T3	✓	16.0	3.0	0.248	63.00	86.92
EAA19T0.65	*	19.0	0.65	0.069	76.00	24.20
EASA19T1.5	✓	19.0	1.5	0.155	76.00	54.30
EAA19T1.9	✓	19.0	1.9	0.195	76.00	68.50
EAA20T0.8	*	20.0	0.8	0.089	80.00	31.22
EAA20T1.5	*	20.0	1.5	0.163	80.00	57.27
EAA20T1.6	✓	20.0	1.6	0.175	80.00	61.44
EASA20T3	*	20.0	3.0	0.322	77.00	113.14
EAA20T3	✓	20.0	3.0	0.316	79.00	110.92
EAA22T1.1	✓	22.0	1.1	0.135	88.00	47.20
EASA25T1.4	*	25.0	1.4	0.194	100.00	68.04
EASA25T1.5	✓	25.0	1.5	0.206	100.00	72.30
EAA25T2.5	✓	25.0	2.5	0.337	79.50	76.00
GM-25X25X3YXJL	*	25.0	3.0	0.394	96.00	138.25
EAA25T3	✓	25.0	3.0	0.400	99.00	140.52
EAA25T6	✓	25.0	6.0	0.752	100.00	264.00
EASA29.5T3	*	29.5	3.0	0.473	118.00	166.00
EASA29.95T6	*	29.95	6.0	0.859	112.00	301.30
EAA30T1	*	30.0	1.0	0.168	120.00	58.90
EAA30T1.5	✓	30.0	1.5	0.250	119.23	87.67
EAA30T2.0	*	30.0	2.0	0.331	120.00	116.00
EAA30T2.0	*	30.0	2.0	0.331	120.00	116.00
EAA30T2.5	*	30.0	2.5	0.409	120.00	143.35
EAA30T3	✓	30.0	3.0	0.487	120.00	171.00
GM-LZY-42	✓	30.0	3.0	0.487	120.00	171.00
GM-30x30x3YXJL	✓	30.0	3.0	0.483	120.00	171.00
EAA30T4	✓	30.0	4.0	0.638	120.00	223.70
EAA30T4.5	*	30.0	4.5	0.712	119.00	249.67
EAA30T5.5	*	30.0	5.5	0.854	119.00	299.67
GM-GFX-169	*	30.0	5.5	0.845	117.00	296.32
EAA32T1.5	✓	32.0	1.5	0.267	127.23	93.67

Equal Angle Section

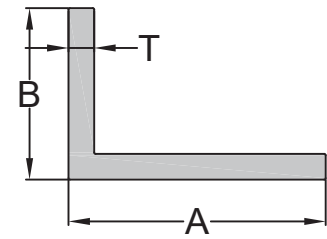


"✓" Stocked Item

"*" Pre-order Only Item
(30-40 working days delivery)

Product Code	Ex Stock	A (mm)	T (mm)	Mass (Kg/m)	Perimeter (mm)	Area (mm ²)
EAA32T3	✓	32.0	3.0	0.522	128.00	183.00
EAA35T1.5	✓	35.0	1.5	0.293	140.00	102.75
EAA35T2	*	35.0	2.0	0.388	140.00	136.00
EAA37.8T1.8	*	37.8	1.8	0.378	151.00	132.80
EASA38T1.5	✓	38.0	1.5	0.317	152.00	111.30
EAA38T3	*	38.0	3.0	0.624	152.00	218.92
EAA40T1.6	✓	40.0	1.6	0.357	159.00	125.36
EAA40T2	*	40.0	2.0	0.445	160.00	156.00
EAA40T3	✓	40.0	3.0	0.658	160.00	231.00
EAA40T4	✓	40.0	4.0	0.866	160.00	304.00
EAA40T6	✓	40.0	6.0	1.265	160.00	444.00
GM-40x40x6JL-R12	*	40.0	6.0	1.199	151.76	420.75
EASA40T7	*	40.0	7.0	1.448	159.00	508.23
EASA49T6	*	49.0	6.0	1.478	184.00	518.44
EAA50T1.6	✓	50.0	1.6	0.449	200.00	157.44
EAA50T2	✓	50.0	2.0	0.559	200.00	196.00
EAA50T3	✓	50.0	3.0	0.829	200.00	291.00
EAA50T4	✓	50.0	4.0	1.094	200.00	384.00
EAA50T4 .7	*	50.0	4.7	1.276	200.00	447.80
EAA50T6	✓	50.0	6.0	1.607	199.00	563.92
EAA50T7	*	50.0	7.0	1.855	199.00	650.92
EASA55T5	*	55.0	5.0	1.511	217.00	530.27
EASA60T1.5	✓	60.0	1.5	0.507	240.00	177.75
EASA60T2	✓	60.0	2.0	0.673	240.00	236.00
EAA60T3	✓	60.0	3.0	1.000	240.00	351.00
EASA60T5	*	60.0	5.0	1.592	240.00	558.54
GM0106	*	60.0	6.0	1.989	236.57	697.73
EAA60T6	✓	60.0	6.0	1.949	240.00	684.00
EAA64T15	*	64.0	15.0	4.844	253.00	1699.80
EAA65T6	✓	65.0	6.0	2.120	260.00	744.00
EAA75T3	✓	75.0	3.0	1.257	300.00	441.00
EAA75T6	✓	75.0	6.0	2.462	300.00	864.00
EAA75T12	*	75.0	12.0	4.720	300.00	1656.00
EAA76.2T3.2	✓	76.2	3.2	1.361	305.00	477.44
EAA76.2T6.35	✓	76.2	6.35	2.643	305.00	927.42
EAA80T4	✓	80.0	4.0	1.778	320.00	624.00
EAA80T6	✓	80.0	6.0	2.633	320.00	924.00
EASA80T6	*	80.0	6.0	2.621	317.00	919.50
EASA80T8	*	80.0	8.0	3.507	313.91	1230.48
EAA80T10	✓	80.0	10.0	4.275	320.00	1500.00

Unequal Angle Section

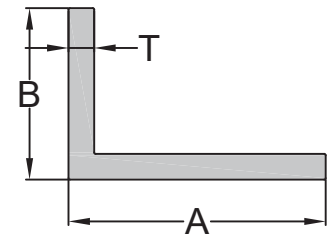


"✓" Stocked Item

"*" Pre-order Only Item
(30-40 working days delivery)

Product Code	Ex Stock	A (mm)	B (mm)	T (mm)	Mass (Kg/m)	Perimeter (mm)	Area (mm ²)
UAA10B5T1	*	10.0	5.0	1.0	0.040	29.23	13.92
UAA15B10T1	*	15.0	10.0	1.0	0.068	50.00	24.00
UAA18B10T1	✓	18.0	10.0	1.0	0.077	56.00	27.00
UAA19B8T1.5	*	19.0	8.0	1.5	0.105	52.98	36.82
UAA20B10T0.8	*	20.0	10.0	0.8	0.067	60.00	23.36
UAA20B11T1.5	*	20.0	11.0	1.5	0.126	62.00	44.25
UAA20B12T1.6	✓	20.0	12.0	1.6	0.138	62.70	48.50
UAA20B12T3	✓	20.0	12.0	3.0	0.248	63.23	86.92
UAA20B14T2	*	20.0	14.0	2.0	0.182	68.00	64.00
UAA20.3B7.1T1.1	*	20.3	7.1	1.1	0.082	54.16	28.83
UASA21B20T2	*	21.0	20.0	2.0	0.220	81.14	77.20
UAA21.2B13.7T1.2	*	21.2	13.7	1.2	0.115	69.40	40.30
UAA21.6B7.8T1.6	*	21.6	7.8	1.6	0.125	57.17	43.93
UAA24B16T1.5	*	24.0	16.0	1.5	0.165	80.00	57.75
UAA25B12T1.6	✓	25.0	12.0	1.6	0.161	74.00	56.64
UAA25B12T3	✓	25.0	12.0	3.0	0.291	74.00	102.00
UAA25B12.4T2	*	25.0	12.4	2.0	0.201	73.50	70.60
UAA25B12.5T2.9	*	25.0	12.5	2.9	0.285	73.50	99.96
UAA25B20T1.6	✓	25.0	20.0	1.6	0.198	88.70	69.30
UAA25B20T2	*	25.0	20.0	2.0	0.245	90.00	86.00
UAA25B20T3	✓	25.0	20.0	3.0	0.359	90.00	126.00
UASA29.2B17.3T2.8	*	29.2	17.3	2.8	0.307	92.20	107.80
UASA30B8.5T1.5	*	30.0	8.5	1.5	0.148	77.00	51.95
UAA30B17T2	*	30.0	17.0	2.0	0.257	94.00	90.00
UAA30B20T2	*	30.0	20.0	2.0	0.274	100.00	96.00
UAA30B20T2.5	✓	30.0	20.0	2.5	0.338	99.00	118.67
UAA30B25T2	✓	30.0	25.0	2.0	0.302	110.00	106.00
UAA30B25T4	*	30.0	25.0	4.0	0.581	109.23	203.92
UASA30B26T6	*	30.0	26.0	6.0	0.857	112.00	300.80
UAA32B20T1.5	✓	32.0	20.0	1.5	0.216	103.23	75.67
UAA32B25T3	✓	32.0	25.0	3.0	0.462	114.00	162.00
UASA33.5B25T3	✓	33.5	25.0	3.0	0.472	117.00	165.60
UAA38.2B25.4T1.3	*	38.2	25.4	1.3	0.231	126.43	80.91
UAA38.5B26.5T4	*	38.5	26.5	4.0	0.695	130.00	244.00
UAA38.5B26.5T8	*	38.5	26.5	8.0	1.300	130.00	456.00
UAA40B12T1.6	✓	40.0	12.0	1.6	0.230	104.00	80.64
UAA40B12T3	✓	40.0	12.0	3.0	0.419	104.00	147.00
UAA40B17T2	*	40.0	17.0	2.0	0.314	114.00	110.00
UAA40B20T2	✓	40.0	20.0	2.0	0.331	120.00	116.00
UAA40B20T3	✓	40.0	20.0	3.0	0.487	119.23	170.92

Unequal Angle Section

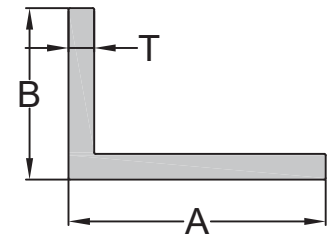


"✓" Stocked Item

"*" Pre-order Only Item
(30-40 working days delivery)

Product Code	Ex Stock	A (mm)	B (mm)	T (mm)	Mass (Kg/m)	Perimeter (mm)	Area (mm ²)
UASA40B20T8	*	40.0	20.0	8.0	1.186	118.28	416.22
UAA40B25T1.5	✓	40.0	25.0	1.5	0.271	130.00	95.25
UAA40B25T3	✓	40.0	25.0	3.0	0.530	130.00	186.00
UASA40B25T2	*	40.0	25.0	2.0	0.358	130.00	125.60
UASA40B39T8	*	40.0	39.0	8.0	1.619	156.28	568.22
UASA41B26T6	*	41.0	26.0	6.0	1.045	134.00	366.80
UASA42B22T2	*	42.0	22.0	2.0	0.351	125.85	123.00
UASA43B35T10	*	43.0	35.0	10.0	1.939	154.28	680.22
UAA44B30T3	*	44.0	30.0	3.0	0.627	148.00	219.90
UAA45B10T1	*	45.0	10.0	1.0	0.154	110.00	54.00
UAA45B35T3	*	45.0	35.0	3.0	0.658	160.00	231.00
UAA50B12T3	✓	50.0	12.0	3.0	0.504	124.00	177.00
UAA50B20T1.6	✓	50.0	20.0	1.6	0.312	140.00	109.44
UAA50B20T3	✓	50.0	20.0	3.0	0.573	140.00	201.00
UAA50B25T1.5	✓	50.0	25.0	1.5	0.314	148.70	110.00
UAA50B25T3	✓	50.0	25.0	3.0	0.615	148.70	215.80
UAA50B30T1.5	✓	50.0	30.0	1.5	0.335	159.23	117.67
UAA50B30T4	✓	50.0	30.0	4.0	0.866	160.00	304.00
UAA50B40T3	*	50.0	40.0	3.0	0.744	180.00	261.00
UAA50B40T5	✓	50.0	40.0	5.0	1.211	180.00	425.00
UAA52B20T2	*	52.0	20.0	2.0	0.399	144.00	140.00
UAA52B30T2	*	52.0	30.0	2.0	0.456	164.00	160.00
UAA52B40T22	*	52.0	40.0	22.0	4.389	184.00	1540.00
UAA55B40T4	✓	55.0	40.0	4.0	1.037	190.00	363.93
UAA60B25T3	✓	60.0	25.0	3.0	0.701	168.70	245.80
UAA60B25T4	*	60.0	25.0	4.0	0.923	169.23	323.93
UAA60B30T2	✓	60.0	30.0	2.0	0.502	180.00	176.00
UASA60B40T10	*	60.0	40.0	10.0	2.567	196.57	900.86
UASA60B45T8	*	60.0	45.0	8.0	2.212	208.22	776.22
UAA60B50T4.7	*	60.0	50.0	4.7	1.410	220.00	494.80
UAA62B32T3	*	62.0	32.0	2.0	0.524	188.00	184.00
UAA63B25T3	*	63.0	25.0	3.0	0.726	176.33	254.84
UASA63B48T8	*	63.0	48.0	8.0	2.349	220.28	824.22
UASA64B25T10	*	64.0	25.0	10.0	2.394	172.96	840.00
GM0010	*	64.0	25.0	10.0	2.468	172.96	865.88
UASA65B25T10	*	65.0	25.0	10.0	2.417	174.71	847.99
UASA65B43T8	*	65.0	43.0	8.0	2.281	214.28	800.22
UASA68B35.5T3	*	68.0	35.5	3.0	0.869	203.05	304.86
UAA70B20T1.6	✓	70.0	20.0	1.6	0.403	180.00	141.44
UAA70B25T1.5	✓	70.0	25.0	1.5	0.400	190.00	140.25

Unequal Angle Section

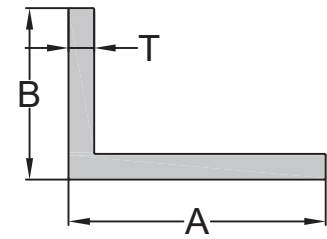


"✓" Stocked Item

"*" Pre-order Only Item
(30-40 working days delivery)

Product Code	Ex Stock	A (mm)	B (mm)	T (mm)	Mass (Kg/m)	Perimeter (mm)	Area (mm ²)
UASA70B35T3	*	70.0	35.0	3.0	0.881	205.92	309.17
UAS70B35T3	✓	70.0	35.0	3.0	0.872	210.00	306.00
UAA70B40T1.6	✓	70.0	40.0	1.6	0.494	219.23	173.36
UAA70B40T5	✓	70.0	40.0	5.0	1.494	220.00	524.10
UAA70B50T4.7	✓	70.0	50.0	4.7	1.544	240.00	541.80
UAA75B25T1.5	✓	75.0	25.0	1.5	0.421	200.00	147.75
UAA75B25T3	✓	75.0	25.0	3.0	0.829	198.70	290.80
UAA75B30T4.5	✓	75.0	30.0	4.5	1.289	210.00	452.25
UAA75B50T1.6	✓	75.0	50.0	1.6	0.562	249.23	197.36
UAA75B50T3	✓	75.0	50.0	3.0	1.043	250.00	366.00
UAA75B50T6	✓	75.0	50.0	6.0	2.035	250.00	714.00
UAA80B20T3	✓	80.0	20.0	3.0	0.829	200.00	291.00
UAA80B40T6	✓	80.0	40.0	6.0	1.949	240.00	684.00
UASA80B40T10	*	80.0	40.0	10.0	3.137	236.57	1100.86
UASA80B50T2	*	80.0	50.0	2.0	0.730	257.94	255.97
UAA80B50T4.7	*	80.0	50.0	4.7	1.678	260.00	588.80
UASA80B50T10	*	80.0	50.0	10.0	3.421	259.36	1200.48
UAA90B40T1.6	✓	90.0	40.0	1.6	0.586	260.00	205.44
UAA90B80T10.4	*	90.0	80.0	10.4	4.730	339.23	1659.80
UASA92B66T15	*	92.0	66.0	15.0	6.113	314.28	2145.00
UASA98B35T12	*	98.0	35.0	12.0	4.002	262.35	1404.34
UAA100B25T1.8	✓	100.0	25.0	1.8	0.632	250.00	221.76
UAA100B25T3	✓	100.0	25.0	3.0	1.043	248.70	365.80
UAA100B50T1.5	✓	100.0	50.0	1.5	0.635	300.00	222.75
UAA100B50T4	✓	100.0	50.0	4.0	1.664	300.00	584.00
UAA100B50T5	*	100.0	50.0	5.0	2.066	299.30	725.00
UAA100B50T6	✓	100.0	50.0	6.0	2.462	299.23	863.92
UAA100B50T8	*	100.0	50.0	8.0	3.237	300.00	1135.92
UAA100B50T10	*	100.0	50.0	10.0	3.990	300.00	1400.00
UAA100B65T6	*	100.0	65.0	6.0	2.718	328.70	953.80
UAA100B75T3	✓	100.0	75.0	3.0	1.471	350.00	516.00
UAA100B75T8	✓	100.0	75.0	8.0	3.808	350.00	1336.00
UAA110B25T10	*	110.0	25.0	10.0	3.563	270.00	1250.00
UASA110B70T12	*	110.0	70.0	12.0	4.628	360.00	1624.00
UAA120B70T1.6	✓	120.0	70.0	1.6	0.859	380.00	301.44
UAA125B50T3	✓	125.0	50.0	3.0	1.471	350.00	516.00
UAA125B50T8	✓	125.0	50.0	8.0	3.808	350.00	1336.00
UAA125B75T8	✓	125.0	75.0	8.0	4.378	400.00	1536.00
UAA130B30T1.8	*	130.0	30.0	1.8	0.811	319.23	284.68
UAA150B50T2.5	✓	150.0	50.0	2.5	1.407	400.00	493.75

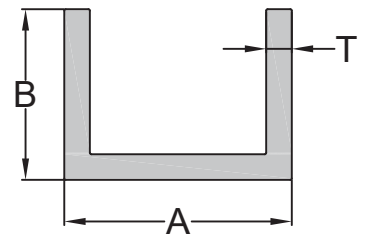
Unequal Angle Section



"✓" Stocked Item
 "*" Pre-order Only Item
 (30-40 working days delivery)

Product Code	Ex Stock	A (mm)	B (mm)	T (mm)	Mass (Kg/m)	Perimeter (mm)	Area (mm ²)
UAA150B75T6	✓	150.0	75.0	6.0	3.745	450.00	1314.00
UAA150B75T10	✓	150.0	75.0	10.0	6.127	449.23	2149.92
UAA150B100T3	✓	150.0	100.0	3.0	2.112	500.00	741.00
UAA150B100T8	✓	150.0	100.0	8.0	5.518	500.00	1936.00
UAA150B120T10	✓	150.0	120.0	10.0	7.410	540.00	2600.00
UAA160B40T1.8	✓	160.0	40.0	1.8	1.017	400.00	356.75
UASA160B78T10	*	160.0	78.0	10.0	7.754	464.41	2720.83
UAA175B75T7	*	175.0	75.0	7.0	4.848	499.23	1700.92
UASA195B80T10	*	195.0	80.0	10.0	8.843	537.77	3102.67
UAA200B75T8	✓	200.0	75.0	8.0	6.088	550.00	2136.00
UAA200B100T10	✓	200.0	100.0	10.0	8.265	599.23	2899.92
UASA203B50.8T10.2	*	203.0	50.8	10.2	7.178	499.62	2518.66
UASA210B80T10	*	210.0	80.0	10.0	7.980	575.71	2800.00
UAA250B80T9.5	*	250.0	80.0	9.5	9.045	653.77	3173.66

U-Channel Section

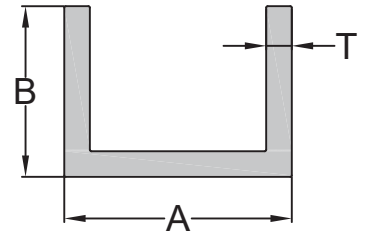


"✓" Stocked Item

"*" Pre-order Only Item
(30-40 working days delivery)

Product Code	Ex Stock	A (mm)	B (mm)	T (mm)	Mass (Kg/m)	Perimeter (mm)	Area (mm ²)
CLA4.3B8T0.6	✓	4.3	8.0	0.6	0.032	38.37	11.38
CLA5B9T1	*	5.0	9.0	1.0	0.059	43.14	20.79
CLSA5.4B11T1.5	*	5.4	11.0	1.5	0.103	50.20	36.13
CLA7.2B9.9T1.3	*	7.2	9.9	1.3	0.087	51.72	30.40
CLA8B9.3T0.65	✓	8.0	9.3	0.65	0.047	50.83	16.35
CLA8.7B9T0.6	*	8.7	9.0	0.6	0.043	51.20	15.22
CLSA8.84B5T2	*	8.84	5.0	2.0	0.070	32.48	24.53
CLA10B10T1.5	✓	10.0	10.0	1.5	0.115	56.00	40.42
CLA10B15T1.4	*	10.0	15.0	1.4	0.148	77.20	52.08
CLA10B15T1.6	✓	10.0	15.0	1.6	0.168	76.8	58.88
CLA10.3B15T1.5	✓	10.3	15.0	1.5	0.159	77.60	55.95
CLA12B4T2	*	12.0	4.0	2.0	0.091	36.00	32.00
CLA12B10T1.4	*	12.0	10.0	1.4	0.117	61.20	40.88
CLA12B12T1.5	✓	12.0	12.0	1.5	0.141	68.00	49.42
CLA13B20T1.25	*	13.0	20.0	1.25	0.180	103.50	63.13
CLSA15B15T4	*	15.0	15.0	4.0	0.396	78.57	138.93
CLA15.6B20T1.5	*	15.6	20.0	1.5	0.225	108.20	78.90
CLA16B16T1.6	✓	16.0	16.0	1.6	0.204	91.10	71.50
CLA16B30T1.5	*	16.0	30.0	1.5	0.312	149.00	109.50
CLSA16B60T4.0	*	16.0	60.0	4.0	1.479	253.88	518.87
CLA17B25T2	*	17.0	25.0	2.0	0.359	128.97	125.92
CLA18B12T0.5	*	18.0	12.0	0.5	0.053	82.20	18.45
CLSA19B3T1	*	19.0	3.0	1.0	0.063	46.25	22.27
CLA19B13T0.5	*	19.0	13.0	0.5	0.063	89.00	22.00
CLA19B29T3	*	19.0	29.0	3.0	0.607	148.00	213.00
CLA19.6B19.6T1.3	✓	19.6	19.6	1.3	0.207	113.40	72.70
CLA20B10T1.5	*	20.0	10.0	1.5	0.158	77.00	55.50
CLA20B20T1.6	✓	20.0	20.0	1.6	0.259	116.80	90.88
CLA20B20T3	✓	20.0	20.0	3.0	0.461	112.30	161.80
CLSA20B25T2.6	✓	20.0	25.0	2.6	0.497	133.00	174.30
CLA21B21T1.5	*	21.0	21.0	1.5	0.257	123.00	90.00
CLSA22B60T3	*	22.0	60.0	3.0	1.251	271.20	438.80
CLSA22B110T4.5	*	22.0	110.0	4.5	3.241	456.73	1137.06
CLA22B22T3	✓	22.0	22.0	3.0	0.513	434.13	179.92
CLSA22.5B35T3.5	✓	22.5	35.0	3.5	0.860	174.00	301.80
CLA23B20T2	*	23.0	20.0	2.0	0.107	40.84	37.70
CLA23B15T1	✓	23.0	15.0	1.0	0.145	102.80	51.00
CLA24B7.5T2.4	*	24.0	7.5	2.4	0.234	72.20	82.00
CLSA24B12T1	*	24.0	12.0	1.0	0.130	92.73	45.72
CLSA24.9B7.9T3	*	24.9	7.9	3.0	0.291	74.37	102.06

U-Channel Section

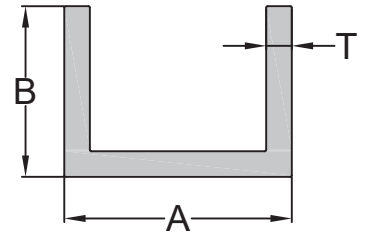


"✓" Stocked Item

"*" Pre-order Only Item
(30-40 working days delivery)

Product Code	Ex Stock	A (mm)	B (mm)	T (mm)	Mass (Kg/m)	Perimeter (mm)	Area (mm ²)
CLA25B20T1	*	25.0	20.0	1.0	0.179	127.00	62.92
CLA25B25T1.5	✓	25.0	25.0	1.5	0.308	147.00	108.00
CLA25B25T1.9	✓	25.0	25.0	1.9	0.385	147.00	135.20
CLA25B25T3	✓	25.0	25.0	3.0	0.590	143.00	207.00
CLA25B40T3	✓	25.0	40.0	3.0	0.846	204.00	297.00
CLA25B50T2	✓	25.0	50.0	2.0	0.690	246.00	242.00
CLA25B50T3	✓	25.0	50.0	3.0	1.017	243.00	357.00
CLA25.5B12.8T1	*	25.5	12.8	1.0	0.140	99.17	49.02
CLSA26B15.5T0.7	*	26.0	15.5	0.7	0.112	111.40	39.34
CLSA28.8B35T3.5	✓	28.8	35.0	3.5	0.932	187.00	327.00
CLSA29B23T3	*	29.0	23.0	3.0	0.577	141.17	202.46
CLSA29.4B40T3	*	29.4	40.0	3.0	0.917	210.8	321.80
CLA30B10T2	*	30.0	10.0	2.0	0.262	96.00	92.00
CLA30B17T1.2	*	30.0	17.0	1.2	0.239	124.60	84.00
CLA30B20T1	*	30.0	20.0	1.0	0.194	137.00	67.92
CLA30B25T3	✓	30.0	25.0	3.0	0.633	154.00	222.00
CLA32B25T3	✓	32.0	25.0	3.0	0.450	158.00	158.00
CLSA32B40T4	*	32.0	40.0	3.0	0.943	216.64	331.00
CLSA34.4B50T3.5	*	34.4	50.0	3.5	1.271	216.64	445.92
CLA35B7.5T2.4	*	35.0	7.5	2.4	0.309	94.20	108.40
CLSA35B9.5T3.3	*	35.0	9.5	3.3	0.512	100.00	179.70
CLSA35B11T4	*	35.0	11.0	4.0	0.539	102.57	189.13
CLA35B13T2	*	35.0	13.0	2.0	0.325	118.00	114.00
CLSA35B15T4	*	35.0	15.0	4.0	0.726	117.43	254.79
CLA35B50T3	✓	35.0	50.0	3.0	1.103	264.00	387.00
CLA35.5B17T3	*	35.5	17.0	3.0	0.543	131.87	190.42
CLA36B36T2.5	✓	36.0	36.0	2.5	0.733	209.30	257.30
CLSA36.2B11.9T2	*	36.2	11.9	2.0	0.319	115.20	111.92
CLSA37B40T3	*	37.0	40.0	3.0	0.993	226.00	384.40
CLA38.2B12.8T1	*	38.2	12.8	1.0	0.177	124.20	62.00
CLA40B11.5T2	*	40.0	11.5	2.0	0.335	120.71	117.68
CLA40B15T1	*	40.0	15.0	1.0	0.194	138.00	68.00
CLA40B15T3	✓	40.0	15.0	3.0	0.547	132.28	191.79
CLSA40B19T4	*	40.0	19.0	4.0	0.787	144.14	276.03
CLA40B20T1.6	*	40.0	20.0	1.6	0.350	155.77	122.80
CLA40B20T3	*	40.0	20.0	3.0	0.633	154.00	222.00
CLA40B25T3	✓	40.0	25.0	3.0	0.718	172.30	251.80
CLSA40.2B40T3	*	40.2	40.0	3.0	1.025	232.40	359.60
CLSA41B45T3	*	41.0	45.0	3.0	1.035	252.65	363.00
CLA44B50T4	✓	44.0	50.0	4.0	1.550	278.30	543.80

U-Channel Section

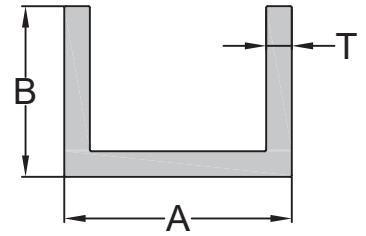


"✓" Stocked Item

"*" Pre-order Only Item
(30-40 working days delivery)

Product Code	Ex Stock	A (mm)	B (mm)	T (mm)	Mass (Kg/m)	Perimeter (mm)	Area (mm ²)
CLSA44B50T6	*	44.0	50.0	6.0	2.230	270.94	782.57
CLA45B8T1.2	*	45.0	8.0	1.2	0.200	118.60	70.20
CLA45B25T3	✓	45.0	25.0	3.0	0.761	184.00	267.00
CLA45.5B27T5	*	45.5	27.0	5.0	1.275	188.00	447.42
CLA46B20T2	*	46.0	20.0	2.0	0.467	168.00	164.00
CLA46B27T5	*	46.0	27.0	5.0	1.282	189.00	449.92
CLA46.5B27T4.5	*	46.5	27.0	4.5	1.173	191.00	411.67
CLSA46.6B22.5T3	*	46.6	22.5	3.0	0.729	177.00	255.71
CLA47B40T3	*	47.0	40.0	3.0	1.039	246.28	364.72
CLA48B19T1	*	48.0	18.8	1.0	0.247	168.28	86.79
CLA48B75T8	*	48.0	75.0	8.0	4.150	380.00	1456.00
CLA48.5B18.8T1	*	48.5	18.8	1.0	0.239	168.92	83.89
CLA48.5B24.5T1.7	*	48.5	24.5	1.7	0.400	188.94	140.20
CLA49.5B38T3	*	49.5	38.0	3.0	1.021	243.97	358.42
CLSA50B9T3	*	50.0	9.0	3.0	0.529	128.37	185.53
CLA50B10T3	*	50.0	10.0	3.0	0.547	133.00	191.90
CLA50B15T3	✓	50.0	15.0	3.0	0.633	154.00	222.00
CLSA50B25T3	✓	50.0	25.0	3.0	0.793	191.50	278.30
CLA50B25T3	✓	50.0	25.0	3.0	0.803	193.00	281.90
CLA50B30T2	*	50.0	30.0	2.0	0.604	216.00	212.00
CLA50B30T4	*	50.0	30.0	4.0	1.163	212.00	408.00
CLSA50B30T4	*	50.0	30.0	4.0	1.177	206.00	412.95
CLSA50B35T4	✓	50.0	35.0	4.0	1.256	228.21	440.66
CLA50B35T4	*	50.0	35.0	4.0	1.277	232.00	448.00
CLSA50B36T6	*	50.0	36.0	6.0	1.730	228.57	606.87
CLSA50B50T3	*	50.0	50.0	3.0	1.219	292.40	427.80
CLA50B50T3	✓	50.0	50.0	3.0	1.231	292.96	431.92
CLSA50.2B64T4	*	50.2	64.0	4.0	1.915	343.25	672.00
CLA50.6B20T1	*	50.6	20.0	1.0	0.252	177.92	88.39
CLA51B13T1	*	51.0	13.0	1.0	0.213	151.00	74.80
CLA51.1B20T1	*	51.1	20.0	1.0	0.253	178.95	88.91
CLA51.4B110T4	*	51.4	110.0	4.0	3.004	534.00	1054.00
CLSA51.8B25T0.9	*	51.8	25.0	0.9	0.258	201.20	90.50
CLA52.4B25T1.2	*	52.4	25.0	1.2	0.342	202.40	120.00
CLA52.4B30T1.2	*	52.4	30.0	1.2	0.376	221.40	132.00
CLSA55B30T3	*	55.0	30.0	3.0	0.929	221.40	326.00
CLA56B27T4.5	*	56.0	27.0	4.5	1.295	210.00	454.42
CLA56B27T5	*	56.0	27.0	5.0	1.425	209.00	499.92
CLA57B15T3	✓	57.0	15.0	3.0	0.693	168.00	243.00
CLA58B20T2	*	58.0	20.0	2.0	0.536	192.00	188.00

U-Channel Section

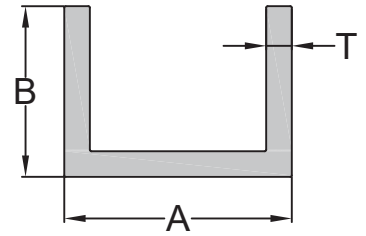


"✓" Stocked Item

"*" Pre-order Only Item
(30-40 working days delivery)

Product Code	Ex Stock	A (mm)	B (mm)	T (mm)	Mass (Kg/m)	Perimeter (mm)	Area (mm ²)
CLSA58B65T3.5	✓	58.0	65.0	3.5	1.873	367.42	657.10
CLSA69B59T4	*	59.0	69.0	4.0	2.128	383.90	746.70
CLA60B40T3.5	*	60.0	40.0	3.5	1.351	263.56	473.87
CLA60B45T5	✓	60.0	45.0	5.0	1.995	290.00	700.00
CLA60B70T4	*	60.0	70.0	4.0	2.189	392.00	768.00
CLA60B110T4	*	60.0	110.0	4.0	3.101	559.00	1088.00
CLSA61B150T5	✓	61.0	150.0	5.0	4.480	705.50	1571.98
CLA65B25T4	✓	65.0	25.0	4.0	1.220	222.00	428.00
CLSA65B12T1	*	65.0	12.0	1.0	0.243	172.05	85.21
CLSA65B40T10	*	65.0	40.0	10.0	3.809	259.13	1336.57
CLA68B19T1	*	68.0	19.0	1.0	0.296	209.00	103.92
CLA70B12T1	*	70.0	12.0	1.0	0.262	184.97	91.92
CLA70B20T1	*	70.0	20.0	1.0	0.308	217.00	107.92
CLA75B25T3	✓	75.0	25.0	3.0	1.017	242.30	356.80
CLA75B40T3	✓	75.0	40.0	3.0	1.273	302.30	446.80
CLA76.5B12.8T1.1	*	76.5	12.8	1.1	0.312	200.50	109.6
CLA80B36T5	*	80.0	36.0	5.0	2.028	291.51	711.60
CLSA80B39.8T3.9	*	80.0	39.8	3.9	1.701	305.39	596.96
CLA80B30T2	*	80.0	30.0	2.0	0.778	276.00	272.97
CLSA80B35T5	*	80.0	35.0	5.0	1.903	276.61	667.73
CLA80B40T3	✓	80.0	40.0	3.0	1.317	314.00	462.00
CLA80B40T5	✓	80.0	40.0	5.0	2.137	308.97	749.92
CLSA81.5B100T5	*	81.5	100.0	5.0	3.873	550.00	1358.89
CLSA88B90T2	*	88.0	90.0	2.0	1.479	522.70	519.10
CLSA90B75T13	*	90.0	75.0	13.0	6.888	450.57	2416.87
CLA100B25T3	✓	100.0	25.0	3.0	1.231	292.30	431.80
CLA100B50T5	✓	100.0	50.0	5.0	2.707	388.97	949.92
CLSA100B50T6	*	100.0	50.0	6.0	3.238	381.56	1136.05
CLSA100B60T5.5	*	100.0	60.0	5.5	3.429	426.00	1203.00
CLSA100B85T1.7	*	100.0	85.0	1.7	1.158	478.96	406.31
CLA100B100T5	*	100.0	100.0	5.0	4.133	589.00	1450.00
CLA101.6B12.8T1.1	*	101.6	12.8	1.1	0.391	251.00	137.20
CLSA104B45T8	*	104.0	45.0	8.0	4.269	372.00	1498.00
CLA108B48T2.6	*	108.0	48.0	2.6	1.473	401.80	516.80
CLA110B15T3	*	110.0	15.0	3.0	1.148	272.28	402.79
CLA110B45T10	*	110.0	45.0	10.0	5.132	377.43	1800.65
CLA113B50T5	*	113.0	50.0	5.0	2.923	411.70	1025.73
CLA115B25T2.5	*	115.0	25.0	2.5	1.140	325.00	400.00
CLA116B40.5T5	*	116.0	40.5	5.0	2.555	382.51	896.50
CLSA120B85T1.7	*	120.0	85.0	1.7	1.255	518.95	440.31

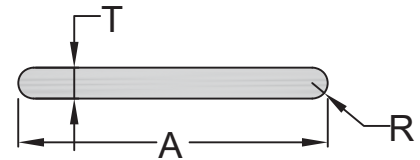
U-Channel Section



"✓" Stocked Item
 "*" Pre-order Only Item
 (30-40 working days delivery)

Product Code	Ex Stock	A (mm)	B (mm)	T (mm)	Mass (Kg/m)	Perimeter (mm)	Area (mm ²)
CLSA125B55T10	*	125.0	55.0	10.0	9.120	430.00	3200.00
CLSA127B69.85T4.83	*	127.0	69.85	4.83	4.879	514.56	1711.77
CLSA138B26T8	*	138.0	26.0	8.0	3.969	361.43	1392.64
CLSA138B79T8	*	138.0	79.0	8.0	6.351	570.69	2228.47
CLSA140B30T10	*	140.0	30.0	10.0	4.763	354.25	1671.24
CLSA150B65T6.5	*	150.0	65.0	6.5	5.068	537.64	1778.30
CLA150B75T5	✓	150.0	75.0	5.0	4.132	588.30	1449.80
CLSA152.4B82.6T5.33	*	152.4	82.6	5.33	6.299	617.80	2210.19
CLSA153B64T19	*	153.0	64.0	19.0	13.146	518.85	4612.71
CLA153B74T19	*	153.0	74.0	19.0	14.229	558.85	4992.71
CLSA170B100T6	*	170.0	100.0	6.0	6.048	719.42	2122.25
CLA180B52T15	*	180.0	52.0	15.0	10.859	538.00	3810.00
CLA180B120T15	*	180.0	120.0	15.0	16.673	810.00	5850.00
CLSA180B120T15	*	180.0	120.0	15.0	15.421	811.71	5410.73
CLSA200B70T10	*	200.0	70.0	10.0	9.242	651.42	3242.92
CLSA203.2B95.3T6.35	*	203.2	95.3	6.35	9.049	767.07	3175.14
CLSA254B88.9T6.35	*	254.0	88.9	6.35	9.592	843.30	3365.51
CLSA260B120T19.5	*	260.0	120.0	19.5	25.929	953.05	9097.87
CLSA280B53T11	*	280.0	53.0	11.0	10.258	744.85	3599.45
CLSA280B53T21	*	280.0	53.0	21.0	18.067	742.85	6339.45
CLSA300B70T7	*	300.0	70.0	7.0	11.012	866.00	3864.00
CLSA300B100T7	*	300.0	100.0	7.0	9.696	986.00	3402.00

Flat Bar

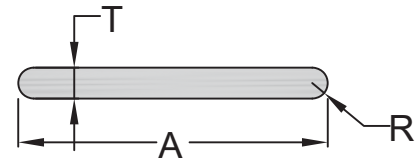


"✓" Stocked Item

"*" Pre-order Only Item
(30-40 working days delivery)

Product Code	Ex Stock	A (mm)	T (mm)	R (mm)	Mass (Kg/m)	Perimeter (mm)	Area (mm ²)
FBRA6.9T4.9R2.5	*	6.9	4.9	2.5	0.082	19.40	28.70
FBA7.5T2	*	7.5	2.0		0.043	19.00	15.00
FBA8T4	*	8.0	4.0		0.091	24.00	32.00
FBA10T2	*	10.0	2.0		0.057	24.00	20.00
FBA10T3	✓	10.0	3.0		0.086	26.00	30.00
FBA10T6	✓	10.0	6.0		0.171	32.00	60.00
FBA11.4T4.4	*	11.4	4.4		0.143	31.60	50.16
FBA12T3	✓	12.0	3.0		0.103	30.00	36.00
FBA12T6	✓	12.0	6.0		0.205	36.00	72.00
FBA13T6	*	13.0	6.0		0.222	38.00	78.00
FBA15T1.6	✓	15.0	1.6		0.068	33.20	24.00
FBA15T2	✓	15.0	2.0		0.085	33.50	29.90
FBRA15T2.7R1	*	15.0	2.7	1.0	0.113	33.70	39.64
FBA15T4	*	15.0	4.0		0.170	37.14	59.79
FBA16T3	✓	16.0	3.0		0.136	37.20	47.80
FBRA16T4R4.7	*	16.0	4.0	4.7	0.180	38.18	62.76
FBA18T1.8	*	18.0	1.8		0.092	39.60	32.40
FBRA18T1.8R0.9	*	18.0	1.8	0.9	0.090	38.06	31.71
FBA18.7T5.8	*	18.7	5.8		0.309	48.49	108.38
FBA19T1.2	*	19.0	1.2		0.062	42.00	21.89
FBA19T2	✓	19.0	2.0		0.108	42.00	38.00
FBA19T3	*	19.0	3.0		0.162	44.00	57.00
FBRA19T5R1	*	19.0	5.0	1.0	0.268	46.28	94.14
FBA19T6	✓	19.0	6.0		0.325	50.00	114.00
FBA20T1.5	✓	20.0	1.5		0.086	42.50	30.00
FBA20T2	*	20.0	2.0		0.114	44.00	40.00
FBA20T2.5	*	20.0	2.5		0.143	45.00	50.00
FBA20T2.8	✓	20.0	2.8		0.160	45.60	56.00
FBA20T3	*	20.0	3.0		0.171	46.00	60.00
FBA20T5	*	20.0	5.0		0.285	50.00	100.00
FBA20T6	✓	20.0	6.0		0.342	52.00	120.00
FBA20T10	*	20.0	10.0		0.570	60.00	200.00
FBA23T4	*	23.0	4.0		0.262	54.00	92.00
FBA23T10	*	23.0	10.0		0.656	66.00	230.00
FBSRA24.7T6R2	*	24.7	6.0	2.0	0.418	59.74	146.66
FBA25T1.5	✓	25.0	1.5		0.107	53.00	37.50
FBA25T2	*	25.0	2.0		0.143	54.00	50.00
FBA25T2.5	✓	25.0	2.5		0.178	55.00	62.50
FBA25T3	✓	25.0	3.0		0.214	55.50	74.92
FBSA25T4	*	25.0	4.0		0.285	58.40	99.90

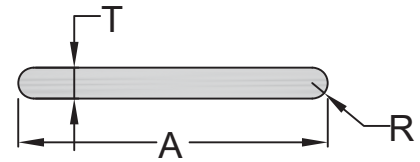
Flat Bar



"✓" Stocked Item
 "*" Pre-order Only Item
 (30-40 working days delivery)

Product Code	Ex Stock	A (mm)	T (mm)	R (mm)	Mass (Kg/m)	Perimeter (mm)	Area (mm ²)
FBA25T5	✓	25.0	5.0		0.356	60.00	125.00
FBA25T10	✓	25.0	10.0		0.713	70.00	250.00
FBA25T12	✓	25.0	12.0		0.855	73.49	299.92
FBA25T20	✓	25.0	20.0		1.425	90.00	500.00
FBA28T1.5	*	28.0	1.5		0.119	58.50	41.90
FBA28T3	*	28.0	3.0		0.239	62.00	84.00
FBA28T5.8	*	28.0	5.8		0.462	66.74	162.20
FBA28T8	*	28.0	8.0		0.638	71.14	223.80
FBA28T14	*	28.0	14.0		1.117	83.14	391.80
FBA28.3T2	*	28.3	2.0		0.161	60.60	56.60
FBA29.5T3.9	*	29.5	3.9		0.328	66.80	115.05
FBA30T1.2	*	30.0	1.2		0.092	61.26	32.74
FBRA30T2R1	*	30.0	2.0	1.0	0.169	62.28	59.14
FBA30T2	*	30.0	2.0		0.171	64.00	60.00
FBA30T2.5	*	30.0	2.5		0.214	65.00	75.00
FBA30T3	✓	30.0	3.0		0.257	66.00	90.00
FBRA30T3R1	*	30.0	3.0	1.0	0.254	64.28	89.14
FBRA30T4R2	*	30.0	4.0	2.0	0.332	64.57	116.57
FBA30T4.8	✓	30.0	4.8		0.410	69.60	144.00
FBSA30T5	*	30.0	5.0		0.428	70.00	150.00
FBA30T8	✓	30.0	8.0		0.684	76.00	240.00
FBA30T13	*	30.0	13.0	2.5	1.096	81.70	384.64
FBA32T3	✓	32.0	3.0		0.274	70.00	96.00
FBA32T6	✓	32.0	6.0		0.547	76.00	192.00
FBA32T10	✓	32.0	10.0		0.912	84.00	320.00
FBSRA32T22R3	*	32.0	22.0	3.0	1.995	105.00	700.03
FBRA34.5T3.8R1	*	34.5	3.8	1.0	0.374	76.60	131.10
FBA35T5	✓	35.0	5.0		0.499	80.00	175.00
FBRA35T5R1	*	35.0	5.0	1.0	0.496	78.28	174.14
FBA35T20	*	35.0	20.0		2.000	110.00	700.00
FBRA37.6T5.5R2.7	*	37.6	5.5	2.7	0.571	82.00	200.30
FBA38T10	*	38.0	10.0		1.083	207.27	234.74
FBA38T13	*	38.0	13.0		1.408	102.00	494.00
FBRA38.1T3R1.5	*	38.1	3.0	1.5	0.326	82.20	114.30
FBRA38.1T6.3R3.1	✓	38.1	6.3	3.1	0.684	88.80	240.03
FBA40T0.9	*	40.0	0.9		0.103	81.80	36.00
FBA40T1.5	*	40.0	1.5		0.171	82.50	59.92
FBA40T2	*	40.0	2.0		0.228	84.00	80.00
FBA40T2.9	✓	40.0	2.9		0.331	85.80	116.00
FBRA40T5R2.5	*	40.0	5.0	2.5	0.555	85.70	194.60

Flat Bar

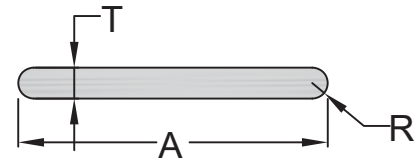


"✓" Stocked Item

"*" Pre-order Only Item
(30-40 working days delivery)

Product Code	Ex Stock	A (mm)	T (mm)	R (mm)	Mass (Kg/m)	Perimeter (mm)	Area (mm ²)
FBA40T5	✓	40.0	5.0		0.570	90.00	200.00
FBA40T6	✓	40.0	6.0		0.684	92.00	240.00
FBA40T8.2	*	40.0	8.2		0.935	96.40	328.00
FBA40T10	✓	40.0	10.0		1.140	100.00	400.00
FBA40T12	*	40.0	12.0		1.368	104.00	480.00
FBA40T15	✓	40.0	15.0		1.710	110.00	600.00
FBSRA43T30R3	*	43.0	30.0	3.0	3.625	138.97	1272.00
FBA45T10	✓	45.0	10.0		1.282	110.00	449.92
FBA45T42	*	45.0	42.0		5.387	174.00	1890.00
FBA45.2T3.2	*	45.2	3.2		0.412	96.80	144.64
FBA46T2	*	46.0	2.0		0.262	96.00	92.00
FBA47.5T1.3	✓	47.5	1.3		0.176	97.60	61.75
FBA47.6T1.5	*	47.6	1.5		0.203	97.70	71.32
FBRA49T5R2.5	*	49.0	5.0	2.5	0.695	108.00	245.00
FBRA50T2	*	50.0	2.0		0.285	104.00	100.00
FBRA50T3R1.5	*	50.0	3.0	1.5	0.422	106.00	150.00
FBA50T3	✓	50.0	3.0		0.428	106.00	150.00
FBA50T3.5	*	50.0	3.5		0.500	107.00	175.00
FBA50T4	*	50.0	4.0		0.570	108.00	200.00
FBA50T5	✓	50.0	5.0		0.713	110.00	250.00
FBA50T6LB	✓	50.0	6.0		0.855	112.00	300.00
FBRA50T6R3	*	50.0	6.0	3.0	0.833	106.90	292.30
FBA50T8	✓	50.0	8.0		1.140	116.00	400.00
FBA50T10	✓	50.0	10.0		1.425	120.00	500.00
FBA50T12	✓	50.0	12.0		1.710	124.00	600.00
FBA50T20	✓	50.0	20.0		2.850	140.00	1000.00
FBA50T25	✓	50.0	25.0		3.563	150.00	1250.00
FBA55T1.7	*	55.0	1.7		0.266	113.40	93.50
FBA55T5	*	55.0	5.0		0.784	120.00	275.00
FBSA55T8	*	55.0	8.0		1.254	125.50	439.92
FBA56.5T27	*	56.5	27.0		4.344	164.77	1524.05
FBA57.6T2.8	*	57.6	2.8		0.460	120.80	161.28
FBA58T4	*	58.0	4.0		0.661	124.00	232.00
FBA60T0.9	*	60.0	0.9		0.154	121.80	54.00
FBA60T3	✓	60.0	3.0		0.512	125.20	179.80
FBSA60T4	*	60.0	4.0		0.684	128.00	240.00
FBA60T5	✓	60.0	5.0		0.855	130.00	300.00
FBA60T6	✓	60.0	6.0		1.026	132.00	360.00
FBA60T10	✓	60.0	10.0		1.710	140.00	600.00
FBA60T12	✓	60.0	12.0		2.052	144.00	720.00

Flat Bar

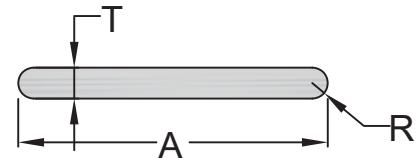


"✓" Stocked Item

"*" Pre-order Only Item
(30-40 working days delivery)

Product Code	Ex Stock	A (mm)	T (mm)	R (mm)	Mass (Kg/m)	Perimeter (mm)	Area (mm ²)
FBA60T20	*	60.0	20.0		3.420	159.49	1199.92
FBRA65T5R2.5	*	65.0	5.0	2.5	0.911	135.70	319.60
FBA65T5	✓	65.0	5.0		0.926	140.00	325.00
FBA65T8	*	65.0	8.0		1.482	146.00	520.00
FBA70T2	*	70.0	2.0		0.399	144.00	140.00
FBA70T4	*	70.0	4.0		0.798	147.50	279.92
FBA70T5	*	70.0	5.0		0.997	149.50	349.92
FBA70T10	✓	70.0	10.0		1.995	160.00	700.00
FBA70T15	*	70.0	15.0		2.993	170.00	1050.00
FBA75T2	✓	75.0	2.0		0.428	154.00	150.00
FBA75T4	✓	75.0	4.0		0.855	158.00	300.00
FBA75T6	✓	75.0	6.0		1.283	162.00	450.00
FBA75T10	✓	75.0	10.0		2.138	170.00	750.00
FBA75T12	✓	75.0	12.0		2.565	174.00	900.00
FBA75T20	✓	75.0	20.0		4.275	190.00	1500.00
FBRA76T8R4	*	76.0	8.0	4.0	1.694	161.13	594.27
FBA77T6	*	77.0	6.0		1.317	165.50	462.00
FBA80T3	✓	80.0	3.0		0.684	166.00	240.00
FBA80T6	✓	80.0	6.0		1.368	172.00	480.00
FBA80T10	✓	80.0	10.0		2.280	180.00	800.00
FBA80T12	✓	80.0	12.0		2.736	184.00	960.00
FBA84T4	*	84.0	4.0		0.958	176.00	336.00
FBA84T5	*	84.0	5.0		1.197	177.48	419.92
FBA84T6	*	84.0	6.0		1.436	180.00	504.00
FBA88T5	*	88.0	5.0		1.254	185.50	440.00
FBA90T3	✓	90.0	3.0		0.769	185.50	269.92
FBRA90T5R2.5	✓	90.0	5.0	2.5	1.267	185.70	444.60
FBRA90T6R3	✓	90.0	6.0	3.0	1.517	186.90	532.30
FBRA90T12.8R1	*	90.0	12.8	1.0	3.281	203.88	1151.14
FBA90T15	*	90.0	15.0		3.848	210.00	1350.00
FBA95T3.5	*	95.0	3.5		0.947	197.00	332.40
FBA95T15	*	95.0	15.0		4.061	219.49	1424.92
FBA96T6	*	96.0	6.0		1.950	204.00	576.00
FBA100T1.5	✓	100.0	1.5		0.430	203.00	150.00
FBA100T3	✓	100.0	3.0		0.855	206.00	300.00
FBA100T3	*	100.0	4.0		1.140	208.00	400.00
FBA100T6	✓	100.0	6.0		1.709	211.20	599.80
FBA100T8	*	100.0	8.0		2.280	216.00	800.00
FBA100T10	✓	100.0	10.0		2.850	220.00	1000.00
FBRA100T10R5	*	100.0	10.0	5.0	2.789	211.42	978.54

Flat Bar

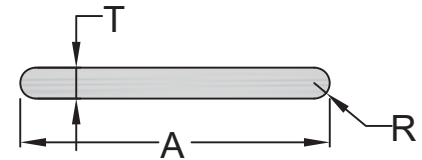


"✓" Stocked Item

"*" Pre-order Only Item
(30-40 working days delivery)

Product Code	Ex Stock	A (mm)	T (mm)	R (mm)	Mass (Kg/m)	Perimeter (mm)	Area (mm ²)
FBA100T12	✓	100.0	12.0		3.420	224.00	1200.00
FBA100T30	*	100.0	30.0		8.550	259.49	2999.92
FBRA102T12.8R6.4	*	102.0	12.8	6.4	3.621	218.61	1270.44
FBA106T6	*	106.0	6.0		1.813	224.00	636.00
FBA110T2	*	110.0	2.0		0.627	224.00	220.00
FBA110T3	*	110.0	3.0		0.940	225.50	329.92
FBA110T8	✓	110.0	8.0		2.508	236.00	880.00
FBA114T12	*	114.0	12.0		3.898	251.14	1367.79
FBA114T18	*	114.0	18.0		5.848	263.14	2051.79
FBA116T6	*	116.0	6.0		1.984	224.00	696.00
FBA117T3.7	*	117.0	3.7		1.234	241.40	432.90
FBRA119T5R2.5	*	119.0	5.0	2.5	1.682	243.70	590.00
FBA120T6	✓	120.0	6.0		2.052	252.00	720.00
FBRA120T6R3	✓	120.0	6.0	3.0	2.030	246.90	712.30
FBA120T8	*	120.0	8.0		2.736	256.00	960.00
FBA120T12	✓	120.0	12.0		4.104	264.00	1440.00
FBA123T3.5	*	123.0	3.5		1.227	253.00	430.50
FBA123T4.8	*	123.0	4.8		1.683	255.60	590.40
FBA125T3	*	125.0	3.0		1.069	256.00	375.00
FBA125T6	*	125.0	6.0		2.138	262.00	750.00
FBA125T10	✓	125.0	10.0		3.563	270.00	1250.00
FBA125T12	✓	125.0	12.0		4.275	274.00	1500.00
FBA126T6	✓	126.0	6.0		2.155	264.00	756.00
FBA133.5T6	*	133.5	6.0		2.283	279.00	801.00
FBA136T4	*	136.0	4.0		1.550	280.00	544.00
FBA136T6	*	136.0	6.0		2.326	284.00	816.00
FBA138T5.8	✓	138.0	5.8		2.281	287.60	800.40
FBRA140T5.9R2.9	*	140.0	5.9	2.9	2.333	286.70	818.50
FBA140T10	*	140.0	10.0		3.990	300.00	1400.00
FBA142T3.6	*	142.0	3.6		1.457	291.20	511.20
FBSA142T27	*	142.0	27.0		10.926	337.39	3833.70
FBA143T25	*	143.0	25.0		10.189	336.00	3575.00
FBA145T6	✓	145.0	6.0		2.480	302.00	870.00
FBA150T1.5	✓	150.0	1.5		0.641	303.00	225.00
FBA150T3	✓	150.0	3.0		1.283	306.00	450.00
FBA150T5	✓	150.0	5.0		2.138	310.00	750.00
FBA150T8	*	150.0	8.0		3.420	316.00	1200.00
FBA150T10	✓	150.0	10.0		4.275	319.50	1500.00
FBA150T13.5	✓	150.0	13.5		5.771	327.00	2025.00
FBA151T3.2	*	151.0	3.2		1.377	308.40	483.20

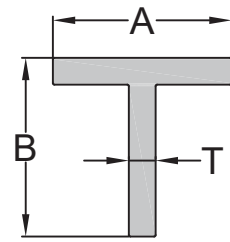
Flat Bar



"✓" Stocked Item
 "*" Pre-order Only Item
 (30-40 working days delivery)

Product Code	Ex Stock	A (mm)	T (mm)	R (mm)	Mass (Kg/m)	Perimeter (mm)	Area (mm ²)
FBA151T4.8	*	151.0	4.8		2.066	311.60	724.80
FBA151T5.8	*	151.0	5.8		2.496	313.60	875.80
FBA151T3.7	*	151.0	3.7		1.592	309.40	558.70
FBRA160T5.9R2.9	*	160.0	5.9	2.9	2.670	427.00	937.00
FBRA160T6	✓	160.0	6.0		2.670	332.00	960.00
FBA160T10	✓	160.0	10.0		4.560	340.00	1600.00
FBA160T25	*	160.0	25.0		11.400	370.00	4000.00
FBA162T27	*	162.0	27.0		12.466	378.00	4374.00
FBA200T5	✓	200.0	5.0		2.850	410.00	1000.00
FBA200T10	✓	200.0	10.0		5.700	420.00	2000.00
FBA200T11	✓	200.0	11.0		6.270	422.00	2200.00
FBRA209T5.9R2.9	*	209.0	5.9	2.9	3.493	424.70	1225.60
FBA220T5	✓	220.0	5.0		3.135	450.00	1100.00
FBA222T2.4	*	222.0	2.4		1.518	448.80	532.80
FBA270T6	*	270.0	6.0		4.617	552.00	1620.00
FBA270T9	✓	270.0	9.0		6.926	558.00	2430.00
FBA270T14	*	270.0	14.0		10.773	568.00	3780.00
FBA286T12	*	286.0	12.0		9.781	596.00	3432.00
FBA300T4	*	300.0	4.0		3.420	608.00	1200.00
FBA300T10	✓	300.0	10.0		8.550	619.50	2999.92

Tee Section

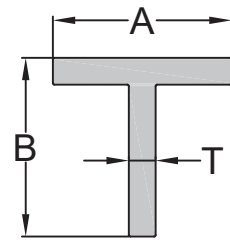


"✓" Stocked Item

"*" Pre-order Only Item
(30-40 working days delivery)

Product Code	Ex Stock	A (mm)	B (mm)	T (mm)	Mass (Kg/m)	Perimeter (mm)	Area (mm ²)
TBA15B15T1.5	*	15.0	15.0	1.5	0.122	60.00	42.75
TBA15B35T1.1	*	15.0	35.0	1.1	0.153	98.97	53.71
TBA15B80T3	*	15.0	80.0	3.0	0.787	190.00	276.00
TBA19B19T3.2	✓	19.0	19.0	3.2	0.316	76.71	110.89
TBA20B10T1.5	✓	20.0	10.0	1.5	0.122	59.00	42.68
TBSA20B11.5T4	✓	20.0	11.5	4.0	0.292	62.00	102.42
TBA20B20T1.5	✓	20.0	20.0	1.5	0.165	80.00	57.75
TBSA22.8B42.7T1	*	22.8	42.7	1.0	0.189	129.37	66.35
TBA25B25T1.6	✓	25.0	25.0	1.6	0.221	100.00	77.44
TBA25B25T3	✓	25.0	25.0	3.0	0.401	98.30	140.80
TBSA30B40T4	*	30.0	40.0	4.0	0.763	137.44	267.86
TBSA35.8B68T2.8	*	35.8	68.0	2.8	1.139	231.00	399.50
TBSA35.8B78T2.8	*	35.8	78.0	2.8	1.269	253.80	445.30
TBSA35.8B88T2.8	*	35.8	88.0	2.8	1.400	277.00	491.20
TBSA35.8B98T2.8	*	35.8	98.0	2.8	1.530	300.00	537.00
TBSA37B53.7T3.7	*	37.0	53.7	3.7	0.908	184.00	318.76
TBA40B20T1.5	✓	40.0	20.0	1.5	0.250	118.30	87.60
TBA40B40T1.6	✓	40.0	40.0	1.6	0.358	160.00	125.44
TBA40B40T3	✓	40.0	40.0	3.0	0.658	158.30	230.80
TBA40B40T6	✓	40.0	40.0	6.0	1.265	158.30	443.80
TBA40B50T6	✓	40.0	50.0	6.0	1.436	178.30	503.80
TBSA41B32T1.5	✓	41.0	32.0	1.5	0.353	143.00	123.90
TBA43B35T3	*	43.0	35.0	3.0	0.640	154.71	224.68
TBA45B25T2.5	*	45.0	25.0	2.5	0.481	139.23	168.63
TBA50B25T1.6	✓	50.0	25.0	1.6	0.335	150.00	117.44
TBA50B50T3	✓	50.0	50.0	3.0	0.829	199.00	290.92
TBA50B50T5	*	50.0	50.0	5.0	1.354	200.00	475.00
TBA50B50T6	✓	50.0	50.0	6.0	1.607	198.30	563.80
TBA50B100T6	✓	50.0	100.0	6.0	2.462	298.30	863.80
TBSA51B62T16.7	*	51.0	62.0	16.7	4.207	225.15	1476.17
TBA55B55T3	*	55.0	55.0	3.0	0.915	220.00	321.00
TBSA60B30T4.5	*	60.0	30.0	4.5	1.351	179.00	473.92
TBSA60B30T5.5	*	60.0	30.0	5.5	1.499	179.00	525.92
GM-GFX-170	*	60.0	30.0	5.5	1.484	174.85	520.85
TBSA60B60T6	✓	60.0	60.0	6.0	1.949	240.00	684.00
TBA60B70T2	*	60.0	70.0	2.0	0.729	259.00	255.92
TBA60B120T6	*	60.0	120.0	6.0	2.975	360.00	1044.00
TBA63.5B63.5T6.35	✓	63.5	63.5	6.35	2.183	252.30	766.00
TBA65B123T2.2	*	65.0	123.0	2.2	1.125	373.08	394.86
TBA75B75T6	✓	75.0	75.0	6.0	2.462	298.30	863.80

Tee Section

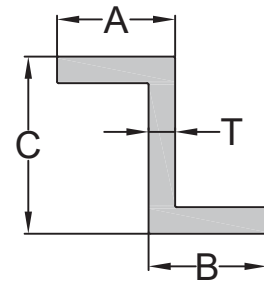


"✓" Stocked Item

"*" Pre-order Only Item
(30-40 working days delivery)

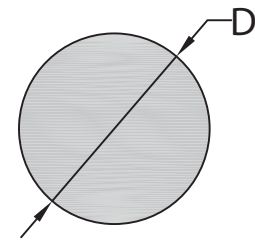
Product Code	Ex Stock	A (mm)	B (mm)	T (mm)	Mass (Kg/m)	Perimeter (mm)	Area (mm ²)
TBSA101B60T4	*	101.0	60.0	4.0	1.809	318.57	634.87
TBA103B33T3	*	103.0	33.0	3.0	1.137	272.00	399.00
TBA120B84T4	*	120.0	84.0	4.0	2.280	406.97	800.00
TBA150B100T8	✓	150.0	100.0	8.0	5.518	500.00	1936.00

Zed Section



Product Code	Ex Stock	A (mm)	B (mm)	C (mm)	T (mm)	Mass (Kg/m)	Perimeter (mm)	Area (mm ²)
ZEA3.6B13.2C3.6T1.6	*	3.6	13.2	3.6	1.6	0.078	37.60	27.52
ZEA18B12C5T2	*	18.0	12.0	5.0	2.0	0.177	66.00	62.00
ZEA15B15C20T2	*	15.0	15.0	20.0	2.0	0.262	96.00	92.00
ZEA28B7C19T1	*	28.0	7.0	19.0	1.0	0.148	105.00	52.00
ZEA18.5B18.5C17T1.4	✓	18.5	18.5	17.0	1.4	0.204	105.20	71.68
ZEA21B20C8T4	*	21.0	20.0	8.0	4.0	0.467	89.00	163.92
ZEA20B20C25T1.6	✓	20.0	20.0	25.0	1.6	0.282	126.80	98.88
ZEA30B30C20T1.5	✓	30.0	30.0	20.0	1.5	0.329	155.63	115.36
ZEA30B30C40T1.5	✓	30.0	30.0	40.0	1.5	0.414	195.63	145.36
ZESA38B30C14T3	*	38.0	30.0	14.0	3.0	0.650	154.05	227.92
ZESA43B25C15T3	*	43.0	25.0	15.0	3.0	0.658	156.05	230.92
ZEA22B46.8C16.8T3.8	*	22.0	46.8	16.8	3.8	0.845	164.00	296.40
ZEA15B118C26T3	*	15.0	118.0	26.0	3.0	1.308	312.00	459.00

Solid Round Section



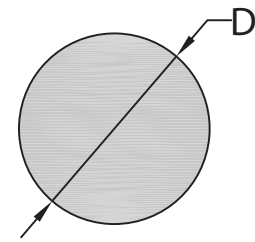
Grade & Temper: 6061-T6

"✓" Stocked Item

"*" Pre-order Only Item
(30-40 working days delivery)

Product Code	Ex Stock	Diameter (mm)	Length (m)	Mass (Kg/m)	Perimeter (mm)	Area (mm ²)
SRD4.4L3	*	4.4	3.0	0.043	13.82	15.21
SRD5L3	*	5.0	3.0	0.056	15.71	19.60
SRD5.3L3	*	5.3	3.0	0.063	16.65	22.06
SRD6L3	*	6.0	3.0	0.081	18.90	28.30
SRD6.3L3	✓	6.3	3.0	0.089	19.79	31.17
SRD6.8L3	*	6.8	3.0	0.104	21.36	36.32
SRD7L3	✓	7.0	3.0	0.110	21.99	38.48
SRD8L3	✓	8.0	3.0	0.143	25.13	50.27
SRD9L3	*	9.0	3.0	0.181	28.27	63.62
SRD9.53L3	✓	9.53	3.0	0.203	30.00	71.40
SRD9.7L3	*	9.7	3.0	0.211	30.50	73.90
SRD10L3	*	10.0	3.0	0.224	31.42	78.54
SRD10.5L3	*	10.5	3.0	0.247	32.99	86.59
SRD11L3	✓	11.0	3.0	0.271	34.56	95.03
SRD11.8L3	*	11.8	3.0	0.312	37.10	109.36
SRD12L3	*	12.0	3.0	0.322	37.70	113.10
SRD12.7L3	✓	12.7	3.0	0.361	40.00	126.70
SRD13L3	*	13.0	3.0	0.378	40.84	132.73
SRD14L3	*	14.0	3.0	0.439	44.00	154.00
SRD15L3	✓	15.0	3.0	0.504	47.12	176.71
SRD15.6L3	*	15.6	3.0	0.545	49.00	191.14
SRD16L3	✓	16.0	3.0	0.573	50.27	201.06
SRD17L3	*	17.0	3.0	0.647	53.40	226.98
SRD18L3	✓	18.0	3.0	0.725	56.55	254.47
SRD19L3	✓	19.0	3.0	0.808	59.70	283.53
SRD20L3	✓	20.0	3.0	0.895	62.80	314.20
SRD21L3	*	21.0	3.0	0.987	66.00	346.36
SRD22L3	✓	22.0	3.0	1.083	69.12	380.13
SRD23L3	*	23.0	3.0	1.184	72.26	415.48
SRD24L3	✓	24.0	3.0	1.289	75.40	452.40
SRD25L3	*	25.0	3.0	1.399	78.54	490.87
SRD25.4L3	✓	25.4	3.0	1.444	79.80	506.70
SRD26L3	*	26.0	3.0	1.513	81.70	530.93
SRD26.2L3	*	26.2	3.0	1.537	82.31	539.13
SRD26.5L3	✓	26.5	3.0	1.572	83.25	551.55
SRD27L3	✓	27.0	3.0	1.632	84.80	572.60
SRD28L3	*	28.0	3.0	1.755	88.00	615.75
SRD29L3	✓	29.0	3.0	1.882	91.11	660.52
SRD30L3	*	30.0	3.0	2.015	94.25	706.86
SRD32L3	✓	32.0	3.0	2.292	100.53	804.25

Solid Round Section



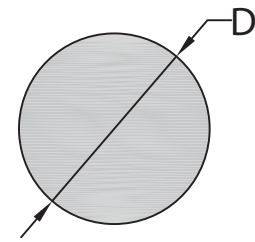
Grade & Temper: 6061-T6

"✓" Stocked Item

"*" Pre-order Only Item
(30-40 working days delivery)

Product Code	Ex Stock	Diameter (mm)	Length (m)	Mass (Kg/m)	Perimeter (mm)	Area (mm ²)
SRD33L3	*	33.0	3.0	2.438	103.67	907.92
SRD34L3	*	34.0	3.0	2.588	106.81	855.30
SRD35L3	*	35.0	3.0	2.742	109.96	962.11
SRD36L3	*	36.0	3.0	2.901	113.10	1017.88
SRD37.5L3	*	37.5	3.0	3.148	117.81	1104.47
SRD38.1L3	✓	38.1	3.0	3.249	119.70	1140.10
SRD39.5L3	*	39.5	3.0	3.492	124.10	1225.42
SRD40L3	✓	40.0	3.0	3.581	125.66	1256.64
SRD41.28L3	✓	41.28	3.0	3.814	129.70	1338.40
SRD42L3	*	42.0	3.0	3.949	131.95	1385.44
SRD42.8L3	*	42.8	3.0	4.100	134.46	1438.72
SRD44.5L3	✓	44.5	3.0	4.423	139.70	1551.80
SRD45L3	*	45.0	3.0	4.533	141.37	1590.43
SRD47.4L3	*	47.4	3.0	5.029	148.91	1764.60
SRD47.7L3	*	47.7	3.0	5.093	149.90	1787.00
SRD50L3	*	50.0	3.0	5.596	157.08	1963.50
SRD50.8L3	✓	50.8	3.0	5.777	159.60	2026.90
SRD54L3	✓	54.0	3.0	6.527	169.70	2290.20
SRD55L3	*	55.0	3.0	6.771	172.79	2375.83
SRD56.9L3	*	56.9	3.0	7.247	178.76	2542.81
SRD59.9L3	*	59.9	3.0	8.031	188.18	2818.02
SRD60.32L3	✓	60.32	3.0	8.144	189.50	2857.70
SRD64L3	✓	64.0	3.0	9.168	201.10	3217.00
SRD65L3	*	65.0	3.0	9.457	204.20	3318.31
SRD69.5L3	✓	69.5	3.0	10.812	177.12	3793.67
SRD70L3	*	70.0	3.0	10.968	219.91	3848.45
SRD75L4	✓	75.0	4.0	12.591	235.62	4417.86
SRD80L3	*	80.0	3.0	14.326	251.33	5026.55
SRD85L3	*	85.0	3.0	16.172	267.04	5674.50
SRD90L2	✓	90.0	2.0	18.131	279.29	6361.73
SRD90L4	✓	90.0	4.0	18.131	279.29	6361.73
SRD95L3	*	95.0	3.0	20.201	298.45	7088.22
SRD100L4	✓	100.0	4.0	22.384	314.16	7853.98
SRD105L2	✓	105.0	2.0	24.678	329.87	8659.01
SRD110L2	✓	110.0	2.0	27.084	345.58	9503.32
SRD115L3	✓	115.0	3.0	29.603	361.28	10386.89
SRD120L3	*	120.0	3.0	32.233	376.99	11309.73
SRD125L2	✓	125.0	2.0	34.975	392.70	12271.85
SRD127L3	✓	127.0	3.0	36.100	408.41	13273.23
SRD130L2	✓	130.0	2.0	37.829	408.41	13273.23

Solid Round Section



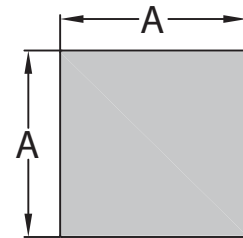
Grade & Temper: 6061-T6

"✓" Stocked Item

"*" Pre-order Only Item
(30-40 working days delivery)

Product Code	Ex Stock	Diameter (mm)	Length (m)	Mass (Kg/m)	Perimeter (mm)	Area (mm ²)
SRD135L3	*	135.0	3.0	40.795	424.12	14313.88
SRD140L2	✓	140.0	2.0	43.872	439.82	15393.80
SRD150L3	✓	150.0	3.0	43.872	439.82	15393.80
SRD165L3	✓	165.0	3.0	60.940	518.36	21382.47
SRD200L3	✓	200.0	3.0	89.535	628.32	31415.93
SRD250L3.7	✓	250.0	3.7	139.899	785.40	49087.39
SRD280L3	✓	280.0	3.0	175.489	879.65	61575.22

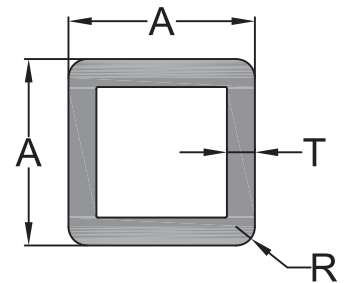
Solid Square Section



Grade & Temper: 6061-T6

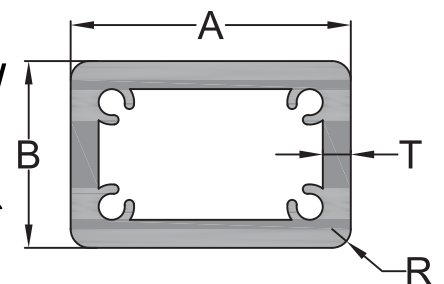
Product Code	Ex Stock	A (mm)	Length (m)	Mass (Kg/m)	Perimeter (mm)	Area (mm ²)
SQBA5L3	*	5.0	3.0	0.071	20.00	25.00
SQBA6.3L3	✓	6.3	3.0	0.113	25.20	39.69
SQBA8L3	*	8.0	3.0	0.175	29.00	61.40
SQBA10L3	✓	10.0	3.0	0.284	39.10	99.80
SQBA12L3	✓	12.0	3.0	0.410	47.10	143.80
SQBA16L3	✓	16.0	3.0	0.729	63.10	255.80
SQBA19L3	✓	19.0	3.0	1.034	75.30	362.70
SQBA20L3	✓	20.0	3.0	1.139	79.10	399.80
SQBA25L3	✓	25.0	3.0	1.781	99.10	624.80
SQBA31.8L3	✓	31.8	3.0	2.881	126.30	1011.00
SQBA33L3	✓	33.0	3.0	3.104	132.00	1089.00
SQBA38.1L3	✓	38.1	3.0	4.136	151.40	1451.40
SQBA40L3	✓	40.0	3.0	4.560	160.00	1600.00
SQBA42L3	*	42.0	3.0	5.027	168.00	1764.00
SQBA44.5L3	✓	44.5	3.0	5.643	177.10	1980.00
SQBA51L3	✓	51.0	3.0	7.413	201.00	2601.00
SQBA60L3	✓	60.0	3.0	10.260	240.00	3600.00
SQBA70L3	✓	70.0	3.0	13.965	280.00	4900.00
SQBA80L3	✓	80.0	3.0	18.240	320.00	6400.00
SQBA90L3	✓	90.0	3.0	23.085	360.00	8100.00
SQBA100L3	✓	100.0	3.0	28.500	400.00	10000.00
SQBA100L3.5	✓	100.0	3.5	28.500	400.00	10000.00

Powdercoated Square Hollow Section



Product Code	A (mm)	T (mm)	R (mm)	Length	* Stocked Colour Options
SHA12.7T1.57	12.7	1.57		3.0m	MF MB MAW
SHRA19T1.2R2	19.0	1.2	2.0	5.95m	MF MB MAW
SHRA19T1.6R2	19.0	1.6	2.0	5.97m	MF MB MAW
SHRA19T2R2	19.0	2.0	2.0	5.95m	MF MB MAW MI
SHRA25T1.2R2	25.0	1.2	2.0	5.95m	MF MB
SHRA25T1.5R2	25.0	1.5	2.0	5.95m	MF MB MAW
SHRA25T3R3	25.0	3.0	3.0	5.95m	MF MB
SHRA40T2R3	40.0	2.0	3.0	5.95m	MF MB SW
SHA50T1.4	50.0	1.4		3.0m	MF MB MAW
SHRA50T2R3	50.0	2.0	3.0	5.95m	MF MB SW MI
SHA50T3	50.0	3.0		5.95m	MF MB
SHRA50T3R3	50.0	3.0	3.0	5.95m	MF MB MAW MI
SHRA65T2.5R3	65.0	2.5	3.0	5.95m	MF MB
SHRA75T3R3	75.0	3.0	3.0	5.95m	MF MB
SHRA85T2.5R3.5	80.0	2.5	3.5	5.95m	MF MB MAW SW
SHRA90T2R3	90.0	2.0	3.0	5.95m	MF MB MAW
SHA100T3	100.0	3.0		3.0m	MF MI
SHA100T3	100.0	3.0		5.95m	MF MB MAW MI
SHRA120T3R3	120.0	3.0	3.0	5.95m	MF MB MAW
SHA150T3	150.0	3.0		5.95m	MF MB MAW MI

Powdercoated Square / Rectangular Hollow With Screw Holes

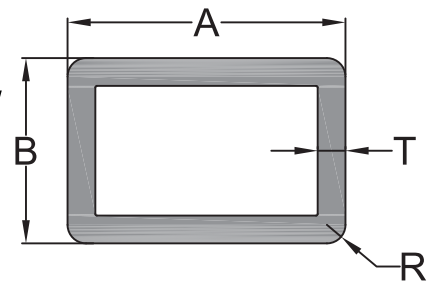


Product Code	A (mm)	B (mm)	T (mm)	R (mm)	Length	* Stocked Colour Options
GM-NEWZ-209	50.0	25.0	4.0		5.97m	MF MB
GM-NEWZ-50	50.0	50.0	2.0	2.0	5.95m	MF MB MAW
GM-NEWZ-49	65.0	65.0	2.0	2.0	5.95m	MF MB MAW MI
GM-NEWZ-48	75.0	75.0	2.5	2.0	5.95m	MF MB MAW MI
GM-NEWZ-47	100.0	100.0	4.0		5.95m	MF MB MAW MI

* Stocked Colour Options:

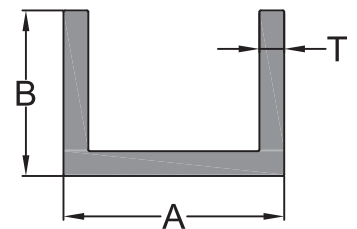
MF	Mill Finish	MB	Matt Black	MI	Matt Ironsand	SW	Signal White	MAW	Matt Appliance White
SA	Silver Anodised	BA	Black Anodised	AW	Antique Wood	DC	Dark Cedar		

Powdercoated Rectangular Hollow Section



Product Code	A (mm)	B (mm)	T (mm)	R (mm)	Length	* Stocked Colour Options				
RHA38B25T1.2	38.0	25.0	1.2		5.95m	MF	MB			
RHA50B25T3	50.0	25.0	3.0		5.97m	MF	MB	MAW		
RHRA65B16T1.2R2	65.0	16.0	1.2	2.0	5.95m	MF	MB	MAW	MI	
RHA75B40T2	75.0	40.0	2.0		5.95m	MF	MB			
RHA76B44T2	76.0	44.0	2.0		5.97m	MF	MB	SW		
RHA80B50T3	80.0	50.0	3.0		5.97m	MF	MB	MI		
RHRA80B50T3R3	80.0	50.0	3.0	3.0	5.95m	MF	MB	MAW	MI	
RHRA100B16T1.4R3	100.0	16.0	1.4	3.0	5.97m	MF	MB	MAW		
RHA100B19.7T1.4	100.0	19.7	1.4		5.95m	MF	MB	MAW	DC	AW
RHA100B44T3	100.0	44.0	3.0		5.95m	MF	MB	MAW	DC	
RHRA100B50T1.6R3	100.0	50.0	1.6	3.0	5.97m	MF	MB	MAW		
RHA100B50T3	100.0	50.0	3.0		5.97m	MF	MB	MI		
RHA120B60T3	120.0	60.0	3.0		5.97m	MF	MB	MAW		

Powdercoated U-Channel Section

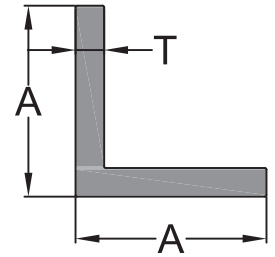


Product Code	A (mm)	B (mm)	T (mm)	Length	* Stocked Colour Options				
CLA20B20T1.6	20.0	20.0	1.6	3.0m	MF	MB	MAW	SA	
CLA25B25T1.5	25.0	25.0	1.5	3.0m	MF	MB	MAW	SA	
CLA30B20T1	30.0	20.0	1.0	6.0m	MF	BA			
CLA36B36T2.5	36.0	36.0	2.5	5.97m	MF	MB	MI	SW	
CLA40B15T3	40.0	15.0	3.0	5.97m	MF	MB			
CLA50B15T3	50.0	15.0	3.0	5.97m	MF	MB	MAW	MI	
CLA50B50T3	50.0	50.0	3.0	5.97m	MF	MB			
CLA50.6B20T1	50.6	20.0	1.0	6.0m	MF	BA			
CLA57B15T3	57.0	15.0	3.0	5.97m	MF	MB	MI		
CLA61B150T4	61.0	150.0	4.0	5.97m	MF	MB	MI		
CLA70B20T1	70.0	20.0	1.0	6.0m	MF	BA			

* Stocked Colour Options:

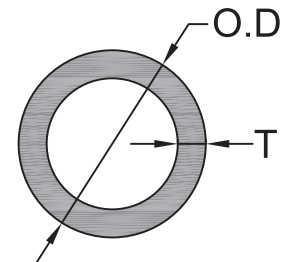
MF	Mill Finish	MB	Matt Black	MI	Matt Ironsand	SW	Signal White	MAW	Matt Appliance White
SA	Silver Anodised	BA	Black Anodised	AW	Antique Wood	DC	Dark Cedar		

Powdercoated Equal Angle Section



Product Code	A (mm)	T (mm)	Length	* Stocked Colour Options		
EAA12T1.6	12.0	1.6	3.0m	MF	MB	SW
EAA16T1.5	16.0	1.5	3.0m	MF	MB	SW
EAA20T1.6	20.0	1.6	3.0m	MF	MB	SW
EAA20T3	20.0	3.0	3.0m	MF	MB	SW
EAA25T1.5	25.0	1.5	3.0m	MF	MB	SW
EAA25T2.5	25.0	2.5	3.0m	MF	MB	SW
EAA25T2.5	25.0	2.5	5.95m	MF	MB	MI
EAA30T1.5	30.0	1.5	3.0m	MF	MB	SW
EAA30T3	30.0	3.0	5.95m	MF	MB	MI
EAA32T1.5	32.0	1.5	3.0m	MF	MB	SW
EAA40T1.6	40.0	1.6	3.0m	MF	MB	SW
EAA50T1.6	50.0	1.6	3.0m	MF	MB	SW
EAA50T3	50.0	3.0	5.95m	MF	MB	MI
EAA50T6	50.0	6.0	5.95m	MF	MB	MI
EAA60T3	60.0	3.0	5.95m	MF	MB	MI

Powdercoated Circular Hollow Section

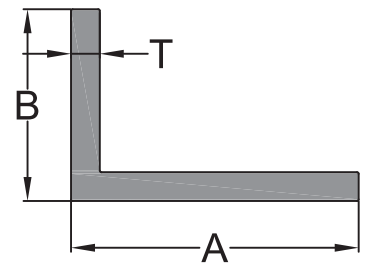


Product Code	O.D. (mm)	T (mm)	Length	* Stocked Colour Options			
RTD16T1.2	16.0	1.2	5.95m	MF	MB	MAW	
RTD19T1.2	19.0	1.2	5.95m	MF	MB	MAW	MI
RTD19T1.6	19.0	1.6	5.95m	MF	MB	MAW	
RTD25T1.2	25.0	1.2	3.0m	MF	MB	MAW	
RTD40T0.9	40.0	0.9	5.95m	MF	MB	SW	MI
RTD49.5T0.8	49.5	0.8	5.20m	MF	MB	SW	

* Stocked Colour Options:

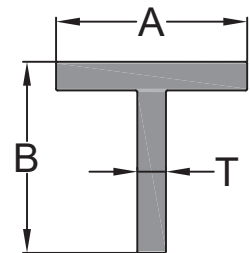
MF	Mill Finish	MB	Matt Black	MI	Matt Ironsand	SW	Signal White	MAW	Matt Appliance White
SA	Silver Anodised	BA	Black Anodised	AW	Antique Wood	DC	Dark Cedar		

Powdercoated Unequal Angle Section



Product Code	A (mm)	B (mm)	T (mm)	Length	* Stocked Colour Options			
UAA20B12T1.6	20.0	12.0	1.6	3.0m	MF	MB	SW	
UAA20B12T3	20.0	12.0	3.0	3.0m	MF	MB	SW	
UAA25B12T1.6	25.0	12.0	1.6	3.0m	MF	MB	SW	
UAA25B20T1.6	25.0	20.0	1.6	3.0m	MF	MB	SW	
UAA32B20T1.5	32.0	20.0	1.5	3.0m	MF	MB	SW	
UAA32B25T3	32.0	25.0	3.0	3.0m	MF	MB	SW	
UAA40B12T1.6	40.0	12.0	1.6	3.0m	MF	MB	MAW	SA
UAA40B20T2	40.0	20.0	2.0	5.97m	MF	MB	SW	
UAA40B20T3	40.0	20.0	3.0	5.97m	MF	MB	SW	
UAA40B25T1.5	40.0	25.0	1.5	5.97m	MF	MB	SW	
UAA40B25T3	40.0	25.0	3.0	5.97m	MF	MB	SW	
UAA40B25T3	40.0	25.0	3.0	5.97m	MF	MB	SW	
UAA50B20T1.6	50.0	20.0	1.6	5.97m	MF	MB	SW	
UAA50B25T1.5	50.0	25.0	1.5	5.97m	MF	MB	SW	
UAA50B25T3	50.0	25.0	3.0	5.97m	MF	MB	SW	
UAA70B25T1.5	70.0	25.0	1.5	3.0m	MF	MB	MAW	SA
UAA70B40T1.6	70.0	40.0	1.6	5.97m	MF	MB	SW	
UAA75B25T1.5	75.0	25.0	1.5	5.97m	MF	MB		
UAA75B25T3	75.0	25.0	3.0	5.97m	MF	MB	SW	
UAA75B50T1.6	75.0	50.0	1.6	5.97m	MF	MB	SW	
UAA75B50T3	75.0	50.0	3.0	5.97m	MF	MB		
UAA100B25T1.8	100.0	25.0	1.8	3.0m	MF	MB	MAW	SA

Powdercoated Tee Bar

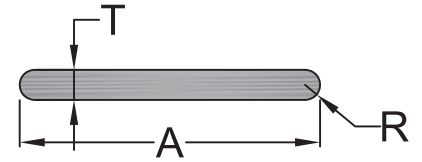


Product Code	A (mm)	B (mm)	T (mm)	Length	* Stocked Colour Options			
TBA43B35T3	43.0	35.0	3.0	5.97	MF	MB	SW	

* Stocked Colour Options:

MF	Mill Finish	MB	Matt Black	MI	Matt Ironsand	SW	Signal White	MAW	Matt Appliance White
SA	Silver Anodised	BA	Black Anodised	AW	Antique Wood	DC	Dark Cedar		

Powdercoated Flat Bar

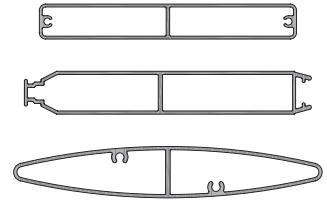


Product Code	A (mm)	T (mm)	Length	* Stocked Colour Options
FBA20T2.8	20.0	2.8	3.0m	MF MB SW
FBA25T3	25.0	3.0	3.0m	MF SW
FBA25T3	25.0	3.0	5.97m	MF MB
FBA32T3	32.0	3.0	3.0m	MF MB SW
FBA50T3	50.0	3.0	5.97m	MF MB
FBA50T10	50.0	10.0	5.97m	MF MB MI
FBA70T10	70.0	10.0	6.0m	MF MB
FBA80T3	80.0	3.0	5.97m	MF MB MAW SA
FBA90T6	90.0	6.0	5.4m	MF MAW DC
FBA90T6	90.0	6.0	5.97m	MF MAW
FBA100T3	100.0	3.0	5.97m	MF MB MAW SA
FBA125T3	125.0	3.0	5.97m	MF MB MAW SA

* Stocked Colour Options:

MF Mill Finish	MB Matt Black	MI Matt Ironsand	SW Signal White	MAW Matt Appliance White
SA Silver Anodised	BA Black Anodised	AW Antique Wood	DC Dark Cedar	

Powdercoated Louvre Blades & Slats

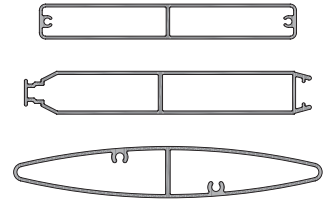


Profile Drawing	Product Code	Overall Size	Length	* Stocked Colour Options
	GM-NEWZ-95	45x10mm	5.97m	
	GM-NEWZ-96	50x10mm	5.97m	MF
	GM-NEWZ-07	91x10mm	5.97m	MF
	GM-NEWZ-04	65x16mm	5.97m	MF, MB, MAW, DC
	GM-NEWZ-61	65x16mm	5.97m	MF, MB, MAW, MI
	GM-NEWZ-09	90x16mm	5.97m	MF
	GM-NEWZ-59	100x19.7mm	5.97m	MF, AW
	GM-NEWZ-60	100x19.7mm	5.97m	MB, MI, MAW, DC, AW

* Stocked Colour Options:

MF	Mill Finish	MB	Matt Black	MI	Matt Ironsand	SW	Signal White	MAW	Matt Appliance White
SA	Silver Anodised	BA	Black Anodised	AW	Antique Wood	DC	Dark Cedar		

Powdercoated Louvre Blades & Slats

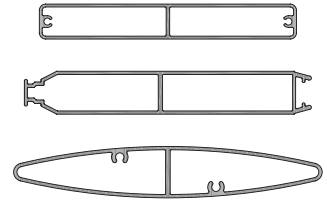


Profile Drawing	Product Code	Overall Size	Length	* Stocked Colour Options
	GM-NEWZ-93	115x17mm	5.97m	MF
	GM-NEWZ-94	125x17mm	5.97m	MF
	GM-NEWZ-05	107x16mm	5.97m	MF, MB, MI, MAW, DC, AW
	GM-WL-04	153x16mm	5.97m	MB, MAW
	GM-NEWZ-51	50x30mm	5.97m	MB, DC, AW
	GM-NEWZ-54	50x50mm	5.97m	MF, MB, DC, AW
	GM-NEWZ-52	70x30mm	5.97m	MF, MB, DC, AW
	GM-NEWZ-55	100x50mm	5.97m	MF, MB, MAW, DC, AW

* Stocked Colour Options:

MF	Mill Finish	MB	Matt Black	MI	Matt Ironsand	SW	Signal White	MAW	Matt Appliance White
SA	Silver Anodised	BA	Black Anodised	AW	Antique Wood	DC	Dark Cedar		

Powdercoated Louvre Blades & Slats

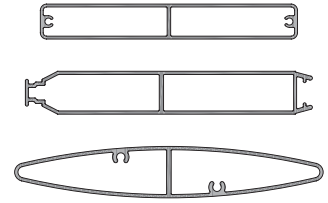


Profile Drawing	Product Code	Overall Size	Length	* Stocked Colour Options
	GM-NEWZ-50	50x50mm	5.97m	<input type="checkbox"/> MF <input checked="" type="checkbox"/> MB <input type="checkbox"/> MAW <input type="checkbox"/> MI
	GM-NEWZ-50x3R	50x50mm	5.97m	<input type="checkbox"/> MF <input checked="" type="checkbox"/> MB <input type="checkbox"/> MAW <input type="checkbox"/> MI
	GM-NEWZ-97	80x50mm	5.97m	<input type="checkbox"/> MF <input checked="" type="checkbox"/> MB <input type="checkbox"/> MAW <input type="checkbox"/> MI <input type="checkbox"/> DC
	GM-NEWZ-120	100x50mm	5.97m	<input type="checkbox"/> MF <input checked="" type="checkbox"/> MB <input type="checkbox"/> MI
	GM-NEWZ-98	150x50mm	5.97m	<input type="checkbox"/> MF <input checked="" type="checkbox"/> MB <input type="checkbox"/> MI
	GM-NEWZ-101	200x50mm	5.97m	<input type="checkbox"/> MF <input checked="" type="checkbox"/> MB <input type="checkbox"/> MI
	GM-NEWZ-100	250x50mm	5.97m	<input type="checkbox"/> MF <input checked="" type="checkbox"/> MB <input type="checkbox"/> MI
	GM-NEWZ-131	300x50mm	5.97m	<input type="checkbox"/> MF <input checked="" type="checkbox"/> MB <input type="checkbox"/> MI

* Stocked Colour Options:

<input type="checkbox"/> MF Mill Finish	<input checked="" type="checkbox"/> MB Matt Black	<input type="checkbox"/> MI Matt Ironsand	<input type="checkbox"/> SW Signal White	<input type="checkbox"/> MAW Matt Appliance White
<input type="checkbox"/> SA Silver Anodised	<input type="checkbox"/> BA Black Anodised	<input type="checkbox"/> AW Antique Wood	<input type="checkbox"/> DC Dark Cedar	

Powdercoated Louvre Blades & Slats

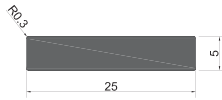
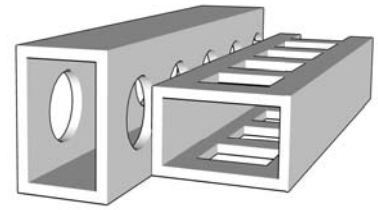


Profile Drawing	Product Code	Overall Size	Length	* Stocked Colour Options
	GM-NEWZ-65	120x12.4mm	5.97m	MF
	GM-NEWZ-06	120x20mm	5.97m	MF, MB, MAW, MI
	GM-NEWZ-70	150x23mm	5.97m	MF, MB, MI
	GM-NEWZ-102	200x34.5mm	5.97m	MF, MB, MI
	GM-NEWZ-142	80x20mm	5.97m	MF, MB, MI
	GM-NEWZ-143	160x20mm	5.97m	MF, MB, MI, MAW
	GM-NEWZ-181	100x30mm	5.97m	MF, MB, MI
	GM-NEWZ-182	150x30mm	5.97m	MF, MB, MI

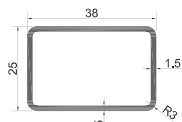
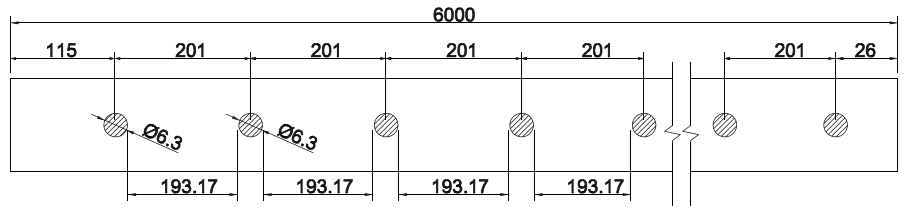
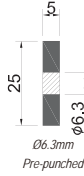
* Stocked Colour Options:

MF	Mill Finish	MB	Matt Black	MI	Matt Ironsand	SW	Signal White	MAW	Matt Appliance White
SA	Silver Anodised	BA	Black Anodised	AW	Antique Wood	DC	Dark Cedar		

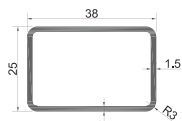
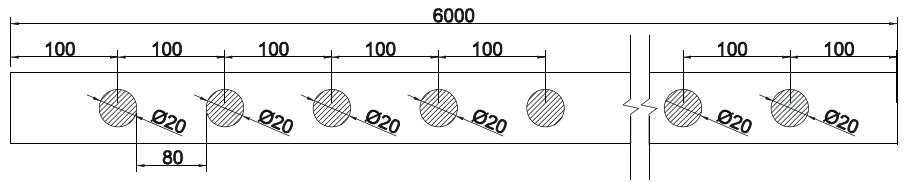
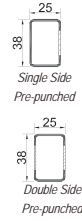
Pre-Punched Sections



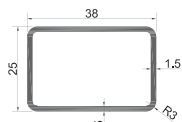
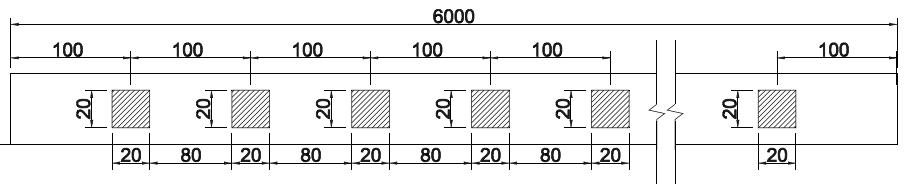
GM-NEWZ-25x5LB
 Ø6.3mm Round Hole
 Weight: 0.356kg/m



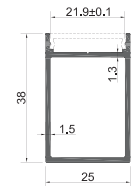
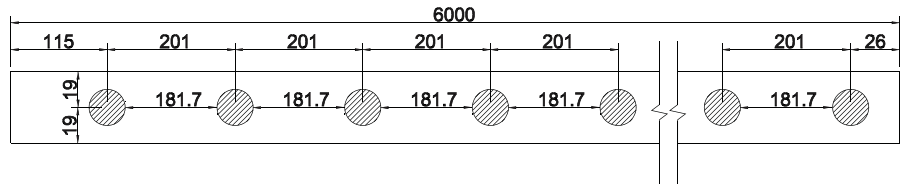
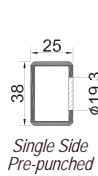
GM-NEWZ-38x25x1.5R
 Ø20mm Round Hole
 Weight: 0.523kg/m



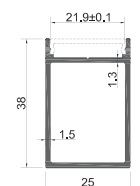
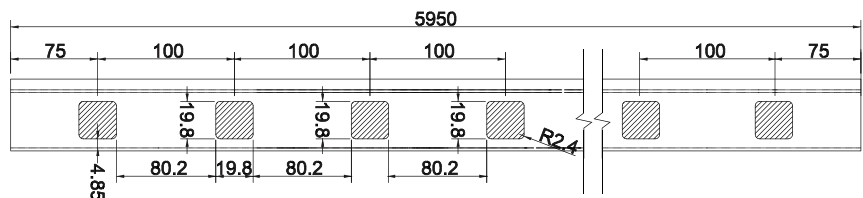
GM-NEWZ-38x25x1.5R
 20mm Square Hole
 Weight: 0.523kg/m



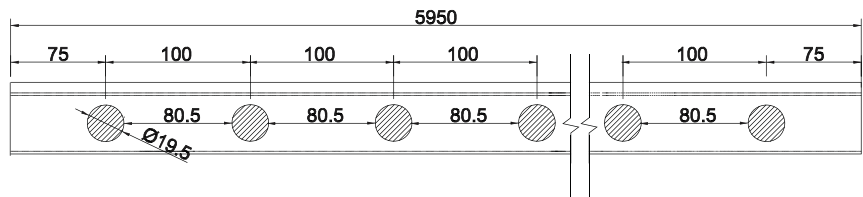
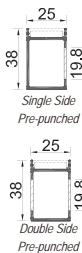
GM-NEWZ-38x25x1.5R
 Ø20mm Round Hole
 Weight: 0.500kg/m



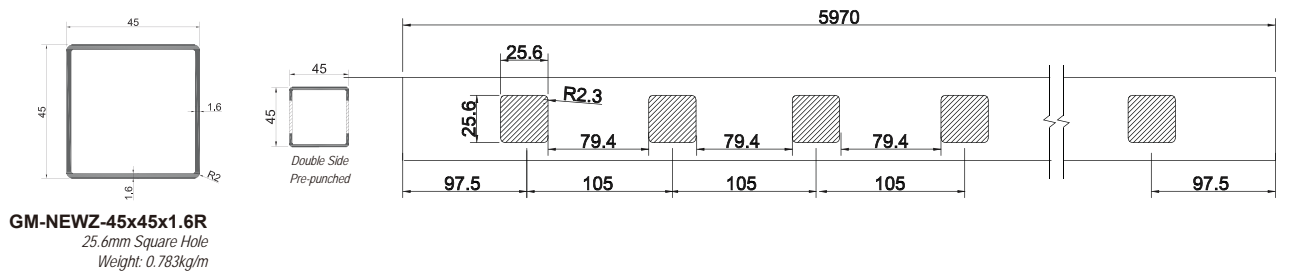
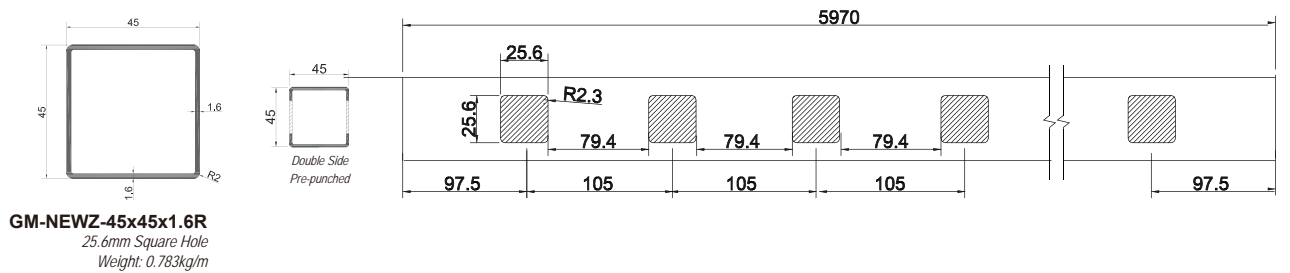
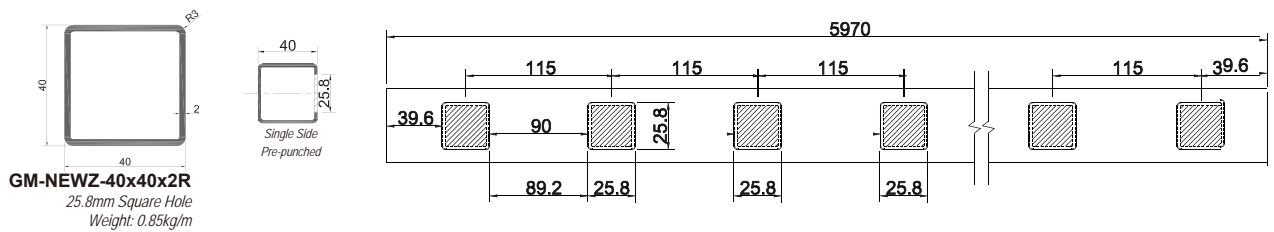
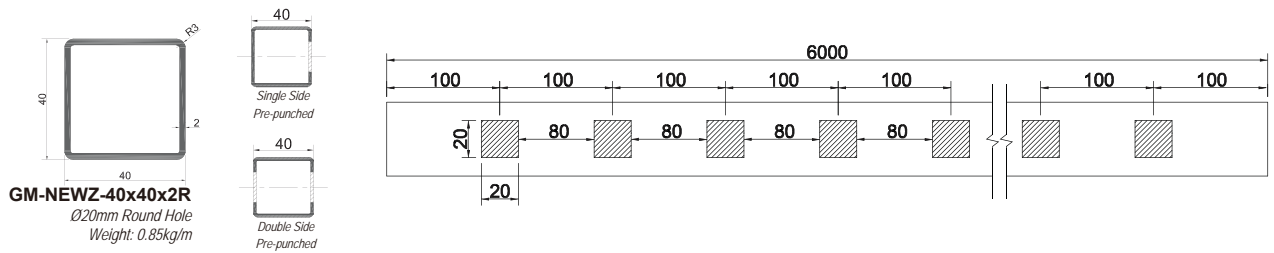
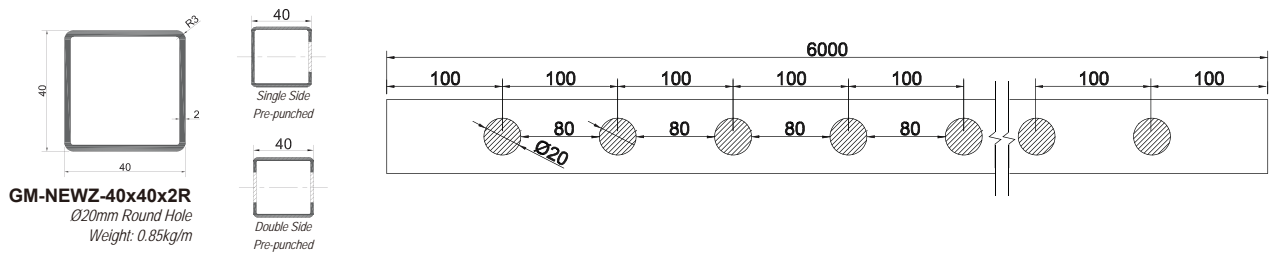
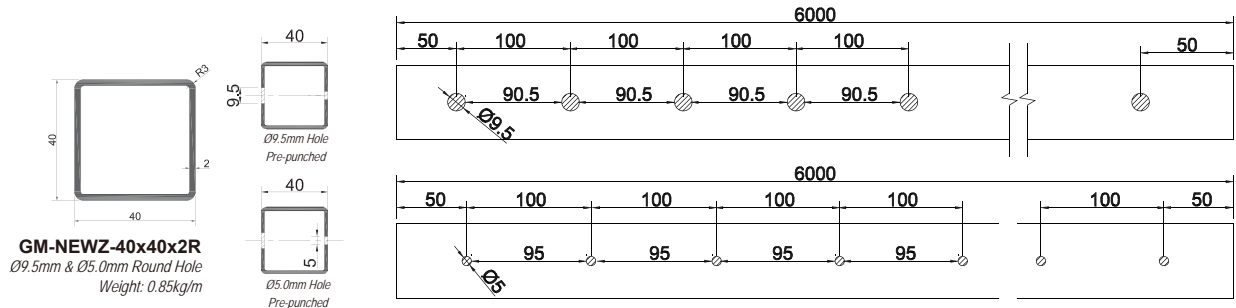
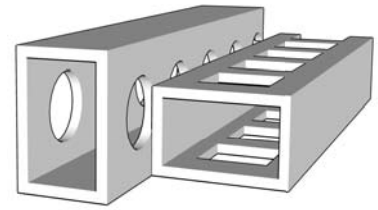
GM-NEWZ-68
 20mm Square Hole
 Weight: 0.50kg/m



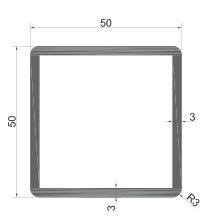
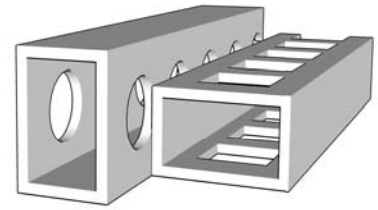
GM-NEWZ-68
 Ø20mm Round Hole
 Weight: 0.50kg/m



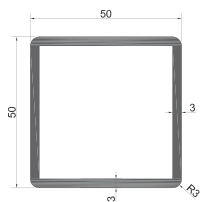
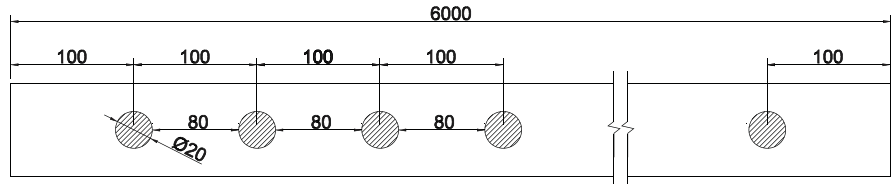
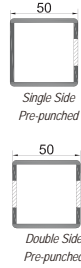
Pre-Punched Sections



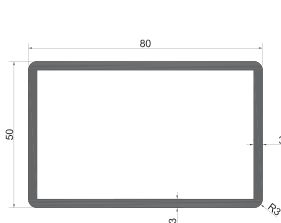
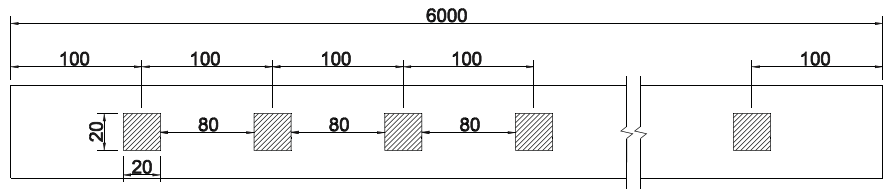
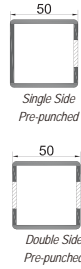
Pre-Punched Sections



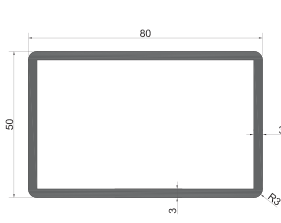
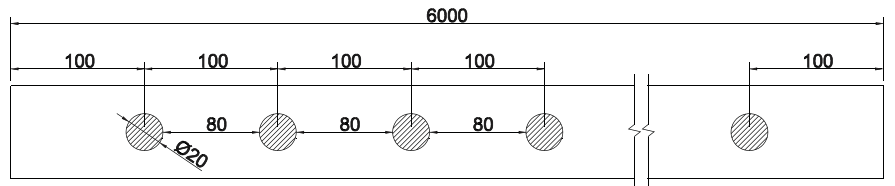
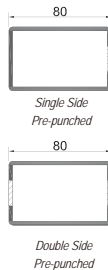
GM-NEWZ-50x50x3R
 Ø20mm Round Hole
 Weight: 1.67kg/m



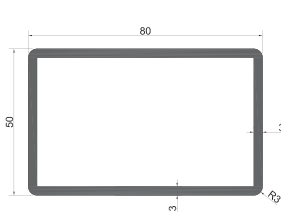
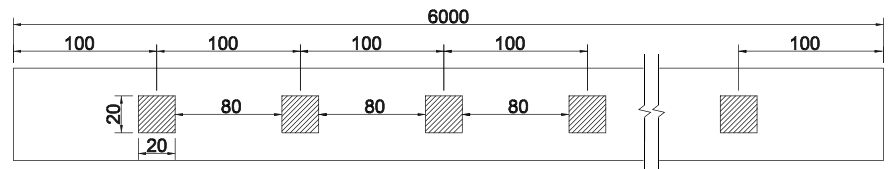
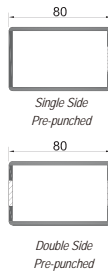
GM-NEWZ-50x50x3R
 20mm Square Hole
 Weight: 1.585kg/m



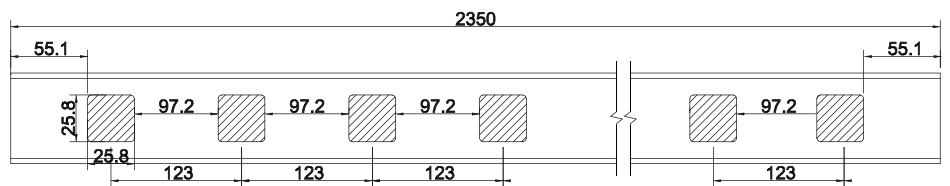
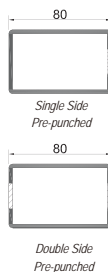
WZ-80x50x3R
 Ø20mm Round Hole
 Weight: 2.21kg/m



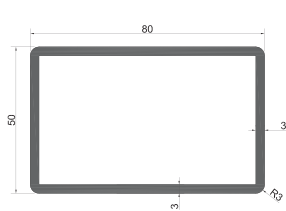
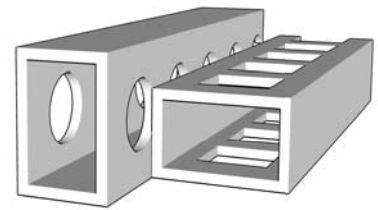
WZ-80x50x3R
 20mm Square Hole
 Weight: 2.21kg/m



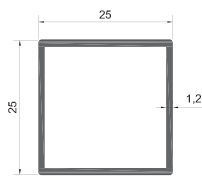
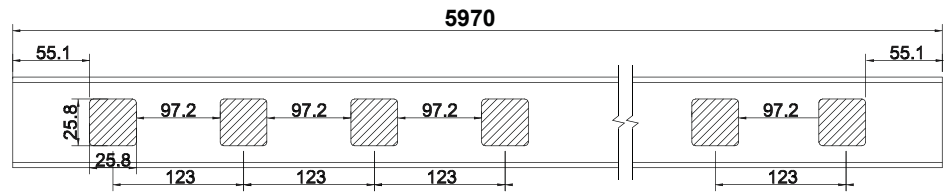
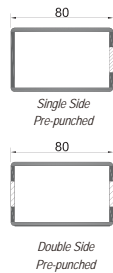
WZ-80x50x3R
 25.8mm Square Hole
 Weight: 2.100kg/m



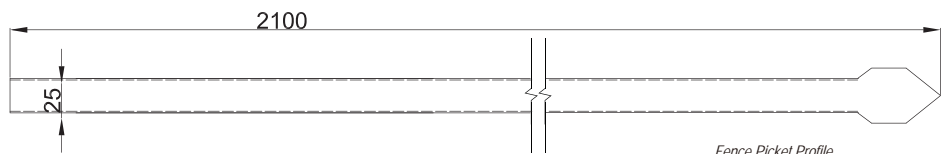
Pre-Punched Sections



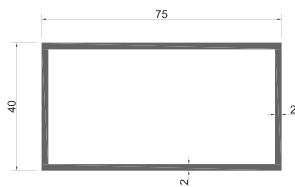
WZ-80x50x3R
25.8mm Square Hole
Weight: 2.100kg/m



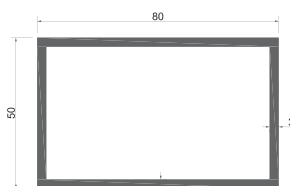
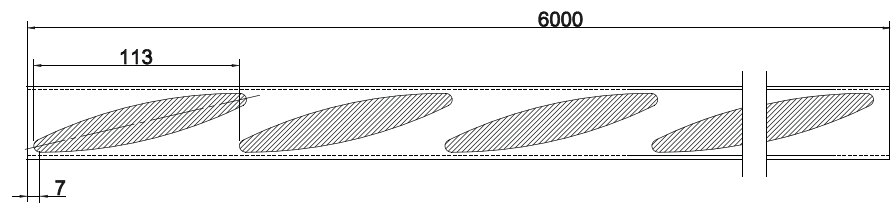
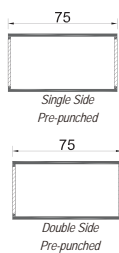
SHARA25T1.2R
25x25x1.2R2L2.1mm Square Hollow




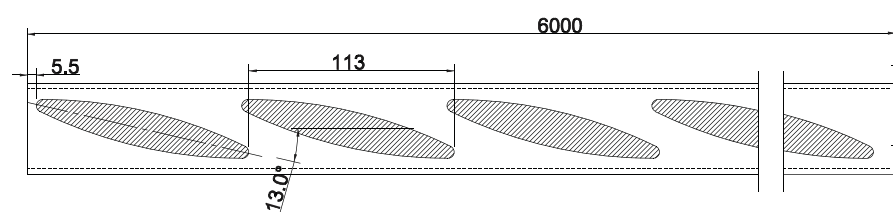
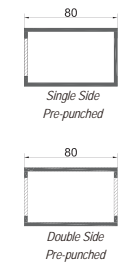
Fence Picket Profile
Fit WZ-80x50x3R Punched



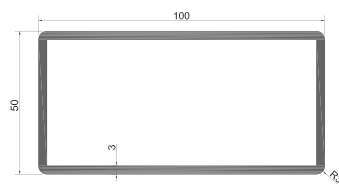
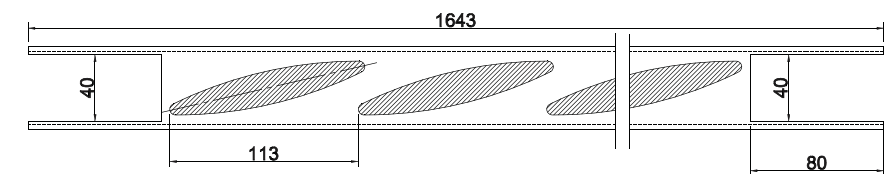
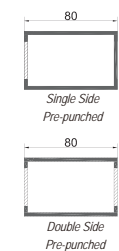
GM-NEWZ-75x40x2
GM-NEWZ-06 Hole
Weight: 1.265kg/m



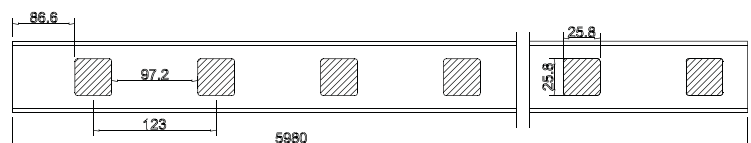
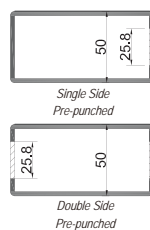
GM-NEWZ-80x50x3
GM-NEWZ-06 Hole
Weight: 2.33kg/m



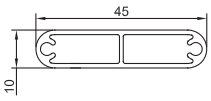
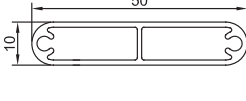
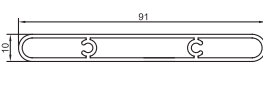

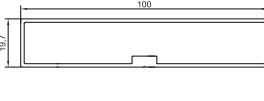
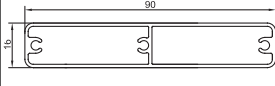


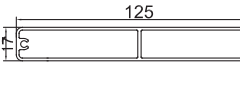
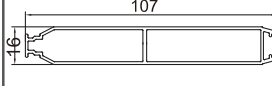
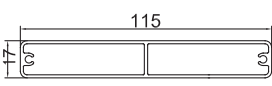
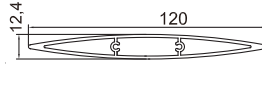
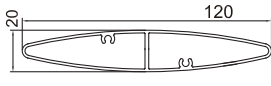
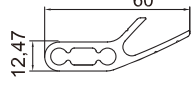
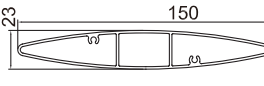
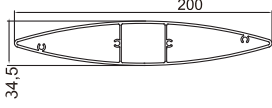
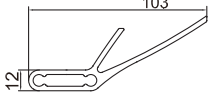
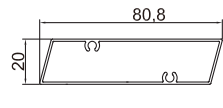
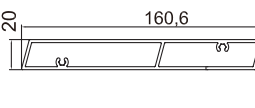
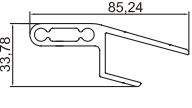
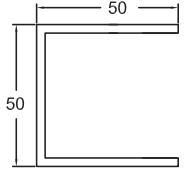
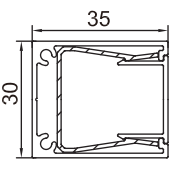
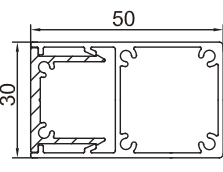
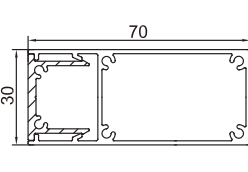
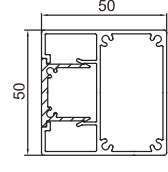
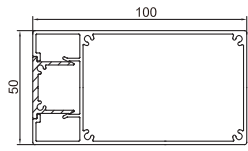
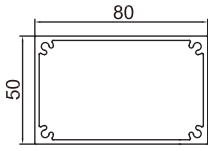
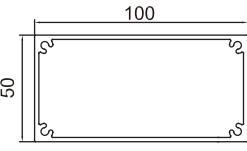
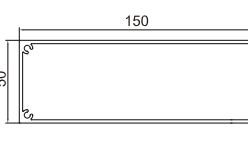
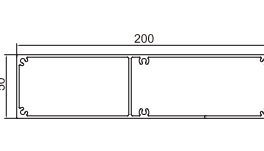
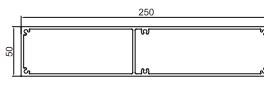
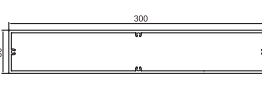

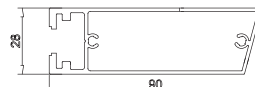
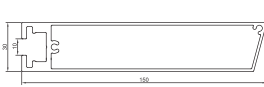
GM-NEWZ-80x50x3
GM-NEWZ-06 Hole
Weight: 2.12kg/m



GM-NEWZ-100x50x3R
25.8mm Square Hole
Weight: 2.44kg/m



Fence, Gate, Balustrade & Louvre System Profiles

									
Product Code	GM-NEWZ-95	Product Code	GM-NEWZ-96	Product Code	GM-NEWZ-07	Product Code	GM-NEWZ-59	Product Code	GM-NEWZ-60
Weight (Kg/m)	0.410	Weight (Kg/m)	0.420	Weight (Kg/m)	0.880	Weight (Kg/m)	0.880	Weight (Kg/m)	0.930
									
Product Code	GM-NEWZ-09	Product Code	GM-NEWZ-04	Product Code	GM-NEWZ-61	Product Code	GM-NEWZ-94	Product Code	GM-NEWZ-05
Weight (Kg/m)	0.860	Weight (Kg/m)	0.650	Weight (Kg/m)	0.690	Weight (Kg/m)	1.250	Weight (Kg/m)	1.100
									
Product Code	GM-NEWZ-93	Product Code	GM-NEWZ-65	Product Code	GM-NEWZ-06	Product Code	GM-NEWZ-71	Product Code	GM-NEWZ-70
Weight (Kg/m)	1.160	Weight (Kg/m)	1.170	Weight (Kg/m)	1.090	Weight (Kg/m)	1.080	Weight (Kg/m)	1.340
									
Product Code	GM-NEWZ-102	Product Code	GM-NEWZ-130	Product Code	GM-NEWZ-142	Product Code	GM-NEWZ-143	Product Code	GM-NEWZ-144
Weight (Kg/m)	1.053	Weight (Kg/m)	0.510	Weight (Kg/m)	0.610	Weight (Kg/m)	2.210	Weight (Kg/m)	1.450
									
Product Code	CLSA50B50T3	Product Code	GM-NEWZ-56 & 57 & 58	Product Code	GM-NEWZ-51 & 53	Product Code	GM-NEWZ-52 & 53	Product Code	GM-NEWZ-54 & 53
Weight (Kg/m)	1.219	Weight (Kg/m)	0.770	Weight (Kg/m)	1.070	Weight (Kg/m)	1.220	Weight (Kg/m)	1.480
									
Product Code	GM-NEWZ-55 & 53	Product Code	GM-NEWZ-97	Product Code	NEWZ120	Product Code	GM-NEWZ-98	Product Code	GM-NEWZ-101
Weight (Kg/m)	1.910	Weight (Kg/m)	1.680	Weight (Kg/m)	1.910	Weight (Kg/m)	2.480	Weight (Kg/m)	3.460
									
Product Code	GM-NEWZ-100	Product Code	GM-NEWZ-131	Product Code	RHA200B75T3	Product Code	GM-NEWZ-181	Product Code	GM-NEWZ-182
Weight (Kg/m)	4.840	Weight (Kg/m)	5.750	Weight (Kg/m)	4.600	Weight (Kg/m)	1.210	Weight (Kg/m)	2.155

Fence, Gate, Balustrade & Louvre System Profiles

Product Code GM-NEWZ-183	Product Code GM-NEWZ-181 End Cap	Product Code GM-NEWZ-182 End Cap	Product Code GM-NEWZ-184	Product Code SHA50T2.0
Weight (Kg/m) 0.05	Weight (Kg/m) 0.011	Weight (Kg/m) 0.018	Weight (Kg/m) 4.690	Weight (Kg/m) 1.094
Product Code SHS45T1.6Punch	Product Code SHARA25T1.5R2L2	Product Code 19x19x1.2R	Product Code 25x25x1.5R	Product Code GM-NEWZ-127
Weight (Kg/m) 0.783	Weight (Kg/m) 0.393	Weight (Kg/m) 0.235	Weight (Kg/m) 0.393	Weight (Kg/m) 0.497
Product Code RHA125B30T2.5	Product Code RHA150B30T2.5	Product Code RHA80B50T3	Product Code D19x1.6	Product Code 30x30x3JL
Weight (Kg/m) 2.138	Weight (Kg/m) 2.494	Weight (Kg/m) 2.120	Weight (Kg/m) 0.103	Weight (Kg/m) 0.487
Product Code GM-NEWZ-Y13014	Product Code GM-NEWZ-Y13015	Product Code GM-NEWZ-Y13017/18/19	Product Code GM-NEWZ-Y13021/18/19	Product Code GM-NEWZ-Y13016
Weight (Kg/m) 2.920	Weight (Kg/m) 2.660	Weight (Kg/m) Balustrade Round Hand Rail	Weight (Kg/m) Balustrade Square Hand Rail	Weight (Kg/m) 4.930
Product Code GM-NEWZ-Y13016 End Cap	Product Code GM-NEWZ-Y13016 Screw	Product Code Round Hand Rail End Cap	Product Code Square Hand Rail End Cap	Product Code GM-100x100x10 Flange Plate
Weight (Kg/m)	Weight (Kg/m)	Weight (Kg/m)	Weight (Kg/m)	Weight (Kg/m)
Product Code GM-NEWZ-Y13013	Product Code GM-NEWZ-Y13013	Product Code Glass Support Bracket	Product Code GM-NEWZ-90x80x10.4JL	Product Code GM-NEWZ-90x80x10.4JL
Weight (Kg/m) 13.600	Description Fabrication Drawing	Description Glass Support Bracket	Description Wall Edge Angle Bracket	Weight (Kg/m) Fabrication Drawing
Product Code GM-NEWZ-Y13041/42	Product Code GM-NEWZ-Y13042	Product Code GM-NEWZ-Y13043	Product Code GM-NEWZ-Y13044	Product Code GM-NEWZ-Y13045
Description 50mm Post	Description 50mm Post	Description 50x18mm Picket Profile	Description 50x25mm Horizontal Rail	Description 100mm Flange Plate

Fence, Gate, Balustrade & Louvre System Profiles

Product Code: GM-NEWZ-Y13046/47	Product Code: GM-NEWZ-Y13046/48	Product Code: GM-25X12.4X2	Product Code: GM-NEWZ-Y13049	Product Code: GM-NEWZ-Y13050
Description: Fence Round Hand Rail	Description: Fence Square Hand Rail	Description: Angle Bracket Fabrication	Description: 25mm Picket Profile	Description: 40x25mm Bottom Rail
Product Code: GM-NEWZ-69	Product Code: GM-NEWZ-Y13051	Product Code: GM-NEWZ-Y13052	Product Code: DLX-10	Product Code: GM-WL-01 Flange
Description: GM-NEWZ-Y13050 Cover Plate	Description: Wall Edge Ext Profile	Description: Wall Edge Int Profile	Description: 60x20 Picket Profile	Description: WPC Fence Post Flange Base
Product Code: GM-WL-01	Product Code: GM-WL-02	Product Code: GM-WL-03	Product Code: GM-WL-12	Product Code: GM-WL-11
Description: WPC Fence 70mm Post	Description: WPC Fence Post Cover Plate	Description: WPC Fence Top / Bottom Rails	Description: WPC Fence Rail Bracket	Description: WPC Gate Frame
Product Code: GM-WL-13	Product Code: GM-WL-14	Product Code: GS90H20F	Product Code: GS157H20F	Product Code: GS157H20C
Description: 25mm WPC Board Spacer	Description: 10mm WPC Board Spacer	Description: 90mm WPC Flat Board	Description: 150mm WPC Flat Board	Description: 150mm WPC Corrugate Board
Product Code: GS197H20F	Product Code: GM-WL-15	Product Code: GM-WL-15	Product Code: GM-WL-15	Product Code: GM-WL-15
Description: 197mm WPC Flat Board	Description: Slim Aluminium Patten #1	Description: Slim Aluminium Patten #2	Description: Slim Aluminium Patten #3	Description: Slim Aluminium Patten #4
Product Code: GM-WL-15	Product Code: GM-WL-16	Product Code: GM-WL-16	Product Code: GM-PKM-5511	Product Code: GM-NEWZ-179
Description: Slim Aluminium Patten #5	Description: Wide Aluminium Patten #1	Description: Wide Aluminium Patten #2	Description: Gate Frame Corner Stake	Description: Round LED Hand Rail
Product Code: GM-NEWZ-180	Product Code: GM-NEWZ-194	Product Code: GM-NEWZ-195	Product Code: GM-NEWZ-40x40x2	Product Code: GM-NEWZ-153
Description: Round Hand Rail Cover Plate	Description: Square LED Hand Rail	Description: Square Hand Rail Cover Plate	Description: 40x40 Rail Profile	Description: Gate Frame Profile

Fence, Gate, Balustrade & Louvre System Profiles

Product Code	GM-NEWZ-186	Product Code	GM-NEWZ-123	Product Code	SL-77	Product Code	GM-KPM-122	Product Code	GM-NEWZ-133
Description	Gate Frame Profile 2	Weight (Kg/m)	5.570	Weight (Kg/m)		Weight (Kg/m)	2.640	Weight (Kg/m)	2.673
Product Code	SL-149	Product Code	GM-NEWZ-58x65x3.5U	Product Code	GM-NEWZ-121	Product Code	GM-NEWZ-145	Product Code	GM-KPM-5511
Weight (Kg/m)	3.000	Weight (Kg/m)	1.870	Weight (Kg/m)	1.730	Weight (Kg/m)	4.480	Weight (Kg/m)	5.970
Product Code	GM-NEWZ-134	Product Code	GM-NEWZ-135	Product Code	Louvre Roller	Product Code	SL-157	Product Code	SL-155
Weight (Kg/m)	2.686	Weight (Kg/m)	0.720	Weight (Kg/m)		Weight (Kg/m)	2.290	Weight (Kg/m)	6.130
Product Code	SL-156	Product Code	GM-WL-19	Product Code	NEWZ-17	Product Code	NEWZ-18	Product Code	WL-04
Weight (Kg/m)	3.240	Description	WPC Fence 100mm Post	Description	100x20mm Fence Slat	Description	150x20mm Fence Slat	Description	153x16mm Fence Slat

Driveway Gate Hardware Range

Product Code SL263-HT1U80R10	Product Code SL328-HD1U80R10	Product Code SL287-HF2U80XWR10	Product Code SL282-ZCL5*-A
Description Ø78mm - Sliding Gate Wheel - U Groove	Description Ø78mm - Sliding Gate Wheel - U Groove	Description Ø78mm - Sliding Gate Wheel - U Groove	Description 5" - Ø123mm - Swivel Gate Castor
Product Code SL272-CT03C	Product Code SL284-CT01E	Product Code SL285-CTPJ02A	Product Code SL264-HT1U80R10
Description Sliding Gate Nylon Gear Rack - 1.0m	Description Sliding Gate Steel Gear Rack - 1.0m	Description Steel Gear Rack Fixing Bracket	Description Bolt-down Sliding Track
Product Code SL197	Product Code SL288-HGR10W0.5M	Product Code SL266-HGDR10	Product Code SL314-QT01A
Description Silence Sliding Track	Description Bolt-down Sliding Track - Curved	Description In-ground Sliding Track	Description In-ground Sliding Track Connector
Product Code SL318	Product Code SL316-KJ07A	Product Code SL277-KJ13A	Product Code SL278-KJ13A.02
Description Anchor Expansion Rivet - M6 x 50mm	Description Sliding Gate Roller Guide With Bracket	Description Adjustable Roller Guide With Bracket	Description Adjustable Roller Guide With Bracket
Product Code SL290-KJ05A	Product Code SL275-KJ05B.01	Product Code SL276-KJ05B.02	Product Code SL267-MX02B
Description Sliding Gate Roller Guide with Bracket	Description Sliding Gate Roller Guide with Bracket	Description Sliding Gate Roller Guide with Bracket	Description Swing Gate Stopper with Rubber
Product Code SL268-MX02A	Product Code SL279-MD05A	Product Code SL315-ZDMD01A	Product Code SL286-JL129A
Description Sliding Gate Stopper with Base Plate	Description Adjustable Gate End Stop	Description Adjustable Sliding Gate End Stop	Description Folding Gate Hinge
Product Code SL289-JL79D	Product Code SL289-JL118A	Product Code SL273-JL29B	Product Code SL270-JCX53L
Description Swing Gate Adjustable Hinge	Description Estate Gate Adjustable Hinge - HD	Description Swing Gate Adjustable Hinge	Description Safety Gate Latch - Left Side Open

Driveway Gate Hardware Range

			
Product Code	Product Code	Product Code	Product Code
Description	Description	Description	Description
			
Product Code	Product Code	Product Code	Product Code
Description	Description	Description	Description
			
Product Code	Product Code	Product Code	Product Code
Description	Description	Description	Description
			
Product Code	Product Code	Product Code	Product Code
Description	Description	Description	Description
			
Product Code			
Description			

A3 Canopy System Profiles

Product Code GM-NEWZ-Y13005	Product Code GM-NEWZ-Y13006	Product Code GM-NEWZ-Y13008	Product Code GM-NEWZ-Y13065	Product Code GM-NEWZ-Y13007
Description A3 - Premium Frame	Description A3 - Standard Frame	Description A3 - Side Frame	Description A3 - 2-way Slot Side Frame	Description A3 - Wall Edge
Product Code GM-NEWZ-95x3.5LB	Product Code GM-NEWZ-Y13072	Product Code SL-449	Product Code GM-NEWZ-Y13001	Product Code GM-NEWZ-Y13002
Description A3 - Wall Edge End Cap	Description A3 - Wall Edge with Slot	Description Y13072 End Cap	Description A3 - Pillar	Description A3 - Pillar Cap
Product Code GM-NEWZ-Y13009	Product Code GM-NEWZ-Y13003	Product Code GM-NEWZ-Y13004	Product Code GM-NEWZ-Y13025	Product Code GM-NEWZ-Y13026
Description A3 - Frame Support Bar	Description A3 - Flat Top Beam	Description A3 - Bottom Jointer (Style 1)	Description A3 - Bottom Jointer (Style 2)	Description A3 - Pillar - New Style
Product Code GM-NEWZ-Y3039	Product Code GM-NEWZ-Y13038	Product Code GM-NEWZ-Y13011	Product Code GM-NEWZ-Y13012	Product Code Gutter End Cap
Description A3 - Drop Cover	Description A3 - Window Shed Main Beam	Description A3 - Straight Edge Gutter	Description A3 - Radius Edge Gutter	Description
Product Code GM-NEWZ-Y13023	Product Code GM-NEWZ-Y13022	Product Code GM-NEWZ-Y13024	Product Code GM-NEWZ-Y13010	Product Code SL-122
Description A3 - Top Beam Ferrule	Description A3 - Frame Extended Pillar	Description A3 - Side Frame Ext Ferrule	Description A3 - Gutter Ferrule	Description A3 Gutter Corner Connector
Product Code SL-120	Product Code SL-134	Product Code SL-145	Product Code SL-148	Product Code SL-149
Description A3 Canopy Flat Jointer	Description 90° 600x500mm Connector	Description A3 Canopy Top Beam Cap	Description Wall Connector Cover	Description Wall Connector
Product Code	Product Code	Product Code		
Description Mounting Screw Ø9.4x106mm	Description Screw Wall Plug	Description Hex Screw Hole Cap		

A5 Canopy System Profiles

Product Code: GM-NEWZ-Y13060 Description: A5 - Strengthen Frame	Product Code: GM-NEWZ-Y13062 Description: A5 - Side Frame	Product Code: GM-80x80x2.5R Description: A5 - 80mm Post	Product Code: GM-NEWZ-Y13059 Description: A5 - Wall Edge & End Cap	Product Code: GM-NEWZ-Y13061 Description: A5 - Frame Support Bar
Product Code: GM-NEWZ-Y13071 Description: A5 - Wall Edge with Slot	Product Code: SL-448 Description: Y13071 End Cap	Product Code: GM-NEWZ-Y13063 Description: A5 - Straight Edge Gutter	Product Code: GM-NEWZ-Y13064 Description: A5 - Radius Edge Gutter	Product Code: GM-JZMB-71A5 Description: A5 - Gutter End Cap
Product Code: RHA76B44T2 Description: A5 - Side Horizontal Rail	Product Code: GM-NEWZ-Y13058 Description: A5 - Bottom Jointer	Product Code: SL-261 Description: A5 Canopy Flat Jointer	Product Code: SL-134 Description: 90° 600x500mm Connector	








A8 Canopy System Profiles

Product Code: GM-NEWZ-48 Description: A8 - 75mm Strengthen Pillar	Product Code: GM-NEWZ-Y13028 Description: A8 - Strengthen Girder	Product Code: GM-NEWZ-Y13029 & 13030 Description: A8 - Strengthen Girder	Product Code: GM-NEWZ-Y13032 Description: A8 - Strengthen Side Girder	Product Code: GM-NEWZ-Y13031 & End Cap Description: A8 - Reinforce Fixed Wall Eaves
Product Code: GM-NEWZ-Y13066 Description: A8 - Strengthen Girder	Product Code: GM-NEWZ-Y13027 Description: A8 - Girder Ferrule	Product Code: GM-NEWZ-Y13033 Description: A8 - Straight Support Bar	Product Code: GM-NEWZ-Y13034 Description: A8 - Strengthen Sink Front	Product Code: GM-NEWZ-Y13037 Description: A8 - Front Gutter Ferrule
Product Code: GM-NEWZ-Y13040 Description: A8 - 100mm Post Jointer	Product Code: GM-NEWZ-Y13036 Description: A8 - Bottom Jointer	Product Code: GM-NEWZ-Y13035 Description: A8 - Strengthen Gutter	Product Code: Gutter End Cap Description: Gutter End Cap	Product Code: SL-146 Description: A8 Canopy Flat Jointer

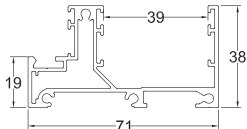
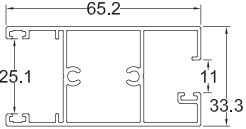
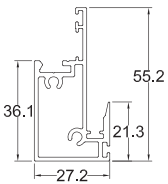
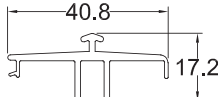
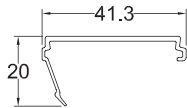
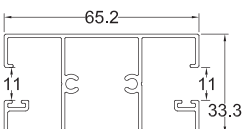
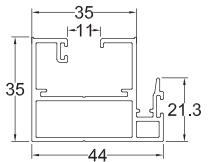
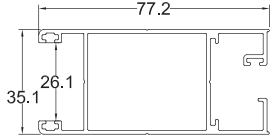
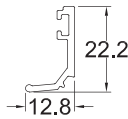
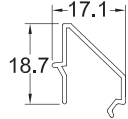
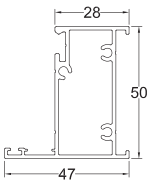
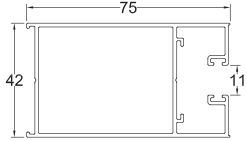
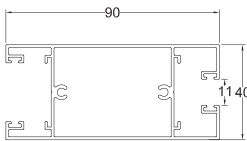
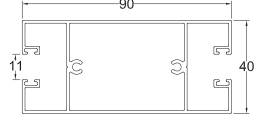
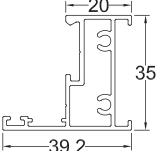
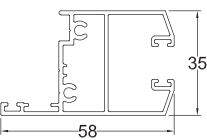
Canopy System Components & Accessories

Product Code GM-NEWZ-Y13056	Product Code GM-NEWZ-Y13057	Product Code GM-NEWZ-Y13069	Product Code GM-NEWZ-Y13070	Product Code GM-NEWZ-D40x0.9
Description Universal Side Post	Description Universal Board Holder	Description Universal Top Beam Pivot Slot	Description Universal Top Beam Pivot Pin	Description Universal Ø40mm Drain Pipe
Product Code GM-D49.5x0.8	Product Code GM-NEWZ-117	Product Code GM-NEWZ-191	Product Code GM-NEWZ-118	Product Code R19
Description Universal Ø50mm Drain Pipe	Description 4.2mm PC Board Base	Description 4.2mm PC Board Side Base	Description 4.2mm PC Board Top Clip	Description Cap Strip for NEWZ-117/118
Product Code RS1	Product Code RS2	Product Code RS3	Product Code HEX Head M8x16	Product Code PAN Head Self-drill M4x16
Description Universal Rubber Strip #1	Description Universal Rubber Strip #2	Description Universal Rubber Strip #3	Description 304 SS Hex Bolt	Description 304 SS Pan Head Screw
Product Code GM-NEWZ-171	Product Code GM-NEWZ-172	Product Code GM-NEWZ-173	Product Code GM-NEWZ-174	Product Code GM-NEWZ-175
Description Roller Blinds Bottom Rail	Description Roller Blinds Bottom Rail Cover	Description Roller Blinds Headbox Profile	Description Roller Blinds Guide Channel	Description Roller Blinds Guide Cover
Product Code PC Endurance Board	Product Code SL-254	Product Code SL-256	Product Code SL-255	Product Code SL-114
Description 2.0mm / 3.0mm	Description Ø50mm Pipe Corner Connector	Description Ø50mm Pipe Clamp	Description Ø50mm Pipe Flange	Description Ø40mm Pipe Corner Connector
Product Code SL-116	Product Code SL-115	Product Code SL-212	Product Code SL-207	Product Code SL-209
Description Ø40mm Pipe Clamp	Description Ø40mm Pipe Flange	Description 100mm Corner Joints	Description 120mm Corner Joints	Description 100mm Straight Joints
Product Code SL-210	Product Code SL-210	Product Code SL-208	Product Code SL-198	Product Code SL-199
Description 120mm Straight Joints	Description 100mm Post Bracket	Description 120mm Post Bracket	Description 100mm Post Anchor	Description 120mm Post Anchor

Canopy System Components & Accessories

				
Product Code SL-200	Product Code SL-206	Product Code SL-202	Product Code SL-204	Product Code SL-201
Description 150mm Post Anchor	Description 80x80mm Frame Bracket	Description 100x100mm Frame Bracket	Description 120x60mm Frame Bracket	Description 120x120mm Frame Bracket
				
Product Code SL-203	Product Code SL-205			
Description 100x44mm Frame Bracket	Description 100x50mm Frame Bracket			

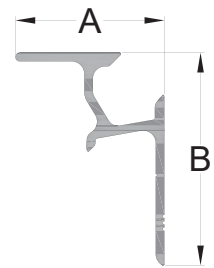
Canopy System Window & Door Profiles

				
Product Code GM-NEWZ-W66	Product Code GM-NEWZ-W67	Product Code GM-NEWZ-W69	Product Code GM-NEWZ-W49	Product Code GM-NEWZ-W48
Description Single Sliding Door Frame	Description Sliding Door Top Bottom Stile	Description Sliding Door Interlock Mullion	Description Sliding Door Track	Description Sliding Door Track Infill
				
Product Code GM-NEWZ-W68	Product Code GM-NEWZ-W70	Product Code GM-NEWZ-W71	Product Code GM-NEWZ-W03	Product Code GM-NEWZ-W72
Description Sliding Door Mid Stile	Description Sliding Door Interloc Stile	Description Sliding Door Vertical Stile	Description Double Glaze Bead	Description Sliding Door Track Infill
				
Product Code GM-NEWZ-W62	Product Code GM-NEWZ-W63	Product Code GM-NEWZ-W64	Product Code GM-NEWZ-W65	Product Code GM-NEWZ-W60
Description Hinge Door Frame	Description Hinge Door Vertical Stile	Description Hinge Door Horizontal Stile	Description Hinge Door Mid Stile	Description Window Frame
				
Product Code GM-NEWZ-W61				
Description Window Sash				

Insulated Roofing System Profiles & Components

Product Code	GM-NEWZ-CCB01	Product Code	GM-NEWZ-CCB02	Product Code	GM-NEWZ-CCB03	Product Code	GM-NEWZ-CCB04	Product Code	GM-NEWZ-CCB05
Description	Insulated Roof Profile	Description	Side Edge Profile	Description	Side Edge Cover Profile	Description	Ridge Profile #1	Description	Ridge Profile #2
Product Code	GM-NEWZ-CCB06	Product Code	SL-223	Product Code	SL-262	Product Code	GM-LT-27	Product Code	
Description	Cover Plate	Description	Roof Tile End Cap	Description	Roof Panel Jointer	Description	Gutter Profile	Description	Insulated Roof Rubber Profile

Standard Window Support Bars



"✓" Stocked Item

"*" Pre-order Only Item
(30-40 working days delivery)

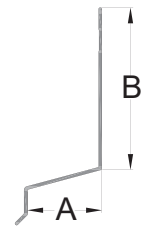
Product Code	Ex Stock	A (mm)	B (mm)	Mass (Kg/m)	Perimeter (mm)	Area (mm ²)
GM-NEWZ-99	✓	20.0	50.0	0.50	163.28	174.78
GM-NEWZ-17	✓	30.0	50.0	0.60	181.00	194.00
GM-NEWZ-16	✓	40.0	50.0	0.66	201.00	214.00
GM-NEWZ-15	✓	50.0	60.0	0.82	240.56	299.57

Top-Fix Window Support Bars



Product Code	Ex Stock	A (mm)	B (mm)	Mass (Kg/m)	Perimeter (mm)	Area (mm ²)
GM-NEWZ-19	✓	20.0	22.8	0.78	274.74	384.37
GM-NEWZ-20	✓	30.0	22.8	0.83	294.65	304.59
GM-NEWZ-21	✓	40.0	24.8	1.00	319.17	364.91
GM-NEWZ-22	✓	50.0	24.8	1.08	349.17	396.66

Standard Head Flashing

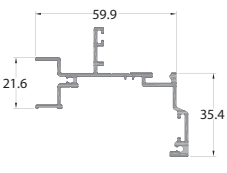
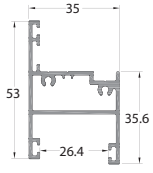
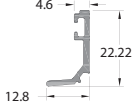
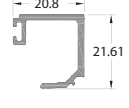
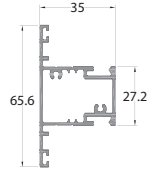
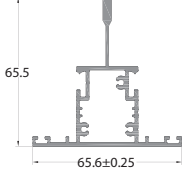
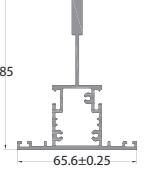
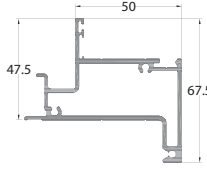
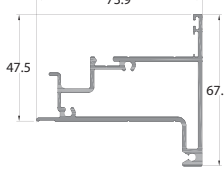
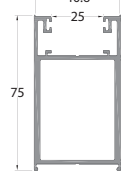
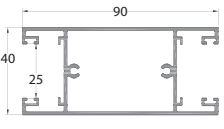
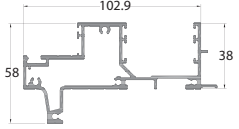
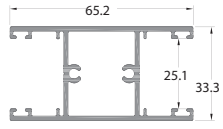
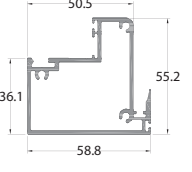
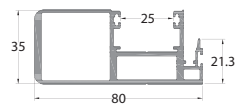
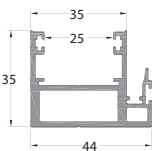
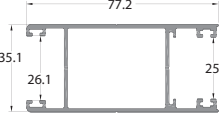
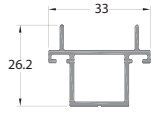
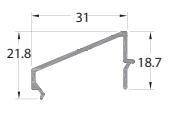
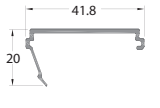

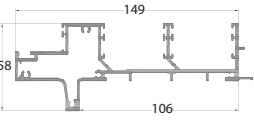
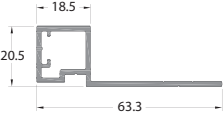
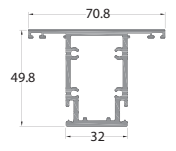


Product Code	Ex Stock	A (mm)	B (mm)	* Stocked Colour Options								
GM-NEWZ-187	✓	20.0	66.0	MB	MT	MI						
GM-NEWZ-188	✓	30.0	66.0	MB	MT	MI						
GM-NEWZ-189	✓	40.0	66.0	MB	MT	MI						
GM-NEWZ-124	✓	50.0	66.0	MB	MMB	MI	MAI	MAW				
GM-NEWZ-18	✓	60.0	66.0	MB	MMB	MI	MAI	MC	SP	MT	MAW	
GM-NEWZ-234	✓	65.0	66.0	MB	MI	MAW	FP					
GM-NEWZ-10	✓	70.0	66.0	MB	MMB	MI	MAI	MSG	MC	SP	MT	MAW
GM-NEWZ-75	✓	85.0	66.0	MB	MMB	MI	MAI	SP	MT	MAW		








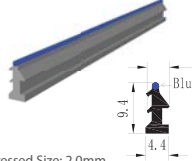
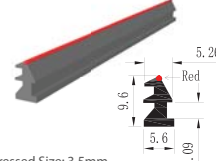
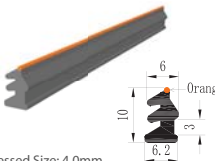
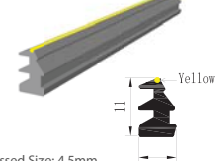
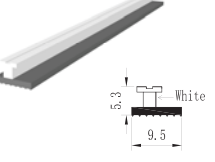
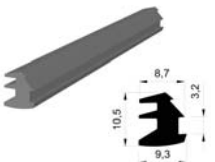
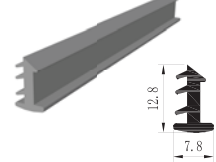





* Stocked Colour Options:

MB	Matt Black	MI	Matt Ironsand	MC	Matt Charcoal	MT	Matt Titania	MAW	Matt Appliance White
MMB	Matt Mannex Black	MAI	Mannex Ironsand	MSG	Matt Sandstone Grey	SP	Silver Pearl	FP	Flax Pod

Standard Window & Door System Profiles

									
Product Code	GM-NEWZ-W01	Product Code	GM-NEWZ-W58	Product Code	GM-NEWZ-W03	Product Code	GM-NEWZ-W59	Product Code	GM-NEWZ-W02
Description	Window Frame Profile	Description	Double Glazing Sash	Description	Double Glazing Bead	Description	Single Glazing Bead	Description	Mullion - Small
									
Product Code	GM-NEWZ-W56	Product Code	GM-NEWZ-W57	Product Code	GM-NEWZ-W50	Product Code	GM-NEWZ-W51	Product Code	GM-NEWZ-W52
Description	Mullion - Medium	Description	Mullion - Large	Description	Open-out Door Frame	Description	Open-in Door Frame	Description	Hinge Door Stile - Vertical
									
Product Code	GM-NEWZ-W53	Product Code	GM-NEWZ-W43	Product Code	GM-NEWZ-W44	Product Code	GM-NEWZ-W10	Product Code	GM-NEWZ-W45
Description	Hinge Door Stile - Horizontal	Description	Sliding Door Frame - Single	Description	Sliding Door Rail	Description	Interlock Mullion	Description	Interlock Mullion - HD
									
Product Code	GM-NEWZ-W46	Product Code	GM-NEWZ-W08	Product Code	GM-NEWZ-W47	Product Code	GM-NEWZ-W05	Product Code	GM-NEWZ-W48
Description	Interlock Stile	Description	Lock Stile	Description	Bi-part Stile	Description	Sliding Track Infill - Small	Description	Sliding Track Infill - Large
									
Product Code	GM-NEWZ-W49	Product Code	GM-NEWZ-W42	Product Code	GM-NEWZ-W55	Product Code	GM-NEWZ-W54		
Description	Sliding Door Track	Description	Sliding Door Frame - Double	Description	Bottom Liner	Description	Premier Mullion		

Window & Door System Components & Accessories

 Max Sash Height: 750mm Max Sash Weight: 6kg	 Max Sash Height: 1000mm Max Sash Weight: 9kg	 Max Sash Height: 1300mm Max Sash Weight: 12kg	 NZJT-018	
Product Code: BA230B/BP235B	Product Code: BA330B/BP335B	Product Code: BA500B/BP510B	Product Code: SL-01	Product Code: SL-02
Description: 235mm Friction Stay	Description: 330mm Friction Stay	Description: 510mm Friction Stay	Description: Supporting Bar Gasket	Description: Head Flashing Gasket
 Clear	 Clear	 Clear	 Clear	 Clear
Product Code: NZJT-001	Product Code: NZJT-002	Product Code: NZJT-003	Product Code: NZJT-004	Product Code: NZJT-013
				Clear PVC Wedge
 Compressed Size: 2.0mm	 Compressed Size: 3.5mm	 Compressed Size: 4.0mm	 Compressed Size: 4.5mm	 Compressed Size: 5.0mm
Product Code: NZJT-005	Product Code: NZJT-006	Product Code: NZJT-007	Product Code: NZJT-021	Product Code: NZJT-008
PVC Low Rise Wedge	PVC Low Rise Wedge	PVC Low Rise Wedge	PVC Low Rise Wedge	PVC Low Rise Wedge
 Compressed Size: 5.5mm	 Compressed Size: 3.5mm	 Compressed Size: 3.5mm	 Compressed Size: 3.5mm	 Compressed Size: 3.5mm
Product Code: NZJT-010	Product Code: NZJT-012	Product Code: NZJT-025	Product Code: NZJT-014	
	PVC Wedge Rubber			
 Compressed Size: 1.5mm	 Compressed Size: 1.5mm	 Compressed Size: 1.5mm	 Compressed Size: 1.5mm	 Compressed Size: 1.5mm
Product Code: NZJT-015	Product Code: NZJT-016	Product Code: NZJT-017	Product Code: NZJT-018	Product Code: NZJT-019
	TPV Seal			
				
Product Code: MT-001	Product Code: MT-002	Product Code: MT-003	Product Code: MT-004	Product Code: MT-005
4.5mm Weather Strip	5.5mm Weather Strip	5.0mm Weather Strip	6.5mm Weather Strip	7.0mm Weather Strip
				
Product Code: MT-006	Product Code: MT-007			
8.5mm Fin Pile Weather Strip	6.5mm Fin Pile Weather Strip			

Aluminium Shower Channel Profiles

Ideal profiles for shower box framing, bathroom partitions, and a wide range of interior applications.

Profile Drawing	Product Code	Overall Size	Length	* Stocked Colour Options
	GM-NEWZ-15x18x1.6U CLA15B18T1.6	18x15mm	3.0m	<input type="checkbox"/> SA <input type="checkbox"/> BA
	GM-NEWZ-17.6x18.5x1.8U CLA17.6B18.5T1.8	18.5x17.6mm	3.0m	<input type="checkbox"/> SA <input type="checkbox"/> BA
	GM-NEWZ-18x25x2U CLA18B25T2	25x18mm	3.0m	<input type="checkbox"/> SA <input type="checkbox"/> BA
	GM-NEWZ-32 CLA18B25T1.8	25x18mm	4.2m	<input type="checkbox"/> SA <input type="checkbox"/> BA

Aluminium Interior Partition & Glazing Profiles

Versatile profiles designed for office partitions, interior glazing systems, and modern architectural spaces.

Profile Drawing	Product Code	Overall Size	Length	* Stocked Colour Options
	GM-NEWZ-30 CLA25B25T3	25x25mm	5.95m	<input type="checkbox"/> SA <input type="checkbox"/> MB
	GM-NEWZ-31 CLA25B50T3	50x25mm	5.95m	<input type="checkbox"/> SA <input type="checkbox"/> MB

* Stocked Colour Options:

<input type="checkbox"/> MF Mill Finish	<input type="checkbox"/> MB Matt Black	<input type="checkbox"/> MI Matt Ironsand	<input type="checkbox"/> SW Signal White	<input type="checkbox"/> MAW Matt Appliance White
<input type="checkbox"/> SA Silver Anodised	<input type="checkbox"/> BA Black Anodised	<input type="checkbox"/> AW Antique Wood	<input type="checkbox"/> DC Dark Cedar	

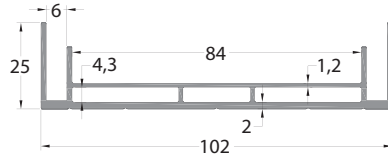
Aluminium Sign Box System

Traditional aluminium profiles designed for strong, cost-effective sign box construction with maximum structural integrity.

Profile Drawing

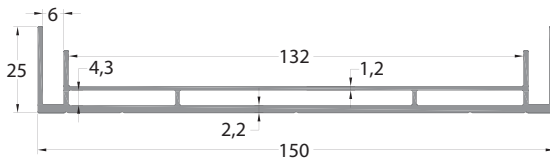
Product Code & Specs

* Stocked Colour Options



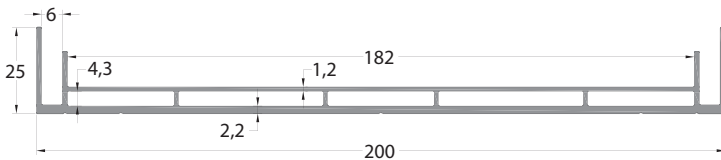
GM-NEWZ-241

Overall Width: 102mm
Length: 5.95m



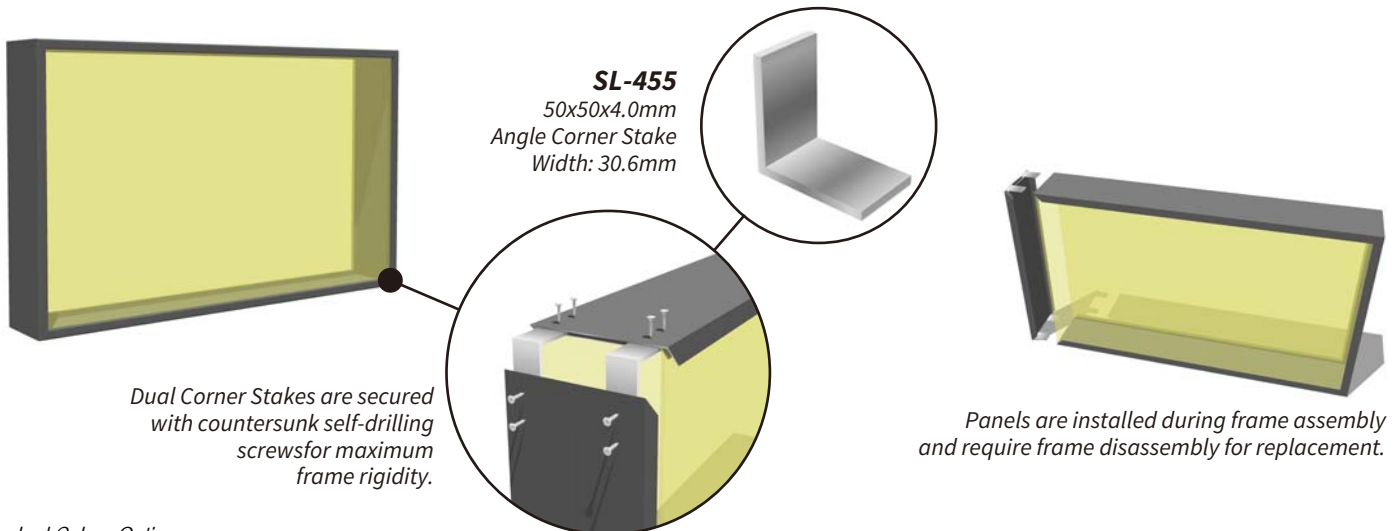
GM-NEWZ-242

Overall Width: 150mm
Length: 5.95m



GM-NEWZ-243

Overall Width: 200mm
Length: 5.95m



SL-455
50x50x4.0mm
Angle Corner Stake
Width: 30.6mm

Dual Corner Stakes are secured with countersunk self-drilling screws for maximum frame rigidity.

Panels are installed during frame assembly and require frame disassembly for replacement.

* Stocked Colour Options:

MF Mill Finish	MB Matt Black	MI Matt Ironsand	SW Signal White	MAW Matt Appliance White
SA Silver Anodised	BA Black Anodised	AW Antique Wood	DC Dark Cedar	

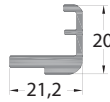
Aluminium Sign Box System

Innovative sign box profiles featuring removable edge caps for faster installation and easy panel replacement.

Profile Drawing

Product Code & Specs

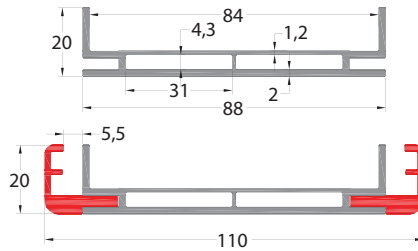
* Stocked Colour Options



GM-NEWZ-237

Edge Cap Profile
Length: 5.95m

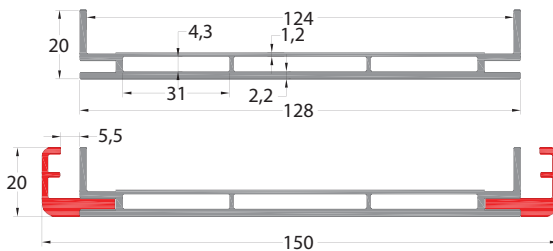
- MB
- MAW
- SA



GM-NEWZ-238

Overall Width: 110mm
Length: 5.95m

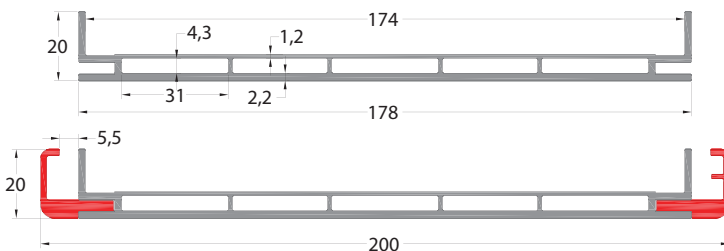
- MB
- MAW
- SA



GM-NEWZ-239

Overall Width: 150mm
Length: 5.95m


- MB
- MAW
- SA



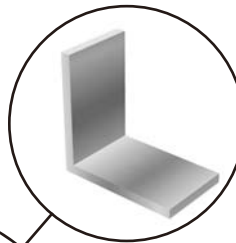
GM-NEWZ-240

Overall Width: 200mm
Length: 5.95m

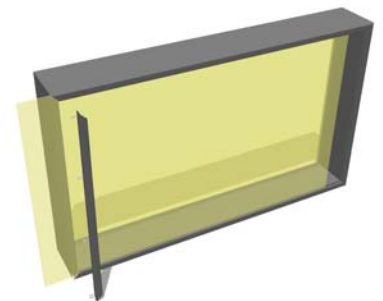
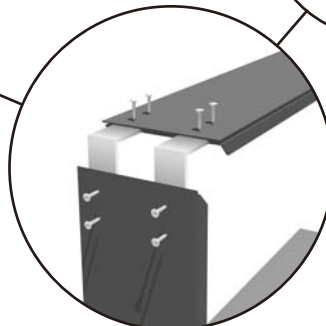
- MB
- MAW
- SA



SL-455
50x50x4.0mm
Angle Corner Stake
Width: 30.6mm



Dual Corner Stakes are secured with countersunk self-drilling screws for maximum frame rigidity.



Removable Edge Caps allow quick panel installation and easy signage replacement without dismantling the frame.

* Stocked Colour Options:

- | | | | | |
|---|--|---|--|---|
| <input type="checkbox"/> MF Mill Finish | <input type="checkbox"/> MB Matt Black | <input type="checkbox"/> MI Matt Ironsand | <input type="checkbox"/> SW Signal White | <input type="checkbox"/> MAW Matt Appliance White |
| <input type="checkbox"/> SA Silver Anodised | <input type="checkbox"/> BA Black Anodised | <input type="checkbox"/> AW Antique Wood | <input type="checkbox"/> DC Dark Cedar | |

Wardrobe & Kitchen System Profiles & Components

Product Code	GM-BGM-A01	Product Code	GM-BGM-A02	Product Code	GM-BGM-A03	Product Code	GM-BGM-A04	Product Code	GM-BGM-A05
Weight (Kg/m)	0.513	Weight (Kg/m)	0.388	Weight (Kg/m)	0.310	Weight (Kg/m)	0.420	Weight (Kg/m)	0.692
Product Code	GM-BGM-A06	Product Code	GM-BGM-A07	Product Code	GM-BGM-A08	Product Code	GM-BGM-A09	Product Code	GM-BGM-A10
Weight (Kg/m)	0.520	Weight (Kg/m)	0.235	Weight (Kg/m)	0.550	Weight (Kg/m)	0.733	Weight (Kg/m)	0.920
Product Code	GM-BGM-A11	Product Code	GM-BGM-A12	Product Code	GM-BGM-A13	Product Code	GM-BGM-A14	Product Code	GM-BGM-A15
Weight (Kg/m)	0.714	Weight (Kg/m)	1.08	Weight (Kg/m)	0.523	Weight (Kg/m)	0.430	Weight (Kg/m)	0.580
Product Code	GM-BGM-B01	Product Code	GM-BGM-B02	Product Code	GM-BGM-B03	Product Code	GM-BGM-B04	Product Code	GM-BGM-B05
Weight (Kg/m)	0.700	Weight (Kg/m)	0.450	Weight (Kg/m)	0.248	Weight (Kg/m)	0.466	Weight (Kg/m)	0.681
Product Code	GM-BGM-B06	Product Code	GM-NEWZ-42	Product Code	GM-NEWZ-43	Product Code	GM-NEWZ-44	Product Code	GM-NEWZ-41
Weight (Kg/m)	0.331	Weight (Kg/m)	0.114	Weight (Kg/m)	0.107	Weight (Kg/m)	0.094	Description	L Shape Handle
Product Code	GM-NEWZ-40	Product Code	GM-NEWZ-34.5x12x1.2R	Product Code	SL76	Product Code	GM-NEWZ-66	Product Code	SL73
Description	U Shape Handle	Description	Square Rail	Description	Rail End Support - Square	Weight (Kg/m)	0.268	Description	Rail End Support - Round
Product Code	SL81SP	Product Code	SL81	Product Code	SL04	Product Code	SL05	Product Code	SL324
Description	Rail End Support	Description	Rail Centre Support	Description	L Shape Handke Cap	Description	U Shape Handke Cap	Description	Steel Cloth Rail

Wardrobe & Kitchen System Profiles & Components

Product Code	SL110	Product Code	C1202-A1	Product Code	SL14	Product Code	SL257	Product Code	SL258
Description	Cabinet Feet	Description	Shelf Support	Description	Handle Support Bracket	Description	Reinforced Angle Bracket	Description	32.2mm-Reinforced Plate
Product Code	SL259	Product Code	SL81						
Description	41.3mm-Reinforced Plate	Description	Reinforced Angle Bracket						

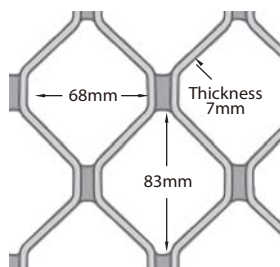
Security Window & Door System Profiles & Components

Product Code	GM-NEWZ-W24	Product Code	GM-NEWZ-W28	Product Code	GM-NEWZ-W25	Product Code	GM-NEWZ-W26	Product Code	GM-NEWZ-W27
Weight (Kg/m)	1.022	Weight (Kg/m)	1.150	Weight (Kg/m)	0.564	Weight (Kg/m)	0.750	Weight (Kg/m)	2.410
Product Code	GM-NEWZ-W29	Product Code	GM-NEWZ-W30	Product Code	GM-NEWZ-W31	Product Code	GM-NEWZ-W32	Product Code	GM-NEWZ-W33
Weight (Kg/m)	0.1	Weight (Kg/m)	0.510	Weight (Kg/m)	0.984	Weight (Kg/m)	0.510	Weight (Kg/m)	0.273
Product Code	GM-NEWZ-W34	Product Code	GM-NEWZ-W35	Product Code	GM-NEWZ-W36	Product Code	GM-NEWZ-W37	Product Code	CLSA10.3B15T1.5
Weight (Kg/m)	0.370	Weight (Kg/m)	0.474	Weight (Kg/m)	2.805	Weight (Kg/m)	2.493	Weight (Kg/m)	0.160
Product Code	GM-NEWZ-151	Product Code	GM-NEWZ-84	Product Code	GM-NEWZ-85	Product Code	GM-NEWZ-86	Product Code	GM-NEWZ-87
Weight (Kg/m)	0.217	Weight (Kg/m)	0.390	Weight (Kg/m)	0.264	Weight (Kg/m)	0.500	Weight (Kg/m)	0.830

Security Window & Door System Profiles & Components

Product Code: GM-NEWZ-W74	Product Code: GM-NEWZ-W75	Product Code: GM-NEWZ-W76	Product Code: GM-NEWZ-91	Product Code: GM-NEWZ-89
Weight (Kg/m): 0.300	Weight (Kg/m): 1.560	Weight (Kg/m): 0.268	Weight (Kg/m): 0.233	Weight (Kg/m): 0.970
Product Code: CLA16B16T1.6	Product Code: MS11	Product Code: MS10	Product Code: SL-197 / NZJT - 023	Product Code: SL-198 / NZJT - 024
Weight (Kg/m): 0.204	Description: Sliding Door 3-point Lock	Description: Hinge Door 3-point Lock	Description: Rubber for 316 Steel Mesh	Description: Rubber for Fly Screen Mesh
Product Code: ML01	Product Code: MS01	Product Code: MS03	Product Code: MS07	Product Code: HY01
Description: Sliding Door Carriage	Description: Hinge Door Lock Handle	Description: Sliding Door Locker	Description: Lock Cylinder (with x2 keys)	Description: Security Hinge

Security Grille & Mesh Options



Aluminium 68x83 Grille

Product Description	Thickness (mm)	Size (mm)
68x83 Security Grille 	7.00	750 x 2000
		750 x 4000
		920 x 2000
		920 x 4000
		1250 x 2000
		1250 x 4000



316 Marine Grade Stainless Steel Mesh
0.80mm Thickness

Product Description	Thickness (mm)	Size (mm)
Stainless Steel Mesh 	0.80	750 x 2000
		750 x 4000
		920 x 2000
		920 x 4000
		1250 x 2000
		1250 x 4000

T-Slot System Profiles

20x20mm T-Slot	20x40mm T-Slot	20x80mm T-Slot	30x30mm T-Slot	30x60mm T-Slot					
Product Code	GM-LZ-83	Product Code	GM-LZ-85	Product Code	GM-LZ-117	Product Code	GM-LZ-86	Product Code	GM-LZ-87
Weight (Kg/m)	0.470	Weight (Kg/m)	0.844	Weight (Kg/m)	1.570	Weight (Kg/m)	0.930	Weight (Kg/m)	1.700
30x30mm T-Slot Corner	40x40mm T-Slot	40x40mm T-Slot Corner	40x80mm T-Slot Corner	40x120mm T-Slot					
Product Code	GM-LZ-97	Product Code	GM-LZ-89	Product Code	GM-LZ-96	Product Code	GM-LZ-82	Product Code	GM-GYFZ-78
Weight (Kg/m)	0.842	Weight (Kg/m)	1.353	Weight (Kg/m)	1.380	Weight (Kg/m)	2.313	Weight (Kg/m)	3.610
40x160mm T-Slot	40x160mm T-Slot	50x50mm T-Slot	50x50mm T-Slot Corner	60x60mm T-Slot					
Product Code	GM-LZ-278	Product Code	GM-GYFZ-62	Product Code	GM-LZ-78	Product Code	GM-GYFZ-76	Product Code	GM-LZ-168
Weight (Kg/m)	5.750	Weight (Kg/m)	6.800	Weight (Kg/m)	2.524	Weight (Kg/m)	1.980	Weight (Kg/m)	2.590
80x80mm T-Slot	80x120mm T-Slot	80x160mm T-Slot	120x120mm T-Slot						
Product Code	GM-LZ-263	Product Code	GM-GYFZ-003	Product Code	GM-LZ-21	Product Code	GM-GYFZ-67		
Weight (Kg/m)	4.670	Weight (Kg/m)	7.000	Weight (Kg/m)	9.620	Weight (Kg/m)	10.400		

T-Slot System Accessories

Product Code	20x20 T-Slot End Cap	Product Code	20x40 T-Slot End Cap	Product Code	20x80 T-Slot End Cap	Product Code	30x30 T-Slot End Cap	Product Code	30x60 T-Slot End Cap
Product Code	40x40 T-Slot End Cap	Product Code	40x80 T-Slot End Cap	Product Code	40x160 T-Slot End Cap	Product Code	50x50 T-Slot End Cap	Product Code	60x60 T-Slot End Cap

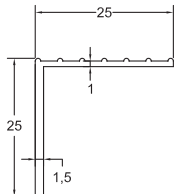
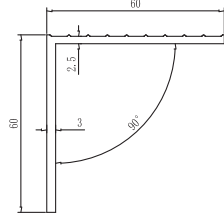
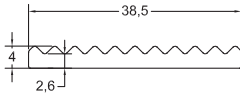
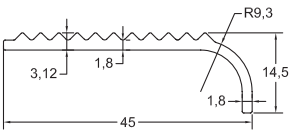
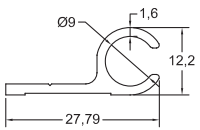
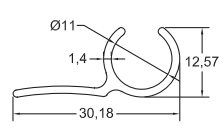



T-Slot System Accessories

Product Code	80x80 T-Slot End Cap	Product Code	80x120 T-Slot End Cap	Product Code	80x160 T-Slot End Cap	Product Code	120x120 T-Slot End Cap	Product Code	TS35
								Description	20mm T-Slot Bracket
Product Code	TS36	Product Code	TS37	Product Code	TS38	Product Code	TS39	Product Code	TS42
Description	30mm T-Slot Bracket	Description	30x60mm T-Slot Bracket	Description	40mm T-Slot Bracket	Description	40x80mm T-Slot Bracket	Description	45x45mm T-Slot Bracket
Product Code	TS41	Product Code	TS03	Product Code	SP19-1	Product Code	SP19-2	Product Code	TS40
Description	80mm T-Slot Bracket	Description	Wheel Base Plate	Description	T-Slot Wheel	Description	T-Slot Wheel with break	Description	60x60mm T-Slot Bracket
Product Code		Product Code	TS42	Product Code	NZJT-025	Product Code	NZJT-027	Product Code	NZJT-028
Description	30mm 3-way Jointer	Description	40mm 3-way Jointer	Description	30 / 40mm Sealing Strip	Description	60mm Sealing Strip	Description	40mm Sealing Strip
Product Code	NZJT-026	Product Code	SL-226	Product Code	SL-227	Product Code	SL-228	Product Code	SL-229
Description	20mm Sealing Strip	Description	HD Corner Stake for 30x60	Description	HD Corner Stake for 40x80	Description	HD Corner Stake for 40x120	Description	HD Corner Stake for 120x120
	for 30/40mm T-Slot M6 Screw	for 30/40mm T-Slot M8 Screw	for 30x60mm system	for 40x80mm system					
Product Code	SL-230	Product Code	SL-231	Product Code	SL-232	Product Code	SL-233	Product Code	SL-234
Description	Shrapnel Nut for M6 Screw	Description	Shrapnel Nut for M8 Screw	Description	30x60mm Joint Plate	Description	40x80mm Joint Plate	Description	30mm Internal Joint Set
	Comes with Sliding Nut Screws, and Round Nut	Comes with Screws	Comes with Screws	Comes with Screws					
Product Code	SL-235	Product Code	SL-236	Product Code	SL-237	Product Code	SL-238	Product Code	SL-239
Description	40mm Internal Joint Set	Description	20mm Internal Corner Jointer	Description	30mm Internal Corner Jointer	Description	40mm Internal Corner Jointer	Description	20mm Pivot Corner Jointer

T-Slot System Accessories

									
Comes with Screws		Comes with Screws		Comes with Screws		Comes with Screws		Comes with Screws	
Product Code	SL-240	Product Code	SL-241	Product Code	SL-242	Product Code	SL-243	Product Code	SL-244
Description	30mm Pivot Corner Jointer	Description	40mm Pivot Corner Jointer	Description	30mm 45° Corner Jointer	Description	30mm 135° Corner Jointer	Description	40mm 135° Corner Jointer
									
Comes with Screws		Comes with Screws		Comes with Screws and Nuts					
Product Code	SL-250	Product Code	SL-251	Product Code	SL-252				
Description	30mm Hinge	Description	40mm Hinge	Description	90mm handle set				

Awning Tracks, Stair Nosing & Miscellaneous

							
Product Code	GM-NEWZ-W39 Fluted Angle	Product Code	GM-NEWZ-205 Fluted Angle	Product Code	GM-NEWZ-W40 Fluted Flat Bar	Product Code	GM-NEWZ-W41 Stair Nosing
Weight (Kg/m)	0.180	Weight (Kg/m)	0.926	Weight (Kg/m)	0.364	Weight (Kg/m)	0.336
							
Product Code	GM-GFX-70 9mm Sail Track	Product Code	GM-NEWZ-150 11mm Sail Track	Product Code	GM-NEWZ-197	Product Code	GM-NEWZ-190
Weight (Kg/m)	0.220	Weight (Kg/m)	0.203	Description	Aluminium Silence Track	Description	Flat Safety Net Hook
							
Product Code	GM-NEWZ-190 - Corner						
Description	Corner Safety Net Hook						

Aluminium Flat Sheet

5005 - H34
General Purpose



"✓" Stocked Item

"*" Pre-order Only Item
(30-40 working days delivery)

Product Code	Ex Stock	Thickness (mm)	Length (mm)	Width (mm)	Weight (kg)	Area (m ²)
5005AS071224	✓	0.70	1200	2400	5.75	2.88
5005AS07153	✓	0.70	1500	3000	9.00	4.50
5005AS0751224	✓	0.75	1200	2400	5.93	2.88
5005AS091224	✓	0.90	1200	2400	7.12	2.88
5005AS091236	✓	0.90	1200	3600	11.08	4.32
5005AS091530	✓	0.90	1500	3000	11.13	4.50
5005AS121224	✓	1.20	1200	2400	9.48	2.88
5005AS121236	✓	1.20	1200	3600	14.77	4.32
5005AS121530	✓	1.20	1500	3000	14.60	4.50
5005AS15153	✓	1.50	1500	3000	18.90	4.50
5005AS161224	✓	1.60	1200	2400	12.72	2.88
5005AS16153	✓	1.60	1500	3000	20.30	4.50
5005AS161236	*	1.60	1200	3600	18.80	4.32
5005AS21224	✓	2.00	1200	2400	16.13	2.88
5005AS2153	✓	2.00	1500	3000	25.17	4.50
5005AS21536	✓	2.00	1500	3600	30.78	5.40
5005AS251224	✓	2.50	1200	2400	20.14	2.88
5005AS31224	✓	3.00	1200	2400	23.88	2.88
5005AS31224	✓	3.00	1200	3600	36.94	4.32
5005AS3153	✓	3.00	1500	3000	37.86	4.50
5005AS3153	✓	3.00	1500	3600	46.17	5.40
5005AS31836	*	3.00	1800	3600	54.52	6.48
5005AS41224	✓	4.00	1200	2400	31.91	2.88
5005AS4153	✓	4.00	1500	3000	50.79	4.50
5005AS51224	✓	5.00	1200	2400	39.73	2.88
5005AS5153	✓	5.00	1500	3000	64.32	4.50
5005AS61224	✓	6.00	1200	2400	47.71	2.88

Aluminium Flat Sheet

6061 - T6
Structural



"✓" Stocked Item

"*" Pre-order Only Item
(30-40 working days delivery)

Product Code	Ex Stock	Thickness (mm)	Length (mm)	Width (mm)	Weight (kg)	Area (m ²)
6061AS412525	✓	4.00	1250	2500	34.00	3.13
6061AS512525	✓	5.00	1250	2500	42.50	3.13
6061AS512536	✓	5.00	1250	3600	64.13	4.50
6061AS612525	✓	6.00	1250	2500	54.20	3.13
6061AS812525	✓	8.00	1250	2500	71.45	3.13
6061AS8153	✓	8.00	1500	3000	107.91	4.50
6061AS1012525	✓	10.00	1250	2500	90.92	3.13
6061AS101530	✓	10.00	1500	3000	130.92	4.50
6061AS1212525	✓	12.00	1250	2500	103.00	3.13

Aluminium Flat Sheet

5052 - H32
Marine



Product Code	Ex Stock	Thickness (mm)	Length (mm)	Width (mm)	Weight (kg)	Area (m ²)
5052AS071224	*	0.70	1200	2400	5.48	2.88
5052AS161224	✓	1.60	1200	2400	12.53	2.88
5052AS16153	✓	1.60	1500	3000	19.58	4.50
5052AS21224	✓	2.00	1200	2400	16.18	2.88
5052AS2153	✓	2.00	1500	3000	25.28	4.50
5052AS21536	✓	2.00	1500	3600	30.78	5.40
5052AS251224	✓	2.50	1200	2400	20.23	2.88
5052AS31224	✓	3.00	1200	2400	24.35	2.88
5052AS31236	✓	3.00	1200	3600	36.94	5.40
5052AS3153	✓	3.00	1500	3000	38.05	4.50
5052AS31536	✓	3.00	1500	3600	46.17	5.40
5052AS31548	✓	3.00	1500	4800	61.56	7.20
5052AS41224	✓	4.00	1200	2400	31.62	2.88
5052AS51224	✓	5.00	1200	2400	39.53	2.88
5052AS61224	✓	6.00	1200	2400	47.44	2.88

Aluminium Tread plate

5052 - H114
5-Bar Patten



"✓" Stocked Item

"*" Pre-order Only Item
(30-40 working days delivery)

Product Code	Ex Stock	Thickness (mm)	Length (mm)	Width (mm)	Weight (kg)	Area (m ²)
5052TP15153	✓	1.50	1500	3000	18.90	4.50
5052TP161224	✓	1.60	1200	2400	13.82	2.88
5052TP21224	✓	2.00	1200	2400	17.06	2.88
5052TP251224	✓	2.50	1200	2400	21.67	2.88
5052TP31224	✓	3.00	1200	2400	25.89	2.88
5052TP3153	✓	3.00	1500	3000	40.25	4.50
5052TP41224	✓	4.00	1200	2400	33.41	2.88
5052TP4153	✓	4.00	1500	3000	52.20	4.50
5052TP51224	✓	5.00	1200	2400	41.76	2.88
5052TP5153	✓	5.00	1500	3000	65.25	4.50
5052TP61224	✓	6.00	1200	2400	50.11	2.88
5052TP6153	✓	6.00	1500	3000	77.16	4.50
5052TP81224	*	8.00	1200	2400	66.81	2.88

Aluminium Flat Sheet

5083 - H116
Hard Main & Transport




Product Code	Ex Stock	Thickness (mm)	Length (mm)	Width (mm)	Weight (kg)	Area (m ²)
5083AS31224	*	3.00	1200	2400	22.95	2.88
5083AS41224	✓	4.00	1200	2400	31.80	2.88
5083AS51224	✓	5.00	1200	2400	39.60	2.88
5083AS61224	*	6.00	1200	2400	45.90	2.88
5083AS81224	*	8.00	1200	2400	61.20	2.88
5083AS101224	*	10.00	1200	2400	76.50	2.88
5083AS121224	*	12.00	1200	2400	91.80	2.88

Aluminium Honeycomb Panel

Dual-Sided

Powder-coated Finish



"✓" Stocked Item


"*" Pre-order Only Item
(30-40 working days delivery)

Product Code	Ex Stock	Thickness (mm)	Length (mm)	Width (mm)	Colour Options
HS1712525MF	✓	17.00	1250	2500	Mill Finish
HS1712525Ironsand	✓	17.00	1250	2500	Ironsand
HS1712525Black	✓	17.00	1250	2500	Black

Aluminium Honeycomb Panel

Single-Sided

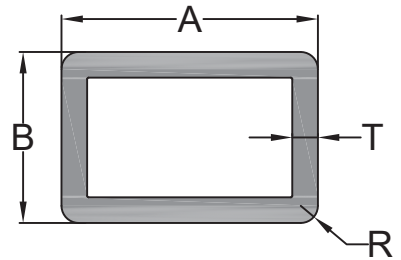
Powder-coated Finish



Product Code	Ex Stock	Thickness (mm)	Length (mm)	Width (mm)	Colour Options
HS1461022MF	✓	14.60	1000	2200	Mill Finish
HS1461022Black	✓	14.60	1000	2200	Black
HS1461022Ironsand	✓	14.60	1000	2200	Ironsand
HS14610245MF	✓	14.60	1000	2450	Mill Finish
HS14610245Black	✓	14.60	1000	2450	Black
HS14610245Ironsand	✓	14.60	1000	2450	Ironsand

Galvanised Steel Rectangular Hollow Section

Hot-dip Galvanised - 180g/m² Zinc Coated



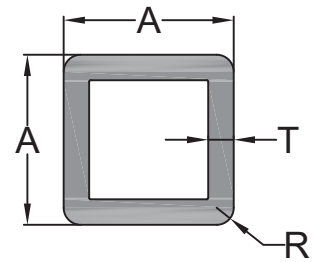
"✓" Stocked Item

"*" Pre-order Only Item
(30-40 working days delivery)

Product Code	Ex Stock	A (mm)	B (mm)	T (mm)	R (mm)	Mass (Kg/m)	Length (m)
RHRA30B20T2R2GALV	✓	30.0	20.0	2.0	2.0	1.354	6.0
RHRA38B25T1.6R2GALV	*	38.0	25.0	1.6	2.0	1.495	6.0
RHRA38B25T2R2GALV	*	38.0	25.0	2.0	2.0	1.764	6.0
RHRA40B20T2R2GALV	✓	40.0	20.0	2.0	2.0	1.730	6.0
RHRA50B25T1.6R2GALV	*	50.0	25.0	1.6	2.0	2.128	6.0
RHRA50B25T2R3GALV	✓	50.0	25.0	2.0	3.0	2.783	6.0
RHRA60B40T2.5R3GALV	✓	60.0	40.0	2.5	3.0	3.650	6.0
RHRA65B35T2.5R3GALV	*	65.0	35.0	2.5	3.0	3.749	6.0
RHRA75B25T2R3GALV	*	75.0	25.0	2.0	3.0	2.887	6.0
RHRA75B50T2.5R3GALV	✓	75.0	50.0	2.5	3.0	4.470	6.0
RHRA75B50T4R3GALV	*	75.0	50.0	4.0	3.0	7.414	6.0
RHRA80B40T3R3GALV	✓	80.0	40.0	3.0	3.0	5.380	6.0
RHRA80B40T3.75R3GALV	*	80.0	40.0	3.75	3.0	6.588	6.0
RHRA80B40T4R3GALV	✓	80.0	40.0	4.0	3.0	6.500	6.0
RHRA80B50T3R3GALV	✓	80.0	50.0	3.0	3.0	5.730	6.0
RHRA100B50T3R3GALV	✓	100.0	50.0	3.0	3.0	6.810	6.0
RHRA120B60T4R3GALV	✓	120.0	60.0	4.0	3.0	10.070	6.0
RHRA125B65T4R3GALV	*	125.0	65.0	4.0	3.0	11.514	6.0
RHRA125B75T3R3GALV	*	125.0	75.0	3.0	3.0	8.770	6.0
RHRA150B50T4R3GALV	✓	150.0	50.0	4.0	3.0	12.150	6.0
RHRA150B50T4R3GALV	✓	150.0	75.0	4.0	3.0	13.260	6.0
RHRA200B50T4R4GALV	*	200.0	50.0	4.0	4.0	14.580	6.0
RHRA200B50T5R3GALV	✓	200.0	50.0	5.0	3.0	18.570	6.0
RHRA200B75T4R5GALV	*	200.0	75.0	4.0	5.0	16.839	6.0
RHRA200B75T5R5GALV	*	200.0	75.0	5.0	5.0	20.655	6.0

Galvanised Steel Square Hollow Section

Hot-dip Galvanised - 180g/m² Zinc Coated



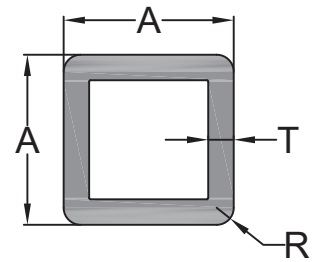
"✓" Stocked Item

"*" Pre-order Only Item
(30-40 working days delivery)

Product Code	Ex Stock	A (mm)	T (mm)	R (mm)	Mass (Kg/m)	Length (m)
SHRA12.7T1.6R2GALV	*	12.7	1.6	2.0	0.539	6.0
SHRA16T1.6R2GALV	*	16.0	1.6	2.0	0.706	6.0
SHRA19T1.6R2GALV	✓	19.0	1.6	2.0	0.833	6.0
SHRA20T1.5R2GALV	✓	20.0	1.5	2.0	0.846	6.0
SHRA20T1.6R2GALV	*	20.0	1.6	2.0	0.910	6.0
SHRA25T1.2R2GALV	*	25.0	1.2	2.0	0.885	6.0
SHRA25T1.5R2GALV	✓	25.0	1.5	2.0	1.080	6.0
SHRA25T2R2GALV	✓	25.0	2.0	2.0	1.463	6.0
SHRA25T2.5R2GALV	*	25.0	2.5	2.0	1.789	6.0
SHRA25T3R2GALV	✓	25.0	3.0	2.0	2.099	6.0
SHRA30T1.6R2GALV	*	30.0	1.6	2.0	1.445	6.0
SHRA30T2R2GALV	✓	30.0	2.0	2.0	1.781	6.0
SHRA30T2.5R2GALV	*	30.0	2.5	2.0	2.099	6.0
SHRA35T1.5R2GALV	*	35.0	1.5	2.0	1.572	6.0
SHRA35T2R2GALV	✓	35.0	2.0	2.0	2.100	6.0
SHRA40T1.5R2GALV	✓	40.0	1.5	2.0	1.786	6.0
SHRA40T1.6R2GALV	*	40.0	1.6	2.0	1.954	6.0
SHRA40T2R2GALV	✓	40.0	2.0	2.0	2.471	6.0
SHRA40T2.5R2GALV	✓	40.0	2.5	2.0	2.981	6.0
SHRA40T3R2GALV	*	40.0	3.0	3.0	3.530	6.0
SHRA40T4R2GALV	✓	40.0	4.0	2.0	4.579	6.0
SHRA50T1.6R3GALV	*	50.0	1.6	3.0	2.463	6.0
SHRA50T2R3GALV	✓	50.0	2.0	3.0	3.053	6.0
SHRA50T2.5R3GALV	*	50.0	2.5	3.0	3.776	6.0
SHRA50T3R3GALV	✓	50.0	3.0	3.0	4.484	6.0
SHRA50T4R3GALV	*	50.0	4.0	3.0	5.851	6.0
SHRA50T5R3GALV	✓	50.0	5.0	3.0	7.155	6.0
SHRA60T3R3GALV	✓	60.0	3.0	3.0	5.380	6.0
SHRA65T1.6R3GALV	*	65.0	1.6	3.0	3.226	6.0
SHRA65T2R3GALV	*	65.0	2.0	3.0	4.007	6.0
SHRA65T2.5R3GALV	*	65.0	2.5	3.0	4.969	6.0
SHRA65T2.75R3GALV	✓	65.0	2.75	3.0	5.315	6.0
SHRA65T3R3GALV	*	65.0	3.0	3.0	5.915	6.0
SHRA65T4R3GALV	*	65.0	4.0	3.0	7.759	6.0
SHRA65T5R3GALV	✓	65.0	5.0	3.0	9.540	6.0
SHRA70T3R3GALV	✓	70.0	3.0	3.0	6.330	6.0
SHRA75T2.5R3GALV	*	75.0	2.5	3.0	5.764	6.0
SHRA75T3R3GALV	✓	75.0	3.0	3.0	6.869	6.0
SHRA75T4R3GALV	*	75.0	4.0	3.0	9.031	6.0
SHRA75T5R3GALV	✓	75.0	5.0	3.0	11.130	6.0

Galvanised Steel Square Hollow Section

Hot-dip Galvanised - 180g/m² Zinc Coated



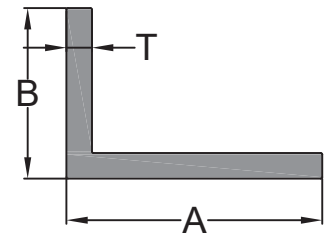
"✓" Stocked Item

"*" Pre-order Only Item
(30-40 working days delivery)

Product Code	Ex Stock	A (mm)	T (mm)	R (mm)	Mass (Kg/m)	Length (m)
SHRA75T6R3GALV	*	75.0	6.0	3.0	13.165	6.0
SHRA80T3R3GALV	✓	80.0	3.0	3.0	7.280	6.0
SHRA89T3.5R3GALV	*	89.0	3.5	3.0	9.516	6.0
SHRA89T5R3GALV	*	89.0	5.0	3.0	13.356	6.0
SHRA89T6GALV	*	89.0	6.0	3.0	15.836	6.0
SHRA90T3R3GALV	✓	90.0	3.0	3.0	8.135	6.0
SHRA90T4.75R3GALV	✓	90.0	4.75	3.0	12.820	6.0
SHRA100T3R3GALV	✓	100.0	3.0	3.0	9.254	6.0
SHRA100T4R3GALV	*	100.0	4.0	3.0	12.211	6.0
SHRA100T5R3GALV	✓	100.0	5.0	3.0	15.105	6.0
SHRA100T6R3GALV	*	100.0	6.0	3.0	17.935	6.0
SHRA120T3R3GALV	✓	120.0	3.0	3.0	11.020	6.0
SHRA125T6R3GALV	*	125.0	6.0	3.0	22.705	6.0
SHRA150T3R3GALV	✓	150.0	3.0	3.0	13.960	6.0
SHRA150T6R3GALV	✓	150.0	6.0	3.0	27.290	6.0
SHRA150T8R3GALV	✓	150.0	8.0	3.0	35.500	6.0
SHRA200T8R3GALV	✓	200.0	8.0	3.0	47.970	6.0

Galvanised Steel Unequal Angle Section

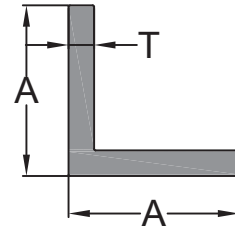
Hot-dip Galvanised - 150g/m² Zinc Coated



Product Code	Ex Stock	A (mm)	B (mm)	T (mm)	Mass (Kg/m)	Length (m)
UAA75B50T6GALV	✓	75.0	50.0	6.0	7.530	6.0
UAA100B75T5GALV	*	100.0	75.0	5.0	8.970	6.0
UAA100B75T7GALV	✓	100.0	75.0	7.0	12.414	6.0
UAA100B75T10GALV	✓	100.0	75.0	10.0	20.693	6.0
UAA125B75T7GALV	✓	125.0	75.0	7.0	14.250	6.0
UAA125B75T8GALV	✓	125.0	75.0	8.0	18.804	6.0
UAA150B100T10GALV	✓	150.0	100.0	10.0	29.381	6.0

Galvanised Steel Equal Angle Section

Hot-dip Galvanised - 150g/m² Zinc Coated

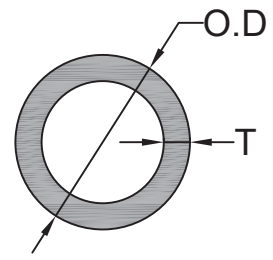


"✓" Stocked Item
 "*" Pre-order Only Item
 (30-40 working days delivery)

Product Code	Ex Stock	A (mm)	T (mm)	Mass (Kg/m)	Length (m)
EAA20T3GALV	*	20.0	3.0	0.882	6.0
EAA20T5GALV	*	20.0	5.0	1.391	6.0
EAA25T3GALV	✓	25.0	3.0	1.106	6.0
EAA25T5GALV	*	25.0	5.0	1.789	6.0
EAA30T3GALV	✓	30.0	3.0	1.341	6.0
EAA30T5GALV	*	30.0	5.0	2.186	6.0
EAA40T3GALV	✓	40.0	3.0	1.836	6.0
EAA40T5GALV	✓	40.0	5.0	2.981	6.0
EAA50T3GALV	✓	50.0	3.0	2.313	6.0
EAA50T5GALV	✓	50.0	5.0	3.780	6.0
EAA50T6GALV	*	50.0	6.0	4.484	6.0
EAA60T6GALV	*	60.0	6.0	5.375	6.0
EAA63T6GALV	✓	63.0	6.0	5.800	6.0
EAA70T5GALV	✓	70.0	5.0	5.410	6.0
EAA75T6GALV	✓	75.0	6.0	6.869	6.0
EAA75T8GALV	*	75.0	8.0	8.927	6.0
EAA80T6GALV	✓	80.0	6.0	7.480	6.0
EAA80T8GALV	✓	80.0	8.0	9.800	6.0
EAA80T10GALV	*	80.0	10.0	11.925	6.0
EAA100T6GALV	✓	100.0	6.0	9.254	6.0
EAA100T8GALV	✓	100.0	8.0	12.211	6.0
EAA100T10GALV	✓	100.0	10.0	15.310	6.0
EAA100T12GALV	✓	100.0	12.0	18.130	6.0
EAA125T6GALV	*	125.0	6.0	11.639	6.0
EAA125T8GALV	*	125.0	8.0	15.391	6.0
EAA125T10GALV	✓	125.0	10.0	18.960	6.0

Galvanised Steel Circular Hollow Section

Hot-dip Galvanised - 180g/m² Zinc Coated

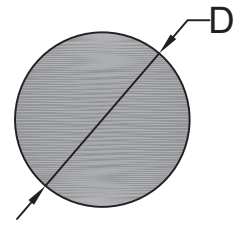


"✓" Stocked Item
 "*" Pre-order Only Item
 (30-40 working days delivery)

Product Code	Ex Stock	O.D (mm)	T (mm)	Mass (Kg/m)	Length (m)
RD19T1.2GALV	*	19.0	1.2	0.527	6.0
RD20T1.5GALV	✓	20.0	1.5	0.684	6.0
RD21T2.2GALV	✓	21.0	2.2	1.021	6.0
RD25T2GALV	✓	25.0	2.0	1.134	6.0
RD25.4T1.2GALV	*	25.4	1.2	0.716	6.0
RD26T2.2GALV	✓	26.0	2.2	1.291	6.0
RD32T2.2GALV	✓	32.0	2.2	1.617	6.0
RD38T3GALV	✓	38.0	3.0	2.620	6.0
RD42T3GALV	✓	42.0	3.0	2.997	6.0
RD48T3GALV	✓	48.0	3.0	3.329	6.0
RD50T3GALV	✓	50.0	3.0	3.522	6.0
RD60T3GALV	✓	60.0	3.0	4.247	6.0
RD60T3.5GALV	✓	60.0	3.5	4.877	6.0
RD76T2GALV	✓	76.0	2.0	3.700	6.0
RD76T3GALV	✓	76.0	3.0	5.470	6.0
RD76T3.25GALV	*	76.0	3.25	5.831	6.0
RD89T3.5GALV	✓	89.0	3.5	7.470	6.0
RD114T3.25GALV	✓	114.0	3.25	8.876	6.0
RD165T3.5GALV	✓	165.0	3.5	13.939	6.0

Galvanised Steel Solid Round Section

Hot-dip Galvanised - 180g/m² Zinc Coated



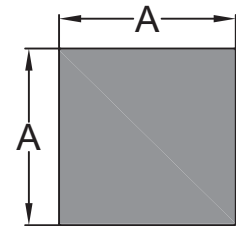
"✓" Stocked Item

"*" Pre-order Only Item
(30-40 working days delivery)

Product Code	Ex Stock	D (mm)	Mass (Kg/m)	Length (m)
SRD6L6GALV	*	6.0	0.222	6.0
SRD8L6GALV	✓	8.0	0.395	6.0
SRD10L6GALV	✓	10.0	0.617	6.0
SRD12L6GALV	✓	12.0	0.888	6.0
SRD14L6GALV	✓	14.0	1.209	6.0
SRD16L6GALV	✓	16.0	1.579	6.0
SRD18L6GALV	*	18.0	1.998	6.0
SRD20L6GALV	✓	20.0	2.466	6.0
SRD22L6GALV	*	22.0	2.983	6.0
SRD25L6GALV	*	25.0	3.854	6.0

Galvanised Steel Solid Square Section

Hot-dip Galvanised - 180g/m² Zinc Coated

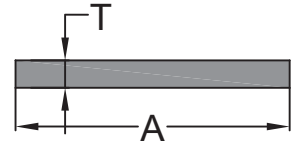


"✓" Stocked Item

"*" Pre-order Only Item
(30-40 working days delivery)

Product Code	Ex Stock	A (mm)	Mass (Kg/m)	Length (m)
SQBA8GALV	✓	8.0	0.500	6.0
SQBA10GALV	✓	10.0	0.788	6.0
SQBA12GALV	✓	12.0	1.140	6.0
SQBA14GALV	✓	14.0	1.550	6.0
SQBA16GALV	✓	16.0	2.030	6.0
SQBA20GALV	✓	20.0	3.170	6.0

Galvanised Steel Flat Bar



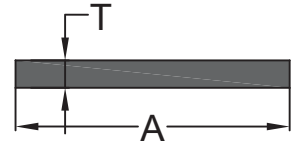
"✓" Stocked Item

"*" Pre-order Only Item
(30-40 working days delivery)

Hot-dip Galvanised - 180g/m² Zinc Coated

Product Code	Ex Stock	A (mm)	T (mm)	Mass (Kg/m)	Length (m)
FBA20T3GALV	✓	20.0	3.0	0.480	6.0
FBA20T5GALV	*	20.0	5.0	0.795	6.0
FBA20T6GALV	*	20.0	6.0	0.954	6.0
FBA25T3GALV	*	25.0	3.0	0.588	6.0
FBA25T4GALV	✓	25.0	4.0	0.800	6.0
FBA25T5GALV	*	25.0	5.0	0.994	6.0
FBA25T6GALV	✓	25.0	6.0	1.193	6.0
FBA30T3GALV	✓	30.0	3.0	0.706	6.0
FBA30T5GALV	*	30.0	5.0	1.193	6.0
FBA30T6GALV	✓	30.0	6.0	1.431	6.0
FBA30T8GALV	*	30.0	8.0	1.908	6.0
FBA30T10GALV	*	30.0	10.0	2.385	6.0
FBA40T3GALV	*	40.0	3.0	0.954	6.0
FBA40T4GALV	✓	40.0	4.0	1.255	6.0
FBA40T5GALV	✓	40.0	5.0	1.590	6.0
FBA50T4GALV	✓	50.0	4.0	1.590	6.0
FBA50T5GALV	✓	50.0	5.0	1.990	6.0
FBA60T6GALV	✓	60.0	6.0	2.860	6.0
FBA80T5GALV	✓	80.0	5.0	3.180	6.0
FBA80T10GALV	✓	80.0	10.0	6.360	6.0
FBA100T5GALV	✓	100.0	5.0	3.930	6.0
FBA100T8GALV	✓	100.0	8.0	6.280	6.0
FBA100T12GALV	✓	100.0	12.0	9.540	6.0
FBA150T6GALV	✓	150.0	6.0	7.150	6.0

Plain Black Steel Flat Bar



Q235B

"✓" Stocked Item

"*" Pre-order Only Item
(30-40 working days delivery)

Product Code	Ex Stock	A (mm)	T (mm)	Mass (Kg/m)	Length (m)
FBA50T6STEELPB	✓	50.0	6.0	2.370	6.0
FBA50T12STEELPB	✓	50.0	12.0	4.770	6.0
FBA60T6STEELPB	✓	60.0	6.0	2.850	6.0
FBA65T10STEELPB	✓	65.0	10.0	5.166	6.0
FBA65T12STEELPB	✓	65.0	12.0	6.199	6.0
FBA70T10STEELPB	✓	70.0	10.0	5.560	6.0
FBA70T12STEELPB	✓	70.0	12.0	6.676	6.0
FBA75T6STEELPB	✓	75.0	6.0	3.580	6.0
FBA75T8STEELPB	✓	75.0	8.0	4.770	6.0
FBA80T6STEELPB	✓	80.0	6.0	3.810	6.0
FBA80T10STEELPB	✓	80.0	10.0	6.360	6.0
FBA80T12STEELPB	✓	80.0	12.0	7.630	6.0
FBA90T6STEELPB	✓	90.0	6.0	4.290	6.0
FBA90T8STEELPB	✓	90.0	8.0	5.720	6.0
FBA90T10STEELPB	✓	90.0	10.0	7.150	6.0
FBA90T12STEELPB	✓	90.0	12.0	8.584	6.0
FBA100T6STEELPB	✓	100.0	6.0	4.770	6.0
FBA100T8STEELPB	✓	100.0	8.0	6.360	6.0
FBA100T10STEELPB	✓	100.0	10.0	7.948	6.0
FBA130T6STEELPB	✓	130.0	6.0	6.200	6.0
FBA150T6STEELPB	✓	150.0	6.0	7.150	6.0
FBA180T6STEELPB	✓	180.0	6.0	8.580	6.0
FBA180T10STEELPB	✓	180.0	10.0	14.310	6.0
FBA200T6STEELPB	✓	200.0	6.0	9.540	6.0
FBA200T10STEELPB	✓	200.0	10.0	15.900	6.0
FBA235T6STEELPB	✓	235.0	6.0	11.200	6.0
FBA235T8STEELPB	✓	235.0	8.0	14.940	6.0
FBA235T10STEELPB	✓	235.0	10.0	18.680	6.0
FBA250T6STEELPB	✓	250.0	6.0	11.900	6.0
FBA250T8STEELPB	✓	250.0	8.0	15.890	6.0
FBA250T10STEELPB	✓	250.0	10.0	19.870	6.0

Cold Rolled Mild Steel Flat Sheet

GB/T 708-2019



"✓" Stocked Item

"*" Pre-order Only Item
(30-40 working days delivery)

Product Code	Ex Stock	Thickness (mm)	Length (mm)	Width (mm)	Weight (kg)	Area (m ²)
CRSS0812524	✓	0.80	1250	2400	19.08	3.0
CRSS112524	✓	1.00	1250	2400	23.85	3.0
CRSS1212524	✓	1.20	1250	2400	28.62	3.0
CRSS1612524	✓	1.60	1250	2400	38.16	3.0
CRSS2012524	✓	2.00	1250	2400	47.70	3.0
CRSS2512524	✓	2.50	1250	2400	58.89	3.0
CRSS3012524	✓	3.00	1250	2400	70.65	3.0

Main Applications:

- Automotive Industry:** Car bodies and structural components.
- Appliances:** Home appliances like refrigerators and washing machines.
- Construction:** Roofing materials and wall panels.
- Furniture:** Metal furniture and cabinetry and etc.

Hot Rolled Mild Steel Tread plate

GB/T 3277-2021



Product Code	Ex Stock	Thickness (mm)	Length (mm)	Width (mm)	Weight (kg)	Area (m ²)
HRSTP312524	✓	3.00	1250	2400	75.13	3.0
HRSTP3153	✓	3.00	1500	3000	112.69	4.5
HRSTP412524	✓	4.00	1250	2400	100.17	3.0
HRSTP4153	✓	4.00	1500	3000	150.26	4.5
HRSTP512524	✓	5.00	1250	2400	125.21	3.0
HRSTP612524	✓	6.00	1250	2400	150.26	3.0
HRSTP6153	✓	6.00	1500	3000	225.38	4.5
HRSTP812524	✓	8.00	1250	2400	200.34	3.0
HRSTP1012524	✓	10.00	1250	2400	241.80	3.0

Main Applications:

- Industrial Flooring:** Platforms, stair treads, and walkways.
- Vehicle and Trailer Beds:** Flooring for trucks and trailers.
- Construction:** Ramps and dock plates.
- Marine Applications:** Decks and offshore structures and etc.

Galvanised Steel Flat Sheet

Z275 (20 microns)



"✓" Stocked Item
 "✳" Pre-order Only Item
 (30-40 working days delivery)

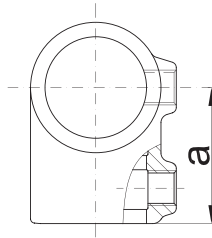
Product Code	Ex Stock	Thickness (mm)	Length (mm)	Width (mm)	Weight (kg)	Area (m ²)
GALVS05512524	✓	0.55	1250	2400	14.13	3.0
GALVS07512524	✓	0.75	1250	2400	18.84	3.0
GALVS09512524	✓	0.95	1250	2400	23.55	3.0
GALVS11512524	✓	1.15	1250	2400	28.26	3.0
GALVS15512524	✓	1.55	1250	2400	37.68	3.0
GALVS212524	✓	2.00	1250	2400	46.98	3.0
GALVS2512524	✓	2.50	1250	2400	59.55	3.0
GALVS312524	✓	3.00	1250	2400	71.67	3.0

Main Applications:

- 1. Construction Industry: Roofing, wall cladding, flashing, and gutters.*
- 2. Fencing & Outdoor Structures: Gates, garden sheds, and protective barriers.*
- 3. HVAC & Ducting: Ventilation systems, air ducts, and enclosure panels.*
- 4. Fabrication & General Engineering: Structural framing, trailer panel, and machinery covers.*

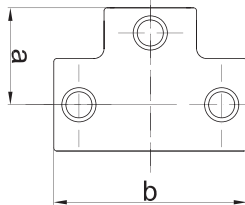
Cast Iron Pipe Fitting System

Cast Iron Round Pipe Fitting
T-Clamp (Short)



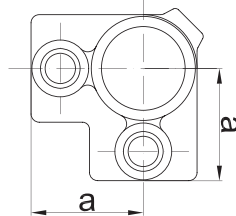
Code	Fit Size (mm)	Dimension (mm)			
		a	b	c	d
* SDA101S	17.2	30			
* SDA101T	21.3	35			
* SDA101A	26.9	41			
* SDA101B	33.7	46			
* SDA101C	42.4	60			
* SDA101D	48.3	68			
* SDA101E	60.3	84			
*SDA101BA	33.7/26.9	46			
*SDA101CB	42.4/33.7	57			
*SDA101CD	42.4/48.3	68			
*SDA101DC	48.3/42.4	63			
*SDA101ED	603/48.3	74			

Cast Iron Round Pipe Fitting
T-Clamp (Standard)



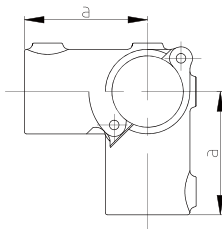
Code	Fit Size (mm)	Dimensions (mm)			
		a	b	c	d
* SDA104S	17.2	30	60		
✓ SDA104A	26.9	41	82		
✓ SDA104B	33.7	46	92		
✓ SDA104C	42.4	60	120		
✓ SDA104D	48.3	68	136		
✓ SDA104E	60.3	84	168		

Cast Iron Round Pipe Fitting
3-Way Clamp



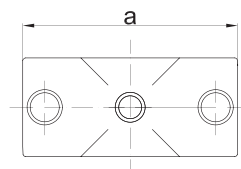
Code	Fit Size (mm)	Dimensions (mm)			
		a	b	c	d
* SDA116S	17.2	30			
* SDA116T	21.3	35			
✓ SDA116A	26.9	40			
✓ SDA116B	33.7	48			
✓ SDA116C	42.4	60			
✓ SDA116D	48.3	68			
✓ SDA116E	60.3	86			

Cast Iron Round Pipe Fitting
3-Way Clamp



Code	Fit Size (mm)	Dimensions (mm)			
		a	b	c	d
*SDA116AD	48.3	88			


Cast Iron Round Pipe Fitting
Cross Clamp



Code	Fit Size (mm)	Dimensions (mm)			
		a	b	c	d
* SDA119T	21.3	70			
✓ SDA119A	26.9	80			
✓ SDA119B	33.7	96			
✓ SDA119C	42.4	120			
*SDA119CD	42.4/48.3	122			
✓ SDA119D	48.3	135			
✓ SDA119E	60.3	168			

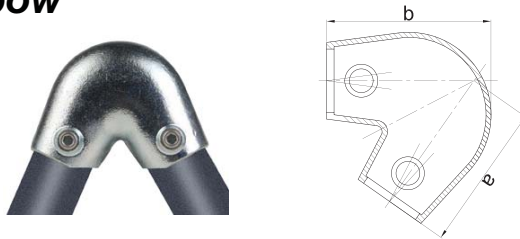
Cast Iron Pipe Fitting System

Cast Iron Round Pipe Fitting
Cross Clamp



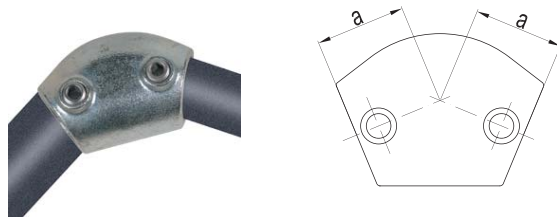
Code	Fit Size (mm)	Dimensions (mm)			
		a	b	c	d
* SDA119AD	48.3	88			

Cast Iron Round Pipe Fitting
30° Elbow



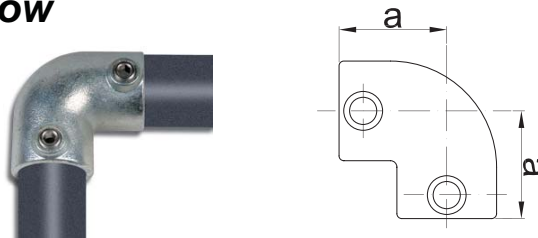
Code	Fit Size (mm)	Dimensions (mm)			
		a	b	c	d
* SDA123D	48.3	120	134		

Cast Iron Round Pipe Fitting
120° Elbow



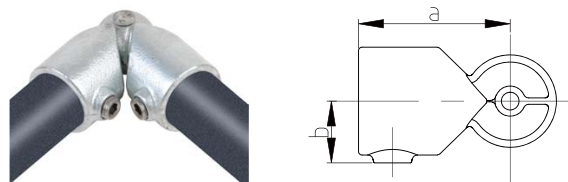
Code	Fit Size (mm)	Dimensions (mm)			
		a	b	c	d
* SDA124B	33.7	40			
* SDA124C	42.4	47.5			
* SDA124D	48.3	44			

Cast Iron Round Pipe Fitting
90° Elbow



Code	Fit Size (mm)	Dimensions (mm)			
		a	b	c	d
* SDA125S	17.2	30			
* SDA125T	21.3	35			
✓ SDA125A	26.9	41			
✓ SDA125B	33.7	46			
✓ SDA125C	42.4	60			
✓ SDA125D	48.3	68			
* SDA125DC	48.3/42.4	68/60			
✓ SDA125E	60.3	84			

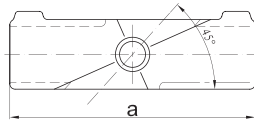
Cast Iron Round Pipe Fitting
90° Elbow



Code	Fit Size (mm)	Dimensions (mm)			
		a	b	c	d
✓ SDA125HB	33.7	62	27.2		
✓ SDA125HC	42.4	75	31.7		
✓ SDA125HD	48.3	85	34.7		

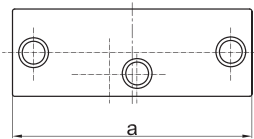
Cast Iron Pipe Fitting System

Cast Iron Round Pipe Fitting
Cross Clamp (45°)



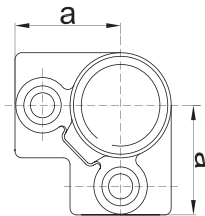
Code	Fit Size (mm)	Dimensions (mm)			
		a	b	c	d
* SDA126C	42.4	190			
* SDA126D	48.3	218			

Cast Iron Round Pipe Fitting
T-Clamp (45°)



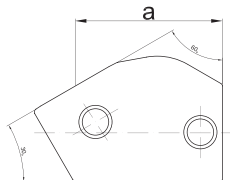
Code	Fit Size (mm)	Dimensions (mm)			
		a	b	c	d
* SDA127B	33.7	119			
* SDA127C	42.4	147			
* SDA127D	48.3	164.5			

Cast Iron Round Pipe Fitting
3-Way 90° Elbow



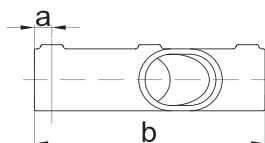
Code	Fit Size (mm)	Dimensions (mm)			
		a	b	c	d
* SDA128S	17.2	30			
* SDA128T	21.3	35			
✓ SDA128A	26.9	40			
✓ SDA128B	33.7	48			
✓ SDA128C	42.4	60			
✓ SDA128D	48.3	68			
✓ SDA128E	60.3	85			

Cast Iron Round Pipe Fitting
T-Clamp (30°)



Code	Fit Size (mm)	Dimensions (mm)			
		a	b	c	d
* SDA129A	26.9	75			
* SDA129B	33.7	70			
* SDA129C	42.4	85			
* SDA129D	48.3	90			

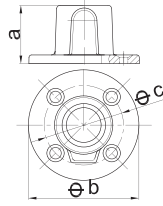
Cast Iron Round Pipe Fitting
Cross Clamp (45°)



Code	Fit Size (mm)	Dimensions (mm)			
		a	b	c	d
* SDA130B	33.7	14.5	147		
* SDA130C	42.4	16.5	199		
* SDA130D	48.3	16.5	217		

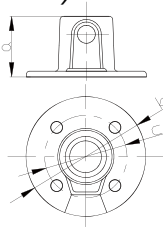
Cast Iron Pipe Fitting System

Cast Iron Round Pipe Fitting
Base Plate (Round)



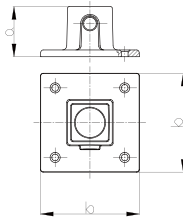
Code	Fit Size (mm)	Dimensions (mm)			
		a	b	c	d
* SDA131T	21.3	32	74	55.5	
* SDA131A	26.9	42	83	57	
* SDA131B	33.7	48	89	65	
* SDA131C	42.4	50	102	76	
* SDA131D	48.3	59	114	88.5	
* SDA131E	60.3	64	127	95	

Cast Iron Round Pipe Fitting
Base Plate (Round-Continuous)



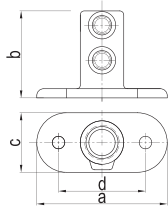
Code	Fit Size (mm)	Dimensions (mm)			
		a	b	c	d
*SDA131TT	21.3	32	74	55.5	
*SDA131TA	26.9	42	83	57	
*SDA131TB	33.7	48	89	65	
*SDA131TC	42.4	50	102	76	
*SDA131TD	48.3	59	114	88.5	
*SDA131TE	60.3	64	127	95	

Cast Iron Round Pipe Fitting
Base Plate (Square-Continuous)



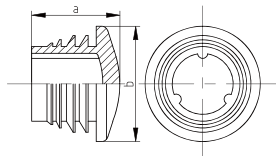
Code	Fit Size (mm)	Dimensions (mm)			
		a	b	c	d
*SDA131FD	48.3	116	82	42	8

Cast Iron Round Pipe Fitting
Base Plate (Square-Continuous)



Code	Fit Size (mm)	Dimensions (mm)			
		a	b	c	d
✓ SDA132A	26.9	105	60	52	76
✓ SDA132B	33.7	127	71	62	89
✓ SDA132C	42.4	139	84	72	101
✓ SDA132D	48.3	152	89	86	114
✓ SDA132E	60.3	165	104	96	127

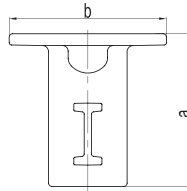
Cast Iron Round Pipe Fitting
Pipe End Cap (Round)



Code	Fit Size (mm)	Dimensions (mm)			
		a	b	c	d
✓ SDA133B	33.7	26	34		
✓ SDA133C	42.4	30	42.5		
✓ SDA133D	48.3	31	48		
✓ SDA133E	60.3	26	60		

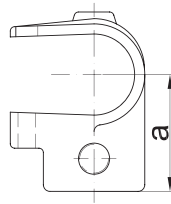
Cast Iron Pipe Fitting System

Cast Iron Round Pipe Fitting **Base Plate** (Round)



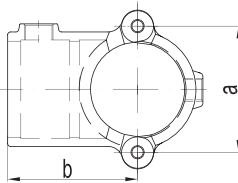
Code	Fit Size (mm)	Dimensions (mm)			
		a	b	c	d
* SDA134A	26.9	105	105		
* SDA134B	33.7	123	127		
* SDA134C	42.4	136	140		
* SDA134D	48.3	136	140		

Cast Iron Round Pipe Fitting **T-Clamp** (Clip-on)



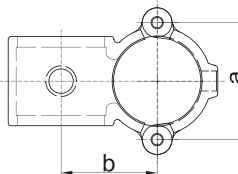
Code	Fit Size (mm)	Dimensions (mm)			
		a	b	c	d
* SDA135A	26.9	50			
* SDA135B	33.7	53			
* SDA135C	42.4	67			
* SDA135D	48.3	77			
* SDA135E	60.3	90.5			

Cast Iron Round Pipe Fitting **T-Clamp** (Clip-on)



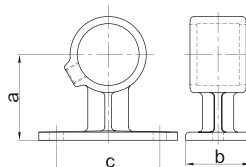
Code	Fit Size (mm)	Dimensions (mm)			
		a	b	c	d
* SDA136B	33.7	53.5	52		
* SDA136C	42.4	61.4	60		
* SDA136D	48.3	67	69		

Cast Iron Round Pipe Fitting **Cross Clamp** (Clip-on)



Code	Fit Size (mm)	Dimensions (mm)			
		a	b	c	d
* SDA137B	33.7	53.5	41		
* SDA137C	42.4	61.4	50		
* SDA137D	48.3	67	55		

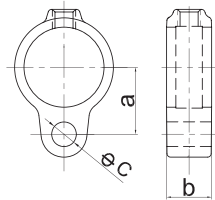
Cast Iron Round Pipe Fitting **Handrail Bracket**



Code	Fit Size (mm)	Dimensions (mm)			
		a	b	c	d
* SDA143S	17.2	39	32	45	
✓ SDA143A	26.9	55	44	57	
✓ SDA143B	33.7	57	44	62	
✓ SDA143C	42.4	63	44	76	
✓ SDA143D	48.3	67	50	82.5	

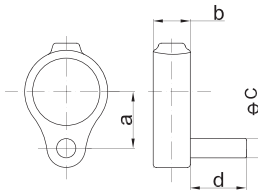
Cast Iron Pipe Fitting System

Cast Iron Round Pipe Fitting Gate Eye Fitting



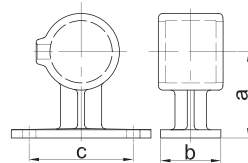
Code	Fit Size (mm)	Dimensions (mm)			
		a	b	c	d
* SDA138A	26.9	30	25	14	
* SDA138B	33.7	33	25	14	
* SDA138C	42.4	38	25	14	
* SDA138D	48.3	41	25	14	

Cast Iron Round Pipe Fitting Gate Pin Fitting



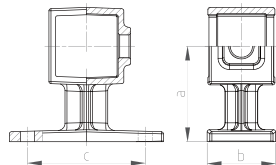
Code	Fit Size (mm)	Dimensions (mm)			
		a	b	c	d
* SDA140A	26.9	30	25	13	38
* SDA140B	33.7	33	25	13	38
* SDA140C	42.4	38	25	12	38
* SDA140D	48.3	41	25	12	38

Cast Iron Round Pipe Fitting Handrail Bracket (Round)



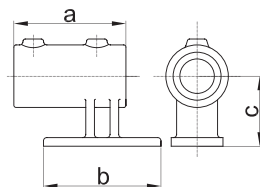
Code	Fit Size (mm)	Dimensions (mm)			
		a	b	c	d
✓SDA143WA	26.9	55	44	57.5	
✓SDA143WB	33.7	57	44	63	
✓SDA143WC	42.4	63	44	76	
✓SDA143WD	48.3	67	48	82.5	

Cast Iron Round Pipe Fitting Handrail Bracket (Square)



Code	Fit Size (mm)	Dimensions (mm)			
		a	b	c	d
* SDA143FWD	48.3	67	48	82.5	

Cast Iron Round Pipe Fitting Handrail Side Support (Vertical Flange)

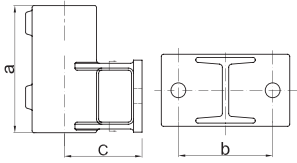


Code	Fit Size (mm)	Dimensions (mm)			
		a	b	c	d
* SDA144B	33.7	104	96	65	
* SDA144C	42.4	112	110	64.5	
* SDA144D	48.3	120	123	65	

Cast Iron Pipe Fitting System

Cast Iron Round Pipe Fitting

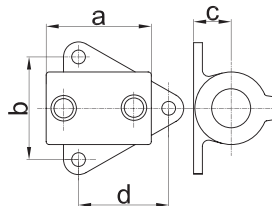
Handrail Side Support (Horizontal Flange)



Code	Fit Size (mm)	Dimensions (mm)			
		a	b	c	d
* SDA145B	33.7	102	67	57	
* SDA145C	42.4	111	73	64	
* SDA145D	48.3	119	89	73	

Cast Iron Round Pipe Fitting

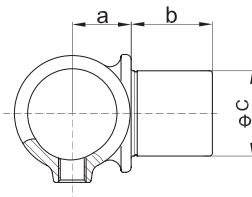
Side Palm Wall Fixing



Code	Fit Size (mm)	Dimensions (mm)			
		a	b	c	d
✓ SDA146B	33.7	76	71	24	63
✓ SDA146C	42.4	83	82	28	72
✓ SDA146D	48.3	89	86	31	78

Cast Iron Round Pipe Fitting

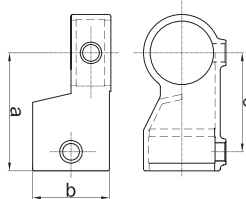
T-Clamp (Internal Swivel)



Code	Fit Size (mm)	Dimensions (mm)			
		a	b	c	d
* SDA147B	33.7	23	29	34	
* SDA147C	42.4	26	37	42	
* SDA147D	48.3	30	42	48	

Cast Iron Round Pipe Fitting

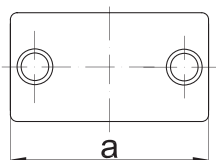
Inline T-Clamp (Short Swivel)



Code	Fit Size (mm)	Dimensions (mm)			
		a	b	c	d
* SDA148A	26.9	53	37	42	
* SDA148B	33.7	59	46	48	
* SDA148C	42.4	73	55	58.5	
* SDA148D	48.3	93	60.5	78	
* SDA148E	60.3	110	73	93.5	

Cast Iron Round Pipe Fitting

Sleeve Joint

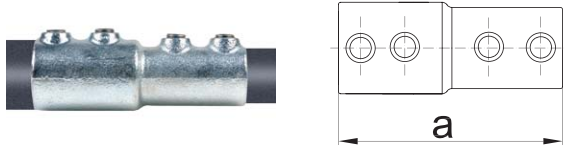


Code	Fit Size (mm)	Dimensions (mm)			
		a	b	c	d
* SDA149S	17.2	60			
✓ SDA149A	26.9	76			
✓ SDA149B	33.7	89			
✓ SDA149C	42.4	102			
✓ SDA149D	48.3	102			
✓ SDA149E	60.3	120			

Cast Iron Pipe Fitting System

Cast Iron Round Pipe Fitting

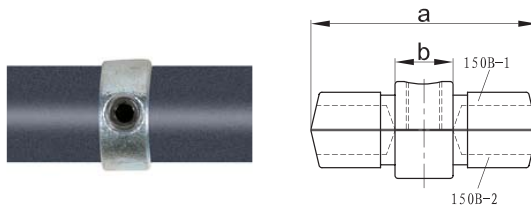
Sleeve Joint (33.7 - 26.9)



Code	Fit Size (mm)	Dimensions (mm)			
		a	b	c	d
*SDA149BA	33.7/26.9	130			

Cast Iron Round Pipe Fitting

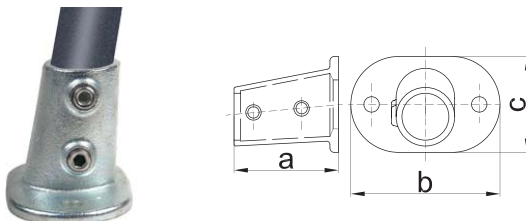
Inline Internal Joint



Code	Fit Size (mm)	Dimensions (mm)			
		a	b	c	d
* SDA150A	26.9	76	22		
* SDA150B	33.7	78	20		
* SDA150C	42.4	78	20		
* SDA150D	48.3	78	20		

Cast Iron Round Pipe Fitting


Flange Base (Pivot 0°-11°)



Code	Fit Size (mm)	Dimensions (mm)			
		a	b	c	d
*SDA152B	33.7	90	127	80	
*SDA152C	42.4	98	140	90	
*SDA152D	48.3	99	153	96	

Cast Iron Round Pipe Fitting

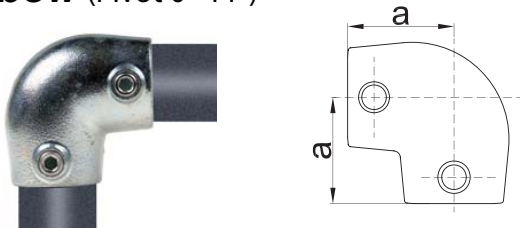
T-Clamp (Pivot 0°-11°)



Code	Fit Size (mm)	Dimensions (mm)			
		a	b	c	d
*SDA153B	33.7	60	46		
*SDA153C	42.4	70	60		
*SDA153D	48.3	78	68		

Cast Iron Round Pipe Fitting

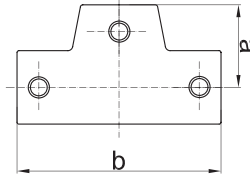
90° Elbow (Pivot 0°-11°)



Code	Fit Size (mm)	Dimensions (mm)			
		a	b	c	d
* SDA154B	33.7	46			
* SDA154C	42.4	60			
* SDA154D	48.3	68			

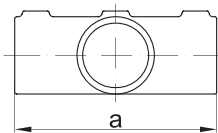
Cast Iron Pipe Fitting System

Cast Iron Round Pipe Fitting **Short T-Clamp** (Pivot 0°-11°)



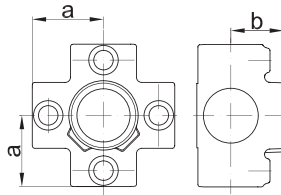
Code	Fit Size (mm)	Dimensions (mm)			
		a	b	c	d
✓SDA155B	33.7	46	104		
✓SDA155C	42.4	60	145		
✓SDA155D	48.3	68	168		

Cast Iron Round Pipe Fitting **Inline Internal Joint**



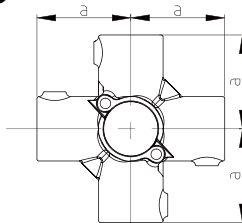
Code	Fit Size (mm)	Dimensions (mm)			
		a	b	c	d
*SDA156B	33.7	110			
*SDA156C	42.4	140			
*SDA156D	48.3	158			

Cast Iron Round Pipe Fitting **4-Way Cross Clamp**



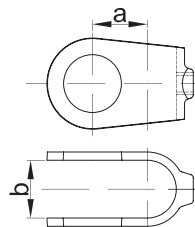

Code	Fit Size (mm)	Dimensions (mm)			
		a	b	c	d
*SDA158T	21.3	35	35		
*SDA158A	26.9	41	32		
*SDA158B	33.7	46	35		
*SDA158C	42.4	60	43.5		
*SDA158D	48.3	68	49.5		

Cast Iron Round Pipe Fitting **4-Way Cross Clamp**



Code	Fit Size (mm)	Dimensions (mm)			
		a	b	c	d
*SDA158AD	48.3	88			

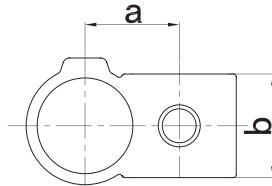
Cast Iron Round Pipe Fitting **Crossover Clamp** (90°)



Code	Fit Size (mm)	Dimensions (mm)			
		a	b	c	d
*SDA160A	26.9	27	28		
*SDA160B	33.7	34	35		
*SDA160C	42.4	43	45.4		
*SDA160D	48.3	49	51.6		
*SDA160E	60.3	61	63		

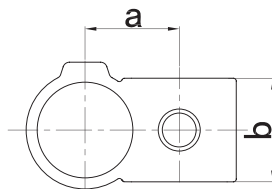
Cast Iron Pipe Fitting System

Cast Iron Round Pipe Fitting
Crossover Clamp (90°)



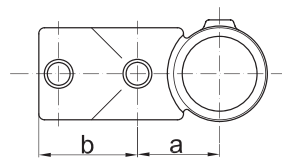
Code	Fit Size (mm)	Dimensions (mm)			
		a	b	c	d
*SDA161A	26.9	38	31.5		
*SDA161B	33.7	41	38.5		
*SDA161C	42.4	50	45		
*SDA161D	48.3	50	55		
*SDA161E	60.3	64	61		

Cast Iron Round Pipe Fitting
Crossover Clamp (90°)



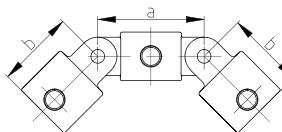
Code	Fit Size (mm)	Dimensions (mm)			
		a	b	c	d
*SDA161CB	42.4/33.7	45	46		
*SDA161DB	48.3/33.7	45	38.5		
*SDA161DC	48.3/42.4	49	45		
*SDA161ED	60.3/48.3	58	55		

Cast Iron Round Pipe Fitting
Crossover & T-Clamp



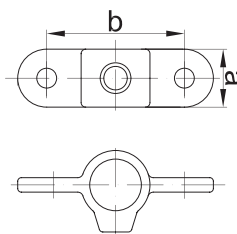
Code	Fit Size (mm)	Dimensions (mm)			
		a	b	c	d
*SDA165A	26.9	35	40		
*SDA165B	33.7	40	48		
*SDA165C	42.4	50	60		
*SDA165D	48.3	56	67		

Cast Iron Round Pipe Fitting
2-Way Swivel Key Clamp



Code	Fit Size (mm)	Dimensions (mm)			
		a	b	c	d
*SDA167A	26.9	76	58.5		
*SDA167B	33.7	86	61		
*SDA167C	42.4	95	69		
*SDA167D	48.3	100	77		
*SDA167E	60.3	124	90.5		

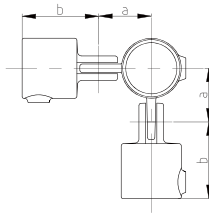
Cast Iron Round Pipe Fitting
2 Male Swivel Socket



Code	Fit Size (mm)	Dimensions (mm)			
		a	b	c	d
*SDA167MA	26.9	32	76		
*SDA167MB	33.7	40	86		
*SDA167MC	42.4	45	95		
*SDA167MD	48.3	48	105		
*SDA167ME	60.3	38	124		

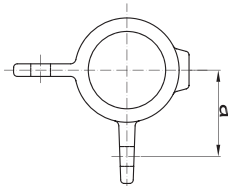
Cast Iron Pipe Fitting System

Cast Iron Round Pipe Fitting 90° Corner Swivel Clamp



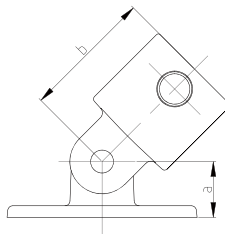
Code	Fit Size (mm)	Dimensions (mm)			
		a	b	c	d
* SDA168A	26.9	38	58.5		
* SDA168B	33.7	43.5	61		
* SDA168C	42.4	47	69		
* SDA168D	48.3	53	77		
* SDA168E	60.3	62	90.5		

Cast Iron Round Pipe Fitting 2 Male Swivel Socket (90°)



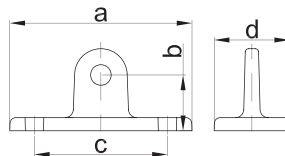
Code	Fit Size (mm)	Dimensions (mm)			
		a	b	c	d
*SDA168MA	26.9	38			
*SDA168MB	33.7	43.5			
*SDA168MC	42.4	48			
*SDA168MD	48.3	53			
*SDA168ME	60.3	62			

Cast Iron Round Pipe Fitting Swivel Wall Strut



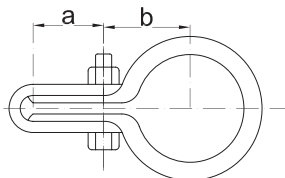
Code	Fit Size (mm)	Dimensions (mm)			
		a	b	c	d
✓SDA169A	26.9	32	58.5		
✓SDA169B	33.7	32	61		
✓SDA169C	42.4	32	69		
✓SDA169D	48.3	32	77		
✓SDA169E	60.3	32	95		

Cast Iron Round Pipe Fitting Base Swivel Socket



Code	Fit Size (mm)	Dimensions (mm)			
		a	b	c	d
* SDA169MM		112	32	85	51
* SDA169MA	26.9	111	40	81	46
* SDA169MB	33.7	112	32	85	52
* SDA169MC	42.4	112	32	85	52
* SDA169MD	48.3	112	32	85	52

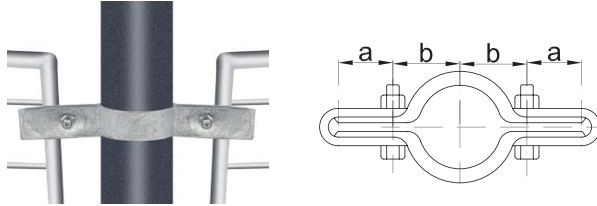
Cast Iron Round Pipe Fitting Mesh Panel Clip (Single Side)



Code	Fit Size (mm)	Dimensions (mm)			
		a	b	c	d
* SDA170A	26.9	22	25		
* SDA170B	33.7	25	28		
* SDA170C	42.4	25	33		
* SDA170D	48.3	25	35		
* SDA170E	60.3	25	40		

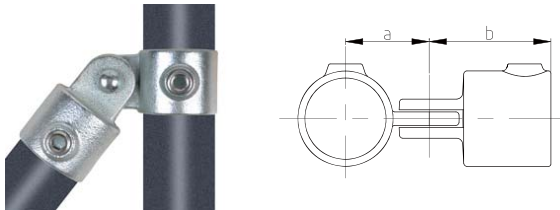
Cast Iron Pipe Fitting System

Cast Iron Round Pipe Fitting Mesh Panel Clip (Double Side)



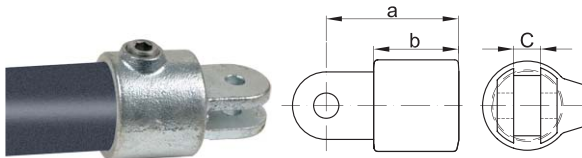
Code	Fit Size (mm)	Dimensions (mm)			
		a	b	c	d
* SDA171A	26.9	22	25		
* SDA171B	33.7	25	28		
* SDA171C	42.4	25	33		
* SDA171D	48.3	25	35		
* SDA171E	60.3	25	40		

Cast Iron Round Pipe Fitting Single Swivel Joint



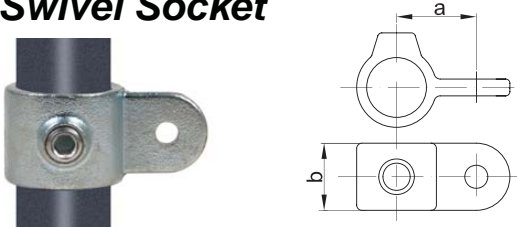
Code	Fit Size (mm)	Dimensions (mm)			
		a	b	c	d
* SDA173S	17.2	26	41		
✓ SDA173A	26.9	38	58.5		
✓ SDA173B	33.7	43.5	61		
✓ SDA173C	42.4	47	69		
✓ SDA173D	48.3	53	77		
✓ SDA173E	60.3	62	90.5		

Cast Iron Round Pipe Fitting Female Swivel Socket



Code	Fit Size (mm)	Dimensions (mm)			
		a	b	c	d
* SDA173FA	26.9	61	38	11.2	
* SDA173FB	33.7	61	38	11.2	
* SDA173FC	42.4	69	46	11.2	
* SDA173FD	48.3	77	55	11.2	
* SDA173FE	60.3	90.5	63	11.2	

Cast Iron Round Pipe Fitting 1 Male Swivel Socket



Code	Fit Size (mm)	Dimensions (mm)			
		a	b	c	d
* SDA173MA	26.9	40	38		
* SDA173MB	33.7	43.5	38		
* SDA173MC	42.4	48	44.5		
* SDA173MD	48.3	53	44.5		
* SDA173ME	60.3	62	50.5		

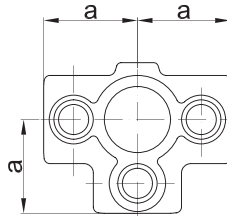
Cast Iron Round Pipe Fitting Side Mesh Panel Clip



Code	Fit Size (mm)	Dimensions (mm)			
		a	b	c	d
* SDA175MD	48.3	77	56	4	

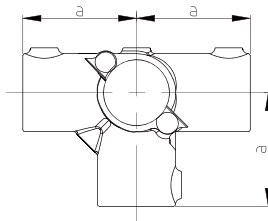
Cast Iron Pipe Fitting System

Cast Iron Round Pipe Fitting
3-Way T-Clamp (Standard)



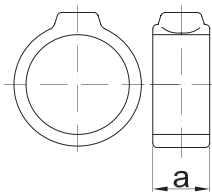
Code	Fit Size (mm)	Dimensions (mm)			
		a	b	c	d
*SDA176T	21.3	35			
*SDA176A	26.9	40			
*SDA176B	33.7	46			
*SDA176C	42.4	60			
*SDA176D	48.3	68			
*SDA176E	60.3	84.5			

Cast Iron Round Pipe Fitting
3-Way T-Clamp (Long)



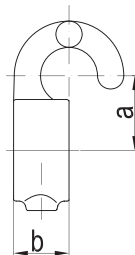
Code	Fit Size (mm)	Dimensions (mm)			
		a	b	c	d
*SDA176AD	48.3	88			

Cast Iron Round Pipe Fitting
Locking Collar



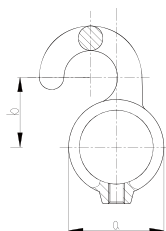
Code	Fit Size (mm)	Dimensions (mm)			
		a	b	c	d
* SDA179A	26.9	22			
* SDA179B	33.7	25			
* SDA179C	42.4	25			
* SDA179D	48.3	32			

Cast Iron Round Pipe Fitting
Hook Clamp



Code	Fit Size (mm)	Dimensions (mm)			
		a	b	c	d
* SDA182S	17.2	22.5	25		
* SDA182A	26.9	32	25		
* SDA182B	33.7	34	25		
* SDA182C	42.4	39	25		
* SDA182D	48.3	41	25		

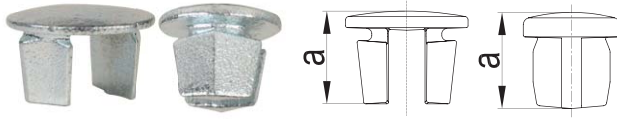
Cast Iron Round Pipe Fitting
Hook Ring



Code	Fit Size (mm)	Dimensions (mm)			
		a	b	c	d
*SDA182TA	26.9		32		
*SDA182TB	33.7		34		
*SDA182TC	42.4		39		
*SDA182TD	48.3		41		

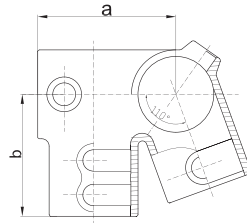
Cast Iron Pipe Fitting System

Cast Iron Round Pipe Fitting Pipe End Cap



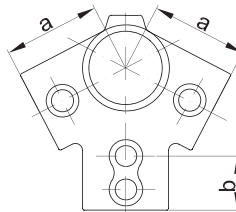
Code	Fit Size (mm)	Dimensions (mm)			
		a	b	c	d
*SDA184S		17.2			
*SDA184A	26.9	27.5			
*SDA184B	33.7	26.5			
*SDA184C	42.4	29.4			
*SDA184D	48.3	28			
*SDA184E	60.3	38			

Cast Iron Round Pipe Fitting Eves Roof Clamp



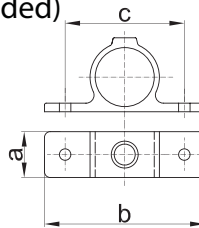
Code	Fit Size (mm)	Dimensions (mm)			
		a	b	c	d
*SDA185A	26.9	55	60		
*SDA185C	42.4	82	80		
*SDA185D	48.3	94	83		

Cast Iron Round Pipe Fitting Roof Ridge Clamp



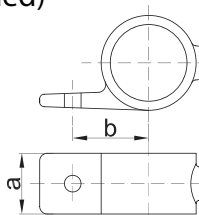
Code	Fit Size (mm)	Dimensions (mm)			
		a	b	c	d
*SDA191A	26.9	52	30		
*SDA191C	42.4	72	36		
*SDA191D	48.3	70	39.5		

Cast Iron Round Pipe Fitting Fixing Bracket (Double-sided)



Code	Fit Size (mm)	Dimensions (mm)			
		a	b	c	d
*SDA198S	17.2	18	65	47	
*SDA198A	26.9	35	128	94	
*SDA198B	33.7	30	120	86	
*SDA198C	42.4	33	130	95	
*SDA198D	48.3	35	140	104	

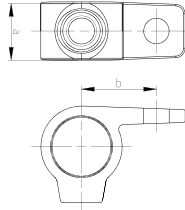
Cast Iron Round Pipe Fitting Fixing Bracket (Single-sided)



Code	Fit Size (mm)	Dimensions (mm)			
		a	b	c	d
*SDA199B	33.7	30	43		
*SDA199C	42.4	33	47.5		
*SDA199D	48.3	35	52		

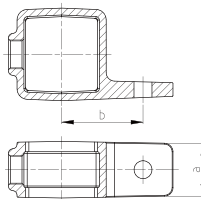
Cast Iron Pipe Fitting System

Cast Iron Round Pipe Fitting
Fixing Bracket (Single-sided)



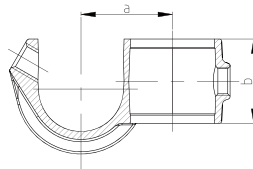
Code	Fit Size (mm)	Dimensions (mm)			
		a	b	c	d
* SDA199S	17.2	18	23.5		
* SDA199A	26.9	35	47		

Cast Iron Round Pipe Fitting
Fixing Bracket (Square Single-sided)



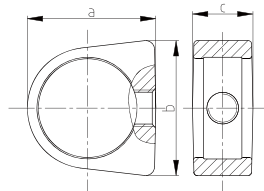
Code	Fit Size (mm)	Dimensions (mm)			
		a	b	c	d
* SDA199FD	48.3	30.9	47.5		

Cast Iron Round Pipe Fitting
Cross Clamp (Clip-on)



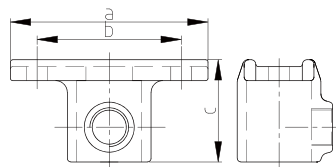
Code	Fit Size (mm)	Dimensions (mm)			
		a	b	c	d
* SDA201D	48.3	55.3	51.5		

Cast Iron Round Pipe Fitting
Locking Collar



Code	Fit Size (mm)	Dimensions (mm)			
		a	b	c	d
* SDA235C	42.4	58.5	62.6	27.5	

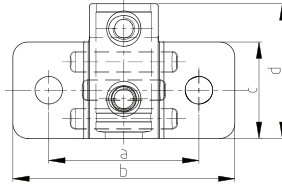
Cast Iron Round Pipe Fitting
Base Flange



Code	Fit Size (mm)	Dimensions (mm)			
		a	b	c	d
* SDA20X85	26.9	85	62	44	
* SDA20X110	26.9	110	85	44	
* SDA20X165	26.9	165	140	44	

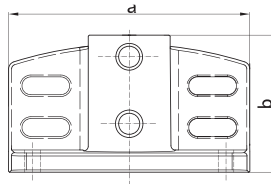
Cast Iron Pipe Fitting System

Cast Iron Round Pipe Fitting
Side Palm Key Clamp (Heavy-duty)



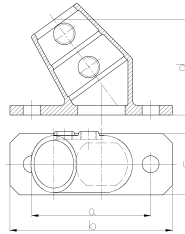
Code	Fit Size (mm)	Dimensions (mm)			
		a	b	c	d
* SDA246B	33.7	100.5	148	64	90
* SDA246C	42.4	100.5	148	64	90
* SDA246D	48.3	102	145	75	90

Cast Iron Round Pipe Fitting
Base Flange (With Toeboard)



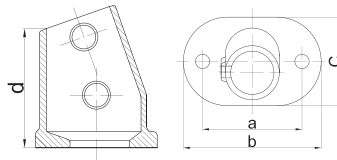
Code	Fit Size (mm)	Dimensions (mm)			
		a	b	c	d
* SDA247C	42.4	162	90		
* SDA247D	48.3	162	90		

Cast Iron Round Pipe Fitting
Angle Base Flange



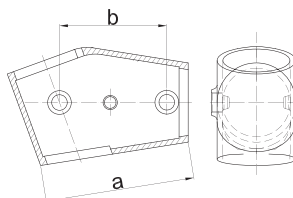
Code	Fit Size (mm)	Dimensions (mm)			
		a	b	c	d
* SDA252D	48.3	126	172	65	101

Cast Iron Round Pipe Fitting
Angle Base Flange



Code	Fit Size (mm)	Dimensions (mm)			
		a	b	c	d
*SDA252ZD	48.3	127	165	92	88

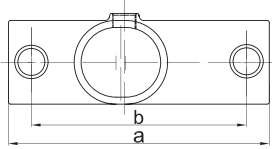
Cast Iron Round Pipe Fitting
Angle T-Clamp



Code	Fit Size (mm)	Dimensions (mm)			
		a	b	c	d
*SDA253ZD	48.3	115	86		

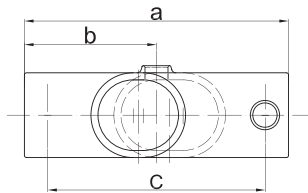
Cast Iron Pipe Fitting System

Cast Iron Round Pipe Fitting
T-Clamp (Offsite)



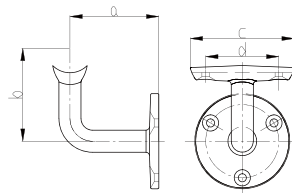
Code	Fit Size (mm)	Dimensions (mm)			
		a	b	c	d
*SDA255ZD	48.3	187	154		

Cast Iron Round Pipe Fitting
Angle Cross Clamp



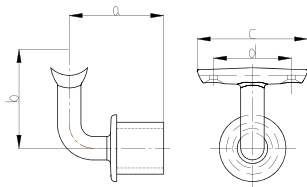
Code	Fit Size (mm)	Dimensions (mm)			
		a	b	c	d
*SDA256ZD	48.3	187	93.5	154	

Cast Iron Round Pipe Fitting
Handrail Bracket



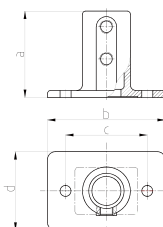
Code	Fit Size (mm)	Dimensions (mm)			
		a	b	c	d
*SDA746C	42.4	76.5	80	90	63

Cast Iron Round Pipe Fitting
Handrail Bracket



Code	Fit Size (mm)	Dimensions (mm)			
		a	b	c	d
*SDA748C	42.4	76.5	80	90	63

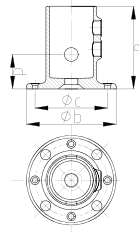
Cast Iron Round Pipe Fitting
Base Flange



Code	Fit Size (mm)	Dimensions (mm)			
		a	b	c	d
*SDAKF393C	42.4	110	150	104	100

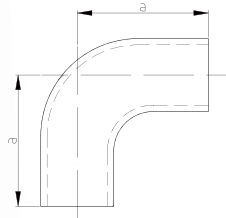
Cast Iron Pipe Fitting System

Cast Iron Round Pipe Fitting
Base Flange



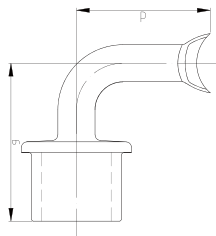
Code	Fit Size (mm)	Dimensions (mm.)			
		a	b	c	d
*SDAT132D	48.3	96	104	81.2	40

Cast Iron Round Pipe Fitting
90° Elbow



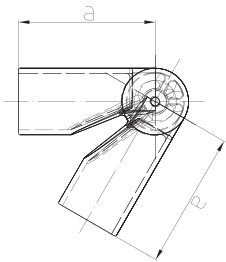
Code	Fit Size (mm)	Dimensions (mm)			
		a	b	c	d
*SDADDA-1	33.7	78.2			

Cast Iron Round Pipe Fitting
Handrail Bracket



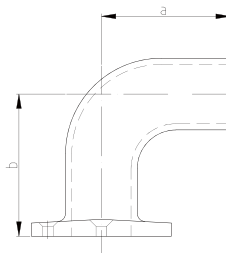
Code	Fit Size (mm)	Dimensions (mm)			
		a	b	c	d
*SDADDA-3		85	70		

Cast Iron Round Pipe Fitting
Swivel Elbow



Code	Fit Size (mm)	Dimensions (mm)			
		a	b	c	d
*SDADDA-5	42.4	88			

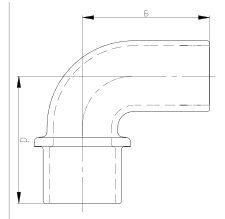
Cast Iron Round Pipe Fitting
Base Flange



Code	Fit Size (mm)	Dimensions (mm)			
		a	b	c	d
*SDADDA-2	33.7	78.2	86.2		

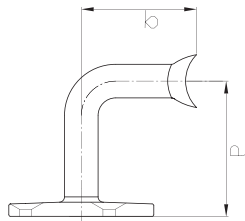
Cast Iron Pipe Fitting System

Cast Iron Round Pipe Fitting
Base Flange



Code	Fit Size (mm)	Dimensions (mm)			
		a	b	c	d
*SDADDA-4	33.7	78			

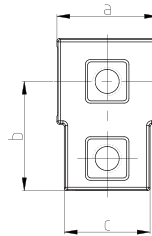
Cast Iron Round Pipe Fitting
90° Elbow



Code	Fit Size (mm)	Dimensions (mm)			
		a	b	c	d
√SDADDA-6		95	70		

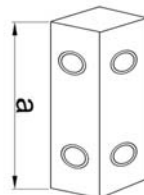
Aluminium Pipe Fitting System

Aluminium Square Pipe Fitting
T-Clamp



Code	Fit Size (mm)	Dimensions (mm)			
		a	b	c	d
*101F-20	20x20	35		23	
√SL-346	25x25	41		37	
√SL-347	30x30	50		43	
*101F-40	40x40	59		53	

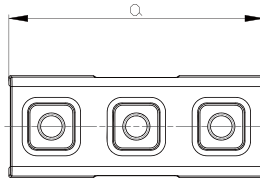
Aluminium Square Pipe Fitting
Straight Joint



Code	Fit Size (mm)	Dimensions (mm)			
		a	b	c	d
*149F-20	20x20	50			
√SL-360	25x25	60			
√SL-361	30x30	70			

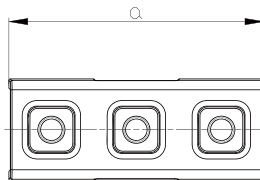
Aluminium Pipe Fitting System

Aluminium Square Pipe Fitting
Cross Clamp



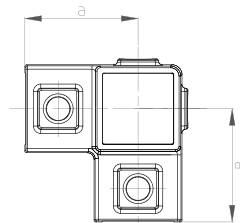
Code	Fit Size (mm)	Dimensions (mm)			
		a	b	c	d
*119F-20	20x20	72			
✓SL-356	25x25	84			
✓SL-357	30x30	93			
*119F-40	40x40	122			

Aluminium Square Pipe Fitting
Cross Clamp



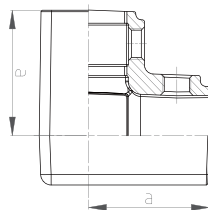

Code	Fit Size (mm)	Dimensions (mm)			
		a	b	c	d
*104F-20	20x20	72			
✓SL-354	25x25	84			
✓SL-355	30x30	93			
*104F-40	40x40	122			

Aluminium Square Pipe Fitting
4-Way Clamp



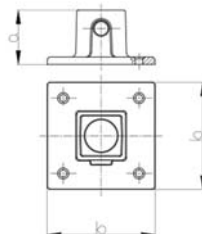
Code	Fit Size (mm)	Dimensions (mm)			
		a	b	c	d
*128F-20	20x20				
✓SL-350	25x25	42			
✓SL-351	30x30	47			
*128F-40	40x40	61			

Aluminium Square Pipe Fitting
3-Way Clamp (Close)



Code	Fit Size (mm)	Dimensions (mm)			
		a	b	c	d
*104F-20	20x20				
*SL-353	25x25	42			
*SL-352	30x30	47			
*104F-40	40x40	61			

Aluminium Square Pipe Fitting
Base Flange



Code	Fit Size (mm)	Dimensions (mm)			
		a	b	c	d
*131F-20	20x20	36	75		
*SL-358	25x25	41	80		
*SL-359	30x30	43	85		

Site Damp Control Solutions

DPM - Damp Proof Membrane (Concrete Underlay)

Thickness: **200um (0.2mm)**
Material: **PE - Polythene**



Code	Width	Roll Length	Color	Weight
DPMW1L50	1m	50m	Black	13.8kg
DPMW4L25	4m	25m	Black	27.6kg
DPMW4L25W	4m	25m	White	27.6kg



Our polythene Damp Proof Membrane, available in black and white, provides essential moisture protection for concrete foundations and flooring. With a thickness of 200µm, it's designed to prevent rising damp and protect against moisture infiltration in residential and commercial projects. Ideal for use under concrete slabs and walls.

*This product is conveniently folded and rolled into a 1m-wide roll for easy handling and installation.

Drainage Board - Dimpled Sheet

Thickness: **600um (0.6mm)**
Dimple Height: **8.0mm**
Material: **Composite plastic polymer**
Max Load: **250KN/m²**



Code	Width	Length	Color	Weight
DBW1.2L2.1	1.2m	2.1m	Black	1.51kg



Our 0.6mm Drainage Board, or dimpled sheet, is designed for efficient water management. It prevents hydrostatic pressure buildup and directs water away from foundations. Suitable for various applications, including basements and foundation walls, this durable board ensures long-lasting moisture protection and structural stability.

Site Damp Control Solutions

Silt Fence

Material: **Woven Geotextile Fabric**

Feature: **UV Stabilised**
High Water Flow Rate



Code	Height	Length	Color	Weight
SFH1L50	1.0m	50m	Green	5.0kg



Our silt fence is crafted from UV-stabilized woven geotextile fabric, providing effective sediment control with a high water flow rate to prevent soil erosion without blocking drainage. Available in black or green. It's ideal for construction sites, landscaping, and soil management applications.

Silt Fence Clip

Material: **UV Stabilised**
PP - Polypropylene



Code	Diameter	Weight
SL370	Ø38mm	7.2g

The silt fence clip, also known as a butterfly clip, securely fastens silt fencing to wire, providing a quick and stable hold. Perfect for use in construction, landscaping, and erosion control setups, this clip ensures reliable attachment to withstand environmental conditions.

Surface Protection Solutions

Floor Protection - with Build-in cushion

Material: **PP - Polypropylene**
 Feature: **Slip Resistant Patten**



Code	Width	Roll Length	Weight
FPFH0.5L100	0.5m	100m	4.5kg
FPFH1L100	1.0m	100m	9.8kg
FPFH1.2L100	1.2m	100m	10.7kg



This premium floor protector combines a soft cushion layer with a slip-resistant pattern for enhanced durability and safety. Designed to absorb spills quickly, it protects against scratches, stains, and impact, making it ideal for renovations, events, and high-traffic areas. Keep floors in pristine condition with reliable, all-around protection.

Carpet Protection - Self-Adhering Transparent Film

Material: **PE - Polyethylene**
 Thickness: **80um (0.08mm)**



Code	Width	Roll Length	Weight
CPFH0.5L100	0.5m	100m	3.5kg
CPFH1L100	1.0m	100m	7.0kg
CPFH1.2L100	1.2m	100m	8.4kg



Our heavy-duty clear carpet film is a durable, transparent shield against dirt, spills, and stains. It adheres securely to carpeted surfaces, providing temporary protection without leaving residue. Perfect for construction, moving, or event setups, this film keeps carpets clean and protected from damage, while being easy to apply and remove.

Garden Essential Range

Weed Mat - Woven Fabric

Material: **PP - Polypropylene**

Weight: **100g/m²**

Feature: **UV Stabilised**



Code	Width	Roll Length	Coverage	Weight
WWH1L20	1.0m	20m	20m ²	2.0kg
WWH1L100	1.0m	100m	100m ²	10.0kg
WWH1.5L20	1.5m	20m	30m ²	3.0kg
WWH1.5L50	1.5m	50m	75m ²	7.5kg
WWH2L20	2.0m	20m	40m ²	4.0kg
WWH2L50	2.0m	50m	100m ²	10.0kg



Our woven weed mat is crafted from interlaced fibers, creating a highly durable, tear-resistant barrier against weeds. UV-stabilized to withstand extended sun exposure, this mat allows water and nutrients to penetrate the soil while blocking weeds. It's ideal for high-traffic garden beds, walkways, and larger landscaping projects requiring strong weed control.

Weed Mat - Non-woven Fabric

Weight: **60g/m², 80g/m²**

Feature: **UV Stabilised**



Code	Width	Roll Length	Coverage	Weight
NWWH1L50-60	1.0m	50m	50m ²	60g/m ²
NWWH2L50-60	2.0m	50m	100m ²	60g/m ²
NWWH1L10-80	1.0m	10m	10m ²	80g/m ²
NWWH1L25-80	1.0m	25m	25m ²	80g/m ²
NWWH1L50-80	1.0m	50m	50m ²	80g/m ²
NWWH2L25-80	2.0m	25m	50m ²	80g/m ²
NWWH2L50-80	2.0m	50m	100m ²	80g/m ²



Made from a soft, breathable fabric, the non-woven weed mat is lightweight yet effective for lasting weed prevention. This UV-stabilized mat lets water and air reach the soil more freely, promoting plant health while deterring weeds. It's perfect for flower beds, vegetable gardens, and smaller landscaped areas where flexibility is essential.

Garden Essential Range

Geotextile Fabric - Non-woven Fabric

Material: **Polypropylene (PP)**

Feature: **UV Stabilised**

Ideal for Civil, Drainage, Landscaping Use



Code	Width	Roll Length	Coverage	Weight	Colour
GFH2L50B	2.0m	50m	100m ²	145g/m ²	Black
GFH4L50B	4.0m	50m	200m ²	145g/m ²	Black
GFH2L50W	2.0m	50m	100m ²	145g/m ²	White
GFH4L50W	4.0m	50m	200m ²	145g/m ²	White



The non-woven Geotextile fabric is a durable, needle-punched polypropylene layer designed for drainage and soil separation. It allows water to pass freely while preventing soil movement, making it ideal for driveways, retaining walls, and erosion-control areas. Suitable for both civil and landscaping projects requiring strong ground stabilisation.

Weed Mat Pin

Material: **Galvanised Steel**



Code	Width	Length	Diameter
SL363-130	30mm	130mm	Ø2.8mm
SL363-230	30mm	230mm	Ø2.8mm

Our sturdy weed mat pins secure both woven and non-woven mats, keeping them in place even in windy conditions. Durable and easy to install, these pins ensure a stable, protected environment for garden and landscape applications.

Garden Edge System

Garden Edge Strip Profile

Material: **6063-T5 Aluminium**
 Feature: **Durable, Flexible**



GES80
80mm Height



GES100
100mm Height



GES125
125mm Height



GES150
150mm Height



Code	Height	Length	Weight
GES80	80mm	5.97m	0.68kg/m
GES100	100mm	5.97m	0.86kg/m
GES125	125mm	5.97m	1.07kg/m
GES150	150mm	5.97m	1.28kg/m

Our Garden Edge Strips are made from premium-grade aluminium flat bars, offering outstanding strength and long-term durability. The material is both strong and flexible, allowing smooth forming into curves for clean, modern garden designs. Perfect for separating lawn, paths, and garden beds while maintaining a professional, crisp edge.

Garden Edge Clips & Pegs



GEC25
25mm Fixing Peg



GEC40
40mm Joining Peg

Material: **6061-T6 Aluminium**
 Feature: **Durable, Easy Installation**

Code	Width	Length
GEC25	25mm	300mm
GEC40	40mm	300mm



Our Garden Edge Clips and Pegs are made from high-strength 6061-T6 aluminium, providing excellent durability and long-term weather resistance. They allow quick and secure installation of edging strips, keeping them firmly in place even on uneven ground, and ensuring a clean, professional, and continuous edge finish for garden beds, lawns, and pathways.

Artificial Turf & Lawn Solutions

Golf Putting Turf

Material: **Polypropylene & Polythene**
 Sand Fill: **8-10kg/m²**



Code	Pile Height	Width	Roll Length	Stitch Rate	Color
AT12GOLF	13mm	3.7m	20m	230 Stitches/m	Emerald



Our Golf Putting Turf provides a smooth, consistent surface ideal for golf practice and residential putting greens. The 13 mm short-pile design delivers excellent ball roll and natural response while maintaining durability and low maintenance. Suitable for both indoor and outdoor installations, it performs well under all weather conditions and resists fading under UV exposure.

Artificial Lawn Turf

Material: **Polypropylene & Polythene**
 Sand Fill: **8-10kg/m²**



AT30 - 30mm



AT35 - 35mm



AT40 - 40mm

Code	Pile Height	Width	Roll Length	Stitch Rate	Color
AT30	30mm	3.7m	20m	150 Stitches/m	Vine Cyan & Vine Green
AT35	35mm	3.7m	20m	160 Stitches/m	Mint Green & Matt Olive
AT40	40mm	3.7m	20m	130 Stitches/m	Amerson Olive & Dark Mineral Green



Our Artificial Lawn Turf offers a lush, natural appearance with realistic texture and colour variation. Designed for gardens, playgrounds, and landscaping, it combines resilience with softness for everyday comfort. The UV-stabilised fibres ensure long-lasting colour, while the strong backing and drainage design allow easy installation on a variety of bases.

Artificial Turf & Lawn Solutions

Artificial Turf Accessories



SL436
Seaming Tape



SL434
Ground Fixing Nails



SL438
Turf Adhesive Part A



SL438
Turf Adhesive Part B

Code	Product	Detail Spec	Package
SL-434	Ground Fixing Nail	Ø4.5X125mm	50 pcs
SL-435	Ground Fixing Nail	Ø4.5X125mm	100 pcs
SL-436	Seaming Tape	150mm Width	5m Roll
SL-437	Seaming Tape	150mm Width	10m Roll
SL-438A	Adhesive - Part A	Base Compound	Weight: 9kg
SL-438B	Adhesive - Part B	Hardener	Weight: 1kg

Installation Guide

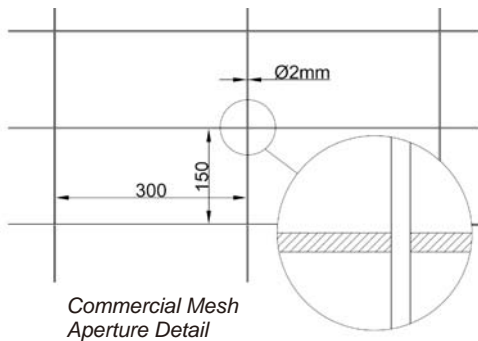
1. Clear existing grass and debris from the area.
2. Compact the ground and prepare a stable base using crushed gravel or sand.
3. Roll out the turf and allow it to relax for 30–60 minutes before cutting.
4. Trim edges and ensure all turf rolls face the same direction.
5. Join seams with Seaming Tape and Turf Adhesive (Part A + Part B, 9:1 mix).
6. Secure turf with Fixing Nails Ø4.5 × 125 mm, spaced 150–200 mm apart.
7. Evenly spread silica sand infill (8 – 10 kg/m²) across the surface.
8. Brush the fibres upright for a natural look and smooth finish.




Roof Fall Safety Mesh Range

Commercial Roof Safety Mesh Roof Underlay Support

Material: **HT Galvanised Steel Wire**
Wire Dia.: **Ø2.0mm**
Aperture: **300x150mm**



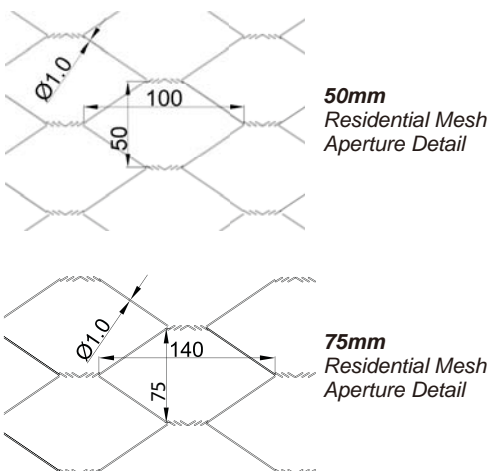
Code	Width	Roll Length	Coverage	Weight
CRSMW1.8L50	1.8m	50m	90m ²	23.5kg
CRSMW2.25L50	2.25m	50m	112.5m ²	29.0kg




Our Commercial Roof Safety Mesh is made from 2.0mm high-tensile galvanized steel wire with a 300x150mm mesh aperture, this heavy-duty mesh provides strong fall protection for commercial and industrial roofing applications, ensuring safety and compliance.

Residential Roof Safety Mesh Roof Underlay Support

Material: **High Tensile Galvanised Wire**
Wire Dia.: **Ø1.0mm**
Aperture: **50mm / 75mm**



Code	Width	Roll Length	Aperture	Weight
RRSMW2L50-50	2.0m	50m	50mm	30.2kg
RRSMW2L50-75	2.0m	50m	75mm	21.2kg



Our Residential Roof Safety Mesh is designed for home installations, this mesh features 1.0mm high-tensile galvanized wire with 50mm or 75mm hexagonal mesh options, offering lightweight yet durable support for residential roofing safety and insulation retention.

Fence Mesh Solutions

Chainlink Fence Mesh

Material: **Galvanised Steel**
 Wire Diameter: **Ø2.5mm**
 Mesh Aperture: **50x50mm**



Code	Height	Length	Color	Weight
CFH0.9L10	0.9m	10m	Galv Steel	14.0kg
CFH0.9L20	0.9m	20m	Galv Steel	30.0kg
CFH1.2L10	1.2m	10m	Galv Steel	18.7kg
CFH1.5L10	1.5m	10m	Galv Steel	23.5kg
CFH1.8L10	1.8m	10m	Galv Steel	28.0kg
CFH1.8L20	1.8m	20m	Galv Steel	56.0kg
CFH2.1L20	2.1m	20m	Galv Steel	65.5kg
CFH2.4L20	2.4m	20m	Galv Steel	75.0kg



Our chainlink fence mesh is a versatile and durable option for securing property boundaries, made from galvanized steel to resist rust and withstand harsh conditions. Available in a range of heights, this mesh is ideal for residential, commercial, and industrial applications, offering strong and reliable perimeter protection with easy installation.

Chainlink Fence Mesh

Material: **Green PVC Coated**
 Wire Diameter: **Ø3.0mm**
 Mesh Aperture: **50x50mm**



Code	Height	Length	Color	Weight
CFH0.9L20PVC	0.9m	20m	Green PVC	25.0kg
CFH1.2L20PVC	1.2m	20m	Green PVC	33.0kg
CFH1.5L20PVC	1.5m	20m	Green PVC	41.7kg
CFH1.8L20PVC	1.8m	20m	Green PVC	50.0kg



Our chainlink fence mesh is a versatile and durable option for securing property boundaries, made from galvanized steel to resist rust and withstand harsh conditions. Available in a range of heights, this mesh is ideal for residential, commercial, and industrial applications, offering strong and reliable perimeter protection with easy installation.

Fence Mesh Solutions

Sheep Fence Mesh

Material: **Galvanised Steel**
 Wire Diameter: Vertical - $\text{Ø}1.8$
 Horizontal - $\text{Ø}2.0\text{mm}$
 Aperture: **300x150mm**





Code	Height	Length	Weight
FSFH0.9L50	0.9m	50m	15.4kg
FSFH1.2L50	1.2m	50m	23.5kg
FSFH1.5L50	1.5m	50m	26.0kg
FSFH1.9L50	1.9m	50m	31.0kg



Designed specifically for livestock enclosures, our sheep fence mesh provides a safe and sturdy barrier, with a close-knit design that prevents animal escapes. Available in various heights, this galvanized mesh is built to endure rugged environments and resist rust, making it an excellent choice for farms and rural properties needing secure, long-lasting fencing.

Hex Fence Mesh

Material: **Galvanised Steel**
 Wire Diameter: $\text{Ø}0.9\text{mm}$
 Aperture: **50x50mm**



Code	Height	Length	Weight
HFH0.9L50	0.9m	50m	11.5kg
HFH1.2L50	1.2m	50m	15.5kg
HFH1.5L50	1.5m	50m	19.5kg
HFH1.8L50	1.8m	50m	23.0kg
HFH2L50	2.0m	50m	25.5kg





Our hex wire fence mesh, crafted from galvanized steel, provides durable, rust-resistant containment for gardens, chicken coops, and animal enclosures. With a strong, flexible hexagonal design, it's available in a range of heights, ensuring easy installation, reliable strength, and lasting outdoor protection for various projects and settings.

Fence Mesh Solutions

Square Welded Fence Mesh

Material: **Galvanised Steel**
 Wire Diameter: **Ø0.9mm**
 Aperture: **25x25mm**




Code	Height	Length	Weight
SWWFH0.9L10	0.9m	10m	18.5kg
SWWFH1.2L10	1.2m	10m	24.5kg



Our square welded fence mesh, crafted from galvanized steel, offers durable, rust-resistant protection ideal for gardens, property boundaries, and animal enclosures. With a strong, welded square design, this mesh provides resilience in outdoor settings. Available in various heights, it's easy to install, ensuring secure, long-lasting containment for a range of applications.

Euro Fence Mesh

Material: **PVC Coated Galvanised Steel**
 Wire Diameter: **Ø2.4mm**
 Aperture: **60x60mm**



Code	Height	Length	Weight
EHFH1.2L30	1.2m	30m	13.5kg
EHFH1.5L30	1.5m	30m	14.5kg
EHFH1.8L30	1.8m	30m	17.5kg




Our Euro fence mesh, also known as Holland fence mesh, is made from galvanized steel for strength and rust resistance. Ideal for various applications, it provides reliable security for gardens, livestock, and commercial properties. Available in multiple heights, this mesh offers easy installation and an attractive look, making it a popular choice for durable fencing.

Fence Mesh Solutions

Orange Safety Fence Mesh

Material: **HDPE - High Density Polyethylene**



Code	Height	Length	Aperture	Weight
SMW1L50RED4.5	1m	50m	65x35mm	4.5kg
SMW1L50RED	1m	50m	75x40mm	8.0kg



Our orange safety fence mesh is a durable, high-visibility barrier ideal for construction sites, events, and hazard areas. Made from weather-resistant plastic, it's lightweight, strong, easy to install, and reusable. The bright orange color ensures visibility for effective safety and crowd control in temporary or long-term use.

Orange Cable Tie

Material: **Nylon 6/6**

Feature: **UV Stabilised**



Code	Width	Length	Package	Weight
OPCT	3.6mm	200mm	100pcs	4.5kg



Our durable cable ties are made from UV-resistant nylon, ideal for securing safety fence mesh outdoors. With strong tensile strength, they hold the mesh securely in place, ensuring a reliable, easy-to-use solution for fastening. Available in various lengths to simplify fence installation.

Fence Wire Solutions

Fence Wire - High Tensile

Material: **Galvanised Steel**



Code	Wire Dia.	Length	Breaking Load	Weight
FW1.6L100HT	Ø1.6mm	100m	220kg	1.6kg
FW2L100HT	Ø2.0mm	100m	395kg	2.5kg
FW2.5L100HT	Ø2.5mm	100m	620kg	4.0kg
FW2.5L650HT	Ø2.5mm	650m	620kg	25.0kg
FW3.15L100HT	Ø3.15mm	100m	835kg	6.3kg
FW3.15L400HT	Ø3.15mm	400m	835kg	25.0kg



Constructed from high-tensile galvanised steel wire, designed for superior strength and durability in fencing applications. Its enhanced tensile properties maintain tension over long distances, reducing sagging and ensuring reliable performance. Ideal for agricultural fencing and boundary lines.

Fence Wire - Standard

Material: **Galvanised Steel**



Code	Wire Dia.	Length	Weight
FWGALV1.6	Ø1.6mm	63m	1.0kg
FW1.6L100GALV	Ø1.6mm	100m	2.0kg
FWGALV2	Ø2.0mm	40m	1.0kg
FW2.0L100GALV	Ø2.0mm	100m	2.5kg
FW2.5L100GALV	Ø2.5mm	100m	4.0kg
FW2.5L650GALV	Ø2.5mm	650m	25.0kg
FW3.15L400GALV	Ø3.15mm	400m	25.0kg

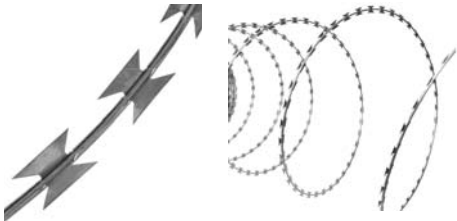


Constructed from galvanised steel wire, offering reliable strength and corrosion resistance for general fencing applications. Its balanced flexibility allows for easy handling and installation while maintaining consistent performance. Ideal for residential fencing, garden use, and light-duty boundary applications.


Fence Wire Solutions

Razor Fence Wire - Concertina Coiled

Material: **Galvanised Steel**
 Razor Size: **22x15mm**
 Razor Distance: **34mm**





Code	Coil Dia.	Wire Dia.	Stretched Length	Coiled Length	Weight
BFWGALV30L60	Ø30cm	Ø1.6mm	60m	17-20m	5.5kg
BFGALV45L5	Ø45cm	Ø1.6mm	5m	1-2m	5.0kg
BFWGALV45L100	Ø45cm	Ø1.6mm	100m	25-30m	9.0kg
BFWGALV70L150	Ø70cm	Ø1.6mm	150m	17-20m	12.0kg



Constructed from galvanized steel with sharp 22x15mm blades at 34mm intervals, our pre-coiled razor wire attaches easily to fence tops. Its helical shape enhances perimeter security, making it perfect for strong, visible deterrence. Available in multiple lengths for convenient, durable installation.

Razor Fence Wire - Flat Wrap

Material: **Galvanised Steel**
 Razor Size: **22x15mm**
 Razor Distance: **34mm**



Code	Coil Dia.	Length	Weight
BFWGALV35L11F	Ø35cm	11m	10.0kg
BFWGALV50L10F	Ø50cm	10m	10.0kg




Our flat wrap razor wire, made of durable galvanized steel, has 22x15mm blades spaced 34mm apart. Flexible and easy to shape, it fits a variety of fencing projects, providing discreet yet high-level security. Available in various lengths, it's ideal for adaptable perimeter protection.

Fence Wire Solutions

Barbed Fence Wire

Material: **Galvanised Steel**
 Sting Distance: **100mm**



Code	Wire Dia.	Length	Weight
SBFWGALV1.6	Ø1.6mm	100m	5.0kg
SBFWGALV1.6L400	Ø1.6mm	100m	5.0kg
SBFWGALV2.2	Ø2.2mm	50m	5.0kg
SBFWGALV2.5	Ø2.5mm	250m	31.5kg



Our barbed fence wire, crafted from rust-resistant galvanized steel, offers reliable, long-lasting security with barbs spaced every 100mm for enhanced deterrence. Available in lengths of 50m, 100m, and 250m, it's ideal for securing farms, property boundaries, and livestock enclosures, providing both strength and easy installation.

Galvanised Steel Post Range

Round Hollow Post - In-ground

Material: **Galvanised Steel**




Our round galvanised posts are durable, versatile, and available in multiple sizes and lengths to suit diverse fencing needs. Designed for in-ground installation, they're ideal for rural and commercial applications. The galvanised coating offers strong rust resistance, ensuring a reliable, long-lasting fence solution.

Code	Diameter	Thickness	Length
GSB50T3L1.5	Ø50mm	3.00mm	1.5m
GSB50T3L2	Ø50mm	3.00mm	2.0m
GSB50T3L2.5	Ø50mm	3.00mm	2.5m
GSB50T3L3	Ø50mm	3.00mm	3.0m
GSB60T3.5L1.5	Ø60mm	3.50mm	1.5m
GSB60T3.5L2	Ø60mm	3.50mm	2.0m
GSB60T3.5L2.5	Ø60mm	3.50mm	2.5m
GSB60T3.5L3	Ø60mm	3.50mm	3.0m
GSB76T3.5L1.5	Ø76mm	3.50mm	1.5m
GSB76T3.5L2	Ø76mm	3.50mm	2.0m
GSB76T3.5L2.5	Ø76mm	3.50mm	2.5m
GSB76T3.5L3	Ø76mm	3.50mm	3.0m
GSB114T3.25L1.5	Ø114mm	3.25mm	1.5m
GSB114T3.25L2	Ø114mm	3.25mm	2.0m
GSB114T3.25L2.5	Ø114mm	3.25mm	2.5m
GSB114T3.25L3	Ø114mm	3.25mm	3.0m
GSB165T3.5L1.5	Ø165mm	3.50mm	1.5m
GSB165T3.5L2	Ø165mm	3.50mm	2.0m
GSB165T3.5L2.5	Ø165mm	3.50mm	2.5m
GSB165T3.5L3	Ø165mm	3.50mm	3.0m

Square Hollow Post - In-ground

Material: **Galvanised Steel**



Square galvanised posts offer strength and a modern look for fencing. Available in various sizes and lengths, they are ideal for rural and commercial, in-ground use. The galvanised finish adds durability, resisting corrosion and wear over time. These posts provide a stable, lasting framework for any fencing style.

Code	Size	Thickness	Length
FF50T2L1.5	50x50mm	2.00mm	1.5m
FF50T2L2	50x50mm	2.00mm	2.0m
FF50T2L2.5	50x50mm	2.00mm	2.5m
FF65T2.75L1.5	65x65mm	2.75mm	1.5m
FF65T2.75L2	65x65mm	2.75mm	2.0m
FF65T2.75L2.5	65x65mm	2.75mm	2.5m
FF65T2.75L3	65x65mm	2.75mm	3.0m
FF75T3L1.5	75x75mm	3.00mm	1.5m
FF75T3L2	75x75mm	3.00mm	2.0m
FF75T3L2.5	75x75mm	3.00mm	2.5m
FF75T3L3	75x75mm	3.00mm	3.0m
FF100T3L1.5	100x100mm	3.00mm	1.5m
FF100T3L2	100x100mm	3.00mm	2.0m
FF100T3L2.5	100x100mm	3.00mm	2.5m
FF100T3L3	100x100mm	3.00mm	3.0m

Y-Post & Accessory Range

Y-Post - Waratah Post

Material: **Black Tar Coated Steel**

Weight: **1.80kg/m approx.**




Code	Length	Holes	Weight
SYP0.45M	0.45m	2	0.81kg
SYP0.6M	0.6m	3	1.08kg
SYP0.8M	0.8m	5	1.44kg
SYP0.9M	0.9m	5	1.62kg
SYP1.2M	1.2m	11	2.16kg
SYP1.35M	1.35m	11	2.43kg
SYP1.5M	1.5m	14	2.70kg
SYP1.65M	1.65m	14	2.97kg
SYP1.8M	1.8m	14	3.24kg
SYP2.4M	2.4m	17	4.32kg
SYP2.7M	2.7m	17	4.86kg
SYP3M	3.0m	17	5.40kg



Our Y-post, known as a Waratah post, is designed for strength and stability in fencing. Made from galvanized steel, this post resists rust and corrosion, ensuring durability. Its Y-shaped design provides support and easy installation for wire or mesh fencing, making it ideal for agricultural use. Available in multiple heights to meet fencing needs.

Y-Post End Cap

Material: **HDPE - High Density Polyethylene**



Code	Shape	Weight
SL-20	Round	24.3g
SL-21	Triangle	17.6g

Our Y-post yellow safety cap enhances visibility and safety for Y-posts. Made from durable plastic, this cap fits onto the post, providing bright yellow color that helps prevent injury. This addition protects the post from debris while ensuring the installation is noticeable, promoting safety in agricultural settings.

Tie Wire Range

Tie Wire


Material: **Galvanised Steel Wire**



Code	Wire Dia.	Length	Color	Weight
FTW0.7L50GALV	Ø0.7mm	50m	Galv Steel	0.20kg
FTW0.7L100GALV	Ø0.7mm	100m	Galv Steel	0.40kg
FTW0.9L50GALV	Ø0.9mm	50m	Galv Steel	0.25kg
FTW0.9L100GALV	Ø0.9mm	100m	Galv Steel	0.50kg
FTW1.25L50GALV	Ø1.25mm	50m	Galv Steel	0.55kg
FTW1.25L100GALV	Ø1.25mm	100m	Galv Steel	1.10kg
FTW1.6L50GALV	Ø1.6mm	50m	Galv Steel	1.00kg
FTW1.6L100GALV	Ø1.6mm	100m	Galv Steel	2.00kg

Tie Wire - PVC Coated

Material: **PVC Coated Galvanised Steel Wire**



Code	Wire Dia.	Length	Color	Weight
FTW2L50G	Wire Ø1.6mm Coated Ø2.0mm	50m	Green PVC	1.0kg
FTW2L100G	Wire Ø1.6mm Coated Ø2.0mm	100m	Green PVC	2.0kg
FTW2L50B	Wire Ø1.6mm Coated Ø2.0mm	50m	Black PVC	1.0kg
FTW2L100B	Wire Ø1.6mm Coated Ø2.0mm	100m	Black PVC	2.0kg

Our Y-post yellow safety cap enhances visibility and safety for Y-posts. Made from durable plastic, this cap fits onto the post, providing bright yellow color that helps prevent injury. This addition protects the post from debris while ensuring the installation is noticeable, promoting safety in agricultural settings.

Fence & Mesh Range Tools & Accessories

Accessories & Tools



SL-368
Single Clip-lock
Wire Strainer



SL-367
Double Clip-lock
Wire Strainer



SL-369
Standard
Wire Strainer



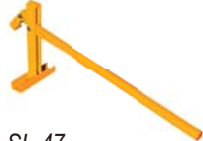
SL-413
Clip-lock Wire Strainer
Ratchet Handle



SL-46
Chain-drive
Mesh Strainer



SL-45
Post Rammer



SL-47
Post Lifter



SL-410
Mesh & Cage Plier



SL-411
Plier Nail
(600pcs)


Code	Description	Weight
SL-368	Single Clip-lock Wire Strainer	1.35kg
SL-367	Double Clip-lock Wire Strainer	1.38kg
SL-369	Standard Wire Strainer	1.38kg
SL-413	Wire Strainer Ratchet Handle	0.50kg
SL-410	Cage & Mesh Plier	0.33kg
SL-411	Plier Nails (600pcs/pack)	0.31kg
SL-46	Chain Mesh Strainer	3.41kg
SL-45	Post Rammer	6.50kg
SL-47	Post Lifter	6.03kg



Our Rural Fence Accessories make fencing easy and efficient. From wire strainers and ratchet handles for secure tensioning to pliers, post rammers, and lifters for hassle-free installation and repairs, we've got the tools you need for a durable, well-maintained fence.

Temporary Fencing System

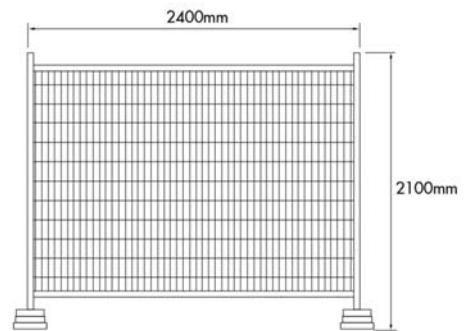
Temporary Fence Panel



Finish: 14 Micron galvanized steel finish
 Mesh: 150mm X 60mm mesh spacing
 2.5mm thickness wire mesh

Product Code	Panel Size
TFSH2.1L2.4	2.4m (W) X 2.1m (H)

Hot-dip galvanisation for maximum corrosion protection in harsh environments. Primarily used for Civil Construction Projects, Sport Events and Environmental Protection applications.



Temporary Fence Accessories



SL-71
Concrete Filled Foot



SL-72
Panel Clamp

Product Code	Description
SL-71	Concrete Filled Foot
SL-72	Panel Clamp
TFBH2.1L1.8	Panel Bracing



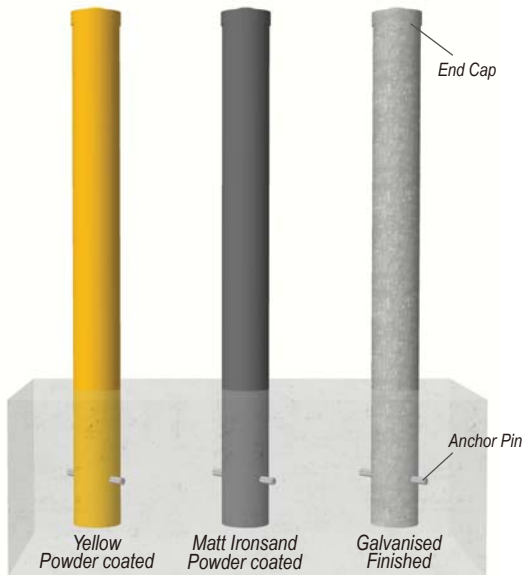
TFBH2.1L1.8
1.8m Height Panel Bracing



Safety Bollard Solutions

In-ground Safety Bollard Galvanised Steel

Our In-ground Safety Bollards, made from durable galvanized steel, come in various diameters and lengths. Available in high-visibility yellow and black powder-coated or classic galvanized finishes, they provide reliable impact resistance for parking lots, traffic control, and building perimeters.




Code	Bollard Dia.	Wall Thickness	Height	Color
SBD89H1.65Y	Ø89mm	3.5mm	1.65m	Yellow Powdercoated
SBD89H1.65MI	Ø89mm	3.5mm	1.65m	Ironsand Powdercoated
SBD89H1.65G	Ø89mm	3.5mm	1.65m	Galvanised Finished
SBD114H1.65Y	Ø114mm	3.5mm	1.65m	Yellow Powdercoated
SBD114H1.65MI	Ø114mm	3.5mm	1.65m	Ironsand Powdercoated
SBD114H1.65G	Ø114mm	3.5mm	1.65m	Galvanised Finished
SBD165H1.65Y	Ø165mm	4.5mm	1.65m	Yellow Powdercoated
SBD165H1.65MI	Ø165mm	4.5mm	1.65m	Ironsand Powdercoated
SBD165H1.65G	Ø165mm	4.5mm	1.65m	Galvanised Finished
SBD220H1.65Y	Ø220mm	4.5mm	1.65m	Yellow Powdercoated
SBD220H1.65MI	Ø220mm	4.5mm	1.65m	Ironsand Powdercoated
SBD220H1.65G	Ø220mm	4.5mm	1.65m	Galvanised Finished

The Concrete Footing is essential for installing In-ground Safety Bollard
The Footing Diameter is recommended to be 3 - 4 times the Diameter of the Bollard.
The Embedment Depth is recommended to be 3 - 5 times the Diameter of the Bollard.

Our In-ground Safety Bollards are available in various diameters, with Fully Customizable Heights to suit your needs.

Bolt-down Safety Bollard Galvanised Steel

Our Bolt-down Safety Bollards, crafted from galvanized steel, are available in different diameters and lengths. With options for yellow and black powder-coated or galvanized finishes, they are easy to install and ideal for protecting assets and guiding traffic in warehouses, retail spaces, and commercial areas.



Code	Bollard Diameter	Wall Thickness	Height	Flange Plate	Color
SBD89H0.95Y	Ø89mm	3.5mm	0.95m	200x200x10mm	Yellow Powdercoated
SBD89H0.95MI	Ø89mm	3.5mm	0.95m	200x200x10mm	Ironsand Powdercoated
SBD89H0.95G	Ø89mm	3.5mm	0.95m	200x200x10mm	Galvanised Finished
SBD114H0.95Y	Ø114mm	3.5mm	0.95m	205x205x10mm	Yellow Powdercoated
SBD114H0.95MI	Ø114mm	3.5mm	0.95m	205x205x10mm	Ironsand Powdercoated
SBD114H0.95G	Ø114mm	3.5mm	0.95m	205x205x10mm	Galvanised Finished
SBD165H1.2Y	Ø165mm	4.5mm	1.20m	250x250x10mm	Yellow Powdercoated
SBD165H1.2MI	Ø165mm	4.5mm	1.20m	250x250x10mm	Ironsand Powdercoated
SBD165H1.2G	Ø165mm	4.5mm	1.20m	250x250x10mm	Galvanised Finished
SBD220H1.2Y	Ø220mm	4.5mm	1.20m	300x300x10mm	Yellow Powdercoated
SBD220H1.2MI	Ø220mm	4.5mm	1.20m	300x300x10mm	Ironsand Powdercoated
SBD220H1.2G	Ø220mm	4.5mm	1.20m	300x300x10mm	Galvanised Finished

* We provide black reflective strips free of charge, allowing you to place them on the bollards in any position for enhanced visibility.



Safety Bollard Solutions

Stainless Steel Safety Bollard 304 Stainless Steel



Our Stainless Steel Safety Bollards, available in both in-ground and bolt-down types, provide excellent corrosion resistance and a sleek modern finish. Ideal for commercial, architectural, and coastal environments, they offer long-lasting protection and a clean, professional appearance.

	Code	Bollard Dia.	Wall Thickness	Height
Bolt-down : Bollard	SBD76H0.9SSFP	Ø76mm	2.0mm	0.9m
	SBD89H0.9SSFP	Ø89mm	3.0mm	0.9m
	SBD114H1.2SSFP	Ø114mm	3.0mm	1.2m
In-ground : Bollard	SBD89H1.2SSGP	Ø89mm	3.0mm	1.2m
	SBD114H1.5SSGP	Ø114mm	3.0mm	1.5m

Flexible Plastic Traffic Bollard Red Bollard with Reflective Bands



Our Plastic Flexible Bollard, with a height of 750mm and available in three diameters and weights. Made from a durable PVC and flexible polymer blend, it bounces back after impact. The high-visibility red color and reflective white bands ensure maximum visibility, making it ideal for traffic management, parking lots, and construction sites. This bollard enhances safety while maintaining its structural integrity after accidental contact.

Code	Height	Bollard Dia.	Base Dia.	Material	Weight
SDE03	750mm	Ø80mm	Ø200mm	PE	0.60kg
SDE02	750mm	Ø80mm	Ø200mm	PU	1.25kg
SDE02TPU	750mm	Ø80mm	Ø200mm	TPU	1.30kg

* PE - Polyethylene, PU - Polyurethane, TPU - Thermoplastic Polyurethane

Our Flexible traffic Bollards are available in 3 materials:

SDE03 - Made from Polyethylene, designed for Non-impact Applications.

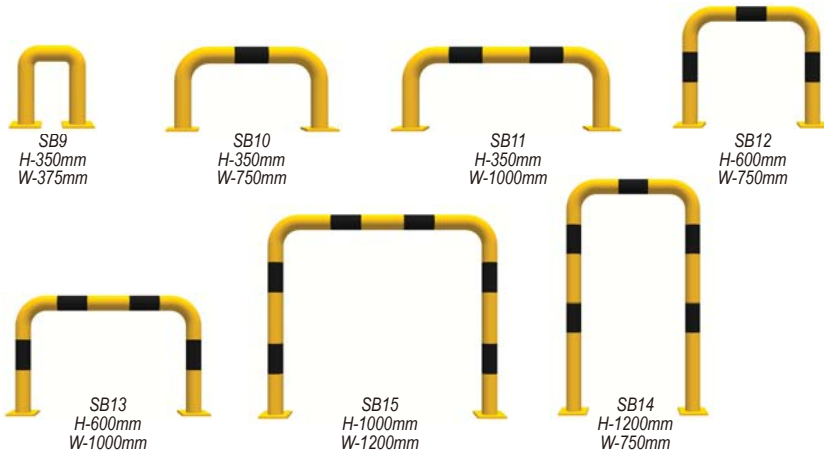
SDE02 - Made from Polyurethane, offering Moderate Impact Resistance.

SDE02TPU - Made from Thermoplastic Polyurethane, providing Superior Impact Resistance.



Safety Bollard Solutions

Hoop Safety Bollard Standard




Bollard Size - Ø76mm
Wall Thickness - 2.5mm
Material - Hot-Dip Galvanised Steel

The Standard Hoop Bollard is made from galvanised steel with a Ø76mm diameter and 2.5mm wall thickness. Available in widths from 375mm to 1200mm and heights from 350mm to 1200mm, it's perfect for protecting pedestrian areas and parking lots. The durable powder coating ensures long-lasting visibility and weather resistance.

Code	Overall Height	Overall Length	Base Plate Size	Finish	Weight
SBH350W375	350mm	375mm	160x140x10mm	Yellow Powdercoated	6.5kg
SBH350W750	350mm	750mm	160x140x10mm	Yellow Powdercoated	7.5kg
SBH350W1000	350mm	1000mm	160x140x10mm	Yellow Powdercoated	9.0kg
SBH600W750	600mm	750mm	160x140x10mm	Yellow Powdercoated	10.0kg
SBH600W1000	600mm	1000mm	160x140x10mm	Yellow Powdercoated	11.5kg
SBH1200W750	1200mm	750mm	160x140x10mm	Yellow Powdercoated	15.0kg
SBH1000W1200	1000mm	1200mm	160x140x10mm	Yellow Powdercoated	16.5kg

Hoop Safety Bollard Heavy Duty



Bollard Size - Ø115mm
Wall Thickness - 3.5mm
Material - Hot-Dip Galvanised Steel

Built for demanding environments, the Heavy-Duty Hoop Bollard features a Ø115mm diameter and 3.5mm wall thickness. With a fixed width of 1310mm and heights of 225mm or 1050mm, it's ideal for loading zones and commercial spaces. Its yellow powder-coated finish enhances visibility and durability.

Code	Overall Height	Overall Length	Base Plate Size	Finish	Weight
SBH225W1310G	225mm	1310mm	225x225x10mm	Galvanised Finished	18.0kg
SBH225W1310Y	225mm	1310mm	225x225x10mm	Yellow Powdercoated	18.0kg
SBH1050W1310G	1050mm	1310mm	225x225x10mm	Galvanised Finished	33.0kg
SBH1050W1310Y	1050mm	1310mm	225x225x10mm	Yellow Powdercoated	33.0kg


* We provide black reflective strips free of charge, allowing you to place them on the bollards in any position for enhanced visibility.



Safety Bollard Solutions

Hoop Safety Bollard

With Middle Crossbar



Bollard Size - Ø40mm
Wall Thickness - 2.0mm
Material - Hot-Dip Galvanised Steel

The Crossbar Hoop Bollard combines strength with visibility, featuring a Ø40mm diameter and 2.5mm wall thickness. Standing 1000mm tall and available in widths of 1m, 1.5m, and 2m, it's great for public spaces and walkways. The yellow powder coating with black bands ensures it stands out for pedestrian safety.

Code	Overall Height	Overall Length	Base Plate Size	Finish	Weight
SBCBH1000W1000	1000mm	1000mm	150x150x10mm	Black & Yellow Powdercoated	6.8kg
SBCBH1000W1500	1000mm	1500mm	150x150x10mm	Black & Yellow Powdercoated	8.5kg
SBCBH1000W1000	2000mm	2000mm	150x150x10mm	Black & Yellow Powdercoated	9.6kg
SBCBH1000W1000D60	1000mm	1000mm	150x150x10mm	Black & Yellow Powdercoated	9.7kg

Corner Hoop Safety Bollard

Standard



Bollard Size - Ø76mm
Wall Thickness - 2.5mm
Material - Hot-Dip Galvanised Steel

Designed for corner protection, the Corner Hoop Bollard has a Ø76mm diameter and 2.5mm wall thickness. With a two-sided span of 600mm and heights of 350mm, 600mm, and 1200mm, it's ideal for safeguarding building corners and driveways. The bright yellow finish with black bands enhances visibility.

Code	Overall Height	Overall Length	Base Plate Size	Finish	Weight
SBCH350W600	350mm	600x600mm	160x140x10mm	Black & Yellow Powdercoated	12.5kg
SBCH600W600	600mm	600x600mm	160x140x10mm	Black & Yellow Powdercoated	15.5kg
SBCH1200W600	1200mm	600x600mm	160x140x10mm	Black & Yellow Powdercoated	23.5kg

Speed Hump & Wheel Stopper Solutions

Speed Humps - 35mm Height Interlocking modules



SDB09MP35
Black Middle Module
H-35mm



SDB09MP35
Yellow Middle Module
H-35mm



SDB09EP35
Black End Module
H-35mm



SDB09EP35
Yellow End Module
H-35mm

Our 35mm Speed Hump offers moderate speed control with a smooth ride. Made from durable rubber, it comes in interlocking modules, including main and round end sections. The black and yellow design ensures visibility, and the colors can be mixed and matched. Ideal for residential areas and parking lots.

Code	Height	Module Size	Color	Weight
SDB09MP35Y	35mm	500x500mm	Yellow	7.7kg
SDB09MP35B	35mm	500x500mm	Black	7.7kg
SDB09EP35Y	35mm	500x250mm	Yellow	2.5kg
SDB09EP35B	35mm	500x250mm	Black	2.5kg

Speed Humps - 50mm Height Interlocking modules



SDB09MP50
Black Middle Module
H-50mm



SDB09MP50
Yellow Middle Module
H-50mm



SDB09EP50
Black End Module
H-50mm



SDB09EP50
Yellow End Module
H-50mm

The 50mm Speed Hump provides stronger speed reduction, perfect for zones requiring slower traffic. Made from high-quality rubber, it features interlocking main and round end modules. Its black and yellow design is highly visible and customizable. Great for schools, construction sites, and busy areas.

Code	Height	Module Size	Color	Weight
SDB09MP50	50mm	500x500mm	Yellow	10.5kg
SDB09MP50	50mm	500x500mm	Black	10.5kg
SDB09EP50	50mm	500x250mm	Yellow	3.8kg
SDB09EP50	50mm	500x250mm	Black	3.8kg

Speed Hump & Wheel Stopper Solutions

Wheel Stops



Our Wheel Stops are made from high-quality rubber, measuring 150mm in height, 1830mm in length, and 100mm in width. Designed to prevent over-parking, they are ideal for parking lots and garages. These durable stops offer reliable vehicle guidance, long-lasting performance, and easy installation for safer, organized parking spaces.

Code	Length	Height	Width	Weight
SD08	1650mm	140mm	100mm	15kg
SD09	1830mm	150mm	100mm	16kg

Concrete Fixing



Masonry Screw Anchor
(Galvanised)
-M12 x 75mm
-M12 x 100mm
-M12 x 150mm



Hammer-in Pin /
Spike Anchor
(Galvanised)
-M10 x 120mm

Asphalt / Bitumen Fixing



Asphalt Fixing Bolt
(Galvanised)
-M10 x 160mm
(Washer Hole M12)




Asphalt Fixing Spike
(Galvanised)
-M12 x 200mm
-M12 x 300mm

Choose the right fastener for secure installation. Masonry Screw Anchors and Hammer-in Pin Anchors are ideal for concrete. For asphalt, use Asphalt Fixing Bolts, which expand for a strong hold—perfect for speed humps—or Asphalt Fixing Spikes for a quick and effective fix.

Traffic Cone Solutions

Traffic Cone Red PVC with Reflective Bands

Our PVC Traffic Cones, made from high-quality red PVC with reflective white bands, come in heights of 300mm, 450mm, 500mm, 700mm, 750mm, and 900mm. They are ideal for traffic management, construction, and road safety, offering durability, stability, and clear visibility for marking hazards and guiding vehicles or pedestrians.



Code	Height	Base Size	Weight
SDA30	300mm	210x210mm	0.5kg
SDA45	450mm	280x280mm	1.1kg
SDA50	500mm	280x280mm	0.9kg
SDA70	700mm	350x350mm	1.8kg
SDA70H	700mm	360x360mm	3.1kg
SDA75	750mm	400x400mm	2.5kg
SDA90	900mm	360x360mm	4.1kg

Traffic Cone Topper with Retractable Diagonal Striped Belt



Our Traffic Cone Topper fits all standard round cones and includes a 3-meter retractable belt in either red/white or black/yellow diagonal stripes. Ideal for creating quick barriers or guiding foot traffic, the belt extends smoothly and retracts easily, providing a simple, effective solution for crowd control and safety.

Code	Extension	Belt Width	Belt Color
SDTOPPER-BY	3m	75mm	Black & Yellow
SDTOPPER-RW	3m	75mm	Red & White

Traffic Cone Bar Plastic Retractable Tube



Our Retractable Traffic Cone Bar, made from durable PVC, extends from 1.2 to 2.2 meters with secure telescoping tubes of 32mm and 40mm diameters. Lightweight and portable, it's perfect for quick temporary barriers in traffic management, construction, parking lots, and crowd control—easily attaching between two cones for an instant barricade.

Code	Extension	Bar Dia.	Color
SDIR01	1.2-2.2m	Ø32/40mm	Black & Yellow

Expandable Barrier System

Expandable Barrier Powdercoated Aluminium


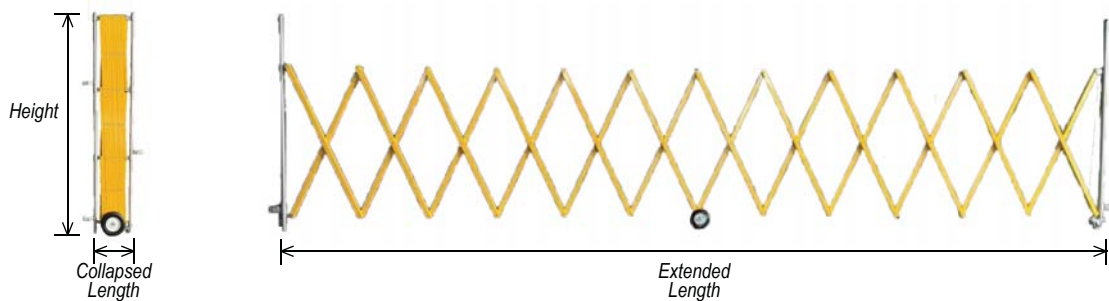
Features

- Stainless Steel End Poles
- Fixed Mounting on One Side, Lockable Extension on the Other
- Swivel Castor with Brake on Lockable Side

Our Expandable Barrier is a durable and lightweight solution for crowd control and safety. It's easy to set up, store, and transport. A center wheel ensures stability when fully extended, making it ideal for warehouses, parking lots, and event spaces. Available in Yellow Powdercoated Color, it's perfect for guiding traffic or restricting access.



Code	Extended Length	Collapsed Length	Height	Tube Size	Middle Wheel Size	Weight
EBH1L3	3.0m	0.37m	1.0m	25x25x1.5mm	Ø5" (127mm)	10.0kg
EBH1L4	4.0m	0.42m	1.0m	25x25x1.5mm	Ø5"	11.5kg
EBH1L5	5.0m	0.47m	1.0m	25x25x1.5mm	Ø5"	13.0kg
EBH1L6	6.0m	0.55m	1.0m	25x25x1.5mm	Ø5"	15.3kg
EBH1.5L3	3.0m	0.37m	1.5m	20x20x1.0mm	Ø8" (203mm)	11.1kg
EBH1.5L4	4.0m	0.43m	1.5m	20x20x1.0mm	Ø8"	15.4kg
EBH1.5L5	5.0m	0.48m	1.5m	20x20x1.0mm	Ø8"	18.5kg
EBH1.5L6	6.0m	0.55m	1.5m	20x20x1.0mm	Ø8"	20.5kg
EBH2L3	3.0m	0.41m	2.0m	20x20x1.0mm	Ø8"	17.2kg
EBH2L4	4.0m	0.49m	2.0m	20x20x1.0mm	Ø8"	22.4kg
EBH2L5	5.0m	0.55m	2.0m <td 20x20x1.0mm	Ø8"	25.2kg	
EBH2L6	6.0m	0.63m	2.0m	20x20x1.0mm	Ø8" (x2)	29.0kg



Edge Protection Solutions

Corner Protection

Thickness 8.0mm

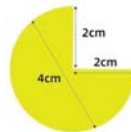


Our Rubber Corner Protection, or Corner Guard, stands 800mm tall and is made from durable 8mm thick rubber. It effectively absorbs impact, preventing damage to building edges in parking garages, warehouses, and high-traffic areas. This flexible yet sturdy guard provides long-lasting protection, helping to reduce maintenance costs and safeguard structures.

Code	Height	Width X Depth	Weight
SDC02	800mm	100x100mm	1.7kg

Round Foam Edge Protection

90° - 20x20mm Opening



Cross Section Drawing



Our Round Form Edge Protection features a 90° opening (20x20mm) and a 40mm diameter. Painted in high-visibility black and yellow, it's ideal for protecting edges and improving safety in industrial and commercial spaces. Perfect for reducing impact damage in high-traffic areas.

Code	Length	Dia.	Opening
SDC03	1000mm	Ø40mm	20x20mm

Other Accessories

Warning Tape - Thickness 0.03mm



Our Warning Tape enhances safety with two color options: red & white or black & yellow. Each 200-meter roll features a 0.03mm thick tape, providing durability for indoor and outdoor use. Ideal for marking hazardous areas in construction sites, warehouses, and event spaces, it ensures quick and clear visual warnings to prevent accidents.

Code	Roll Length	Tape Width	Color
SDCT01	200m	7mm	Black & Yellow

Plastic Chain - 20x20mm opening



Our Round Form Edge Protection features a 90° opening (20x20mm) and a 40mm diameter. Painted in high-visibility black and yellow, it's ideal for protecting edges and improving safety in industrial and commercial spaces. Perfect for reducing impact damage in high-traffic areas.

Code	Length	Chain Dia.	Color
SDP03	750mm	Ø6mm	Yellow & Black

Bolts, Nuts & Anchors

Coach Screws 304 Stainless Steel



Hex Drive

Code	Thread Dia.	Length
D69-50	M6	50mm
D69-60	M6	60mm
D69-75	M6	75mm
D69-90	M6	90mm
D69-100	M6	100mm
D69-120	M6	120mm
D69-130	M6	130mm
D70-50	M8	50mm
D70-60	M8	60mm
D70-75	M8	75mm
D70-100	M8	100mm
D70-120	M8	120mm
D70-150	M8	150mm
D70-180	M8	180mm
D71-60	M10	60mm
D71-80	M10	80mm
D71-90	M10	90mm

Code	Thread Dia.	Length
D71-100	M10	100mm
D71-120	M10	120mm
D71-130	M10	130mm
D71-150	M10	150mm
D71-180	M10	180mm
D71-200	M10	200mm
D72-65	M12	65mm
D72-65	M12	75mm
D72-90	M12	90mm
D72-100	M12	100mm
D72-110	M12	110mm
D72-120	M12	120mm
D72-130	M12	130mm
D72-150	M12	150mm
D72-180	M12	180mm
D72-200	M12	200mm

316 Stainless Steel



Hex Drive

Code	Thread Dia.	Length
D70-120	M8	120mm
D70-130	M8	130mm
D70-150	M8	150mm
D70-180	M8	180mm
D71-150	M10	150mm
D71-180	M10	180mm
D71-200	M10	200mm
D72-150	M12	150mm

Code	Thread Dia.	Length
D72-160	M12	160mm
D72-180	M12	180mm
D72-200	M12	200mm
D72-220	M12	220mm
D72-250	M12	250mm
D72-280	M12	280mm
D72-300	M12	300mm



Coach screws are designed for heavy-duty applications, providing reliable fastening in timber-to-timber or metal-to-wood connections. Commonly used in outdoor structures such as decks, pergolas, and retaining walls.

Bolts, Nuts & Anchors

Coach Screws Hot-dip Galvanised Steel



Code	Thread Dia.	Length
D65-130	M6	130mm
D66-50	M8	50mm
D66-65	M8	65mm
D66-75	M8	75mm
D66-90	M8	90mm
D66-100	M8	100mm
D66-120	M8	120mm
D66-130	M8	130mm
D66-150	M8	150mm
D66-160	M8	160mm
D66-180	M8	180mm
D66-200	M8	200mm
D67-50	M10	50mm
D67-65	M10	65mm
D67-75	M10	75mm
D67-80	M10	80mm

Code	Thread Dia.	Length
D67-90	M10	90mm
D67-100	M10	100mm
D67-120	M10	120mm
D67-130	M10	130mm
D67-150	M10	150mm
D67-180	M10	180mm
D67-200	M10	200mm
D68-60	M12	60mm
D68-75	M12	75mm
D68-90	M12	90mm
D68-100	M12	100mm
D68-120	M12	120mm
D68-150	M12	150mm
D68-200	M12	200mm
D68-220	M12	220mm
D68-240	M12	240mm

Dacromet Coated Steel



Hex Drive

Code	Thread Dia.	Length
D65-50	M6	50mm
D65-60	M6	60mm
D65-75	M6	75mm

Code	Thread Dia.	Length
D65-90	M6	90mm
D65-100	M6	100mm
D65-120	M6	120mm



Coach screws are designed for heavy-duty applications, providing reliable fastening in timber-to-timber or metal-to-wood connections. Commonly used in outdoor structures such as decks, pergolas, and retaining walls.

Bolts, Nuts & Anchors

Coach Bolts & Nuts 316 Stainless Steel



Cup Head

Hex Nut

Code	Thread Dia.	Length
D97-65	M10	65mm
D97-75	M10	75mm
D97-90	M10	90mm
D97-100	M10	100mm
D97-120	M10	120mm
D98-65	M12	65mm
D98-75	M12	75mm
D98-90	M12	90mm
D98-100	M12	100mm
D98-110	M12	110mm
D98-120	M12	120mm

Code	Thread Dia.	Length
D98-130	M12	130mm
D98-150	M12	150mm
D98-160	M12	160mm
D98-180	M12	180mm
D98-200	M12	200mm
D98-220	M12	220mm
D98-240	M12	240mm
D98-260	M12	260mm
D98-280	M12	280mm
D98-300	M12	300mm
D98-400	M12	400mm

Hot-dip Galvanised Steel



Cup Head

Hex Nut

Code	Thread Dia.	Length
	M10	50mm
	M10	65mm
	M10	75mm
	M10	90mm
	M10	100mm
	M10	110mm
	M10	120mm
	M10	130mm
	M10	150mm
	M10	160mm
	M10	180mm
	M10	200mm
	M12	65mm
	M12	75mm
	M12	90mm
	M12	100mm

Code	Thread Dia.	Length
	M12	110mm
	M12	120mm
	M12	130mm
	M12	140mm
	M12	150mm
	M12	160mm
	M12	170mm
	M12	180mm
	M12	200mm
	M12	220mm
	M12	240mm
	M12	260mm
	M12	280mm
	M12	300mm
	M12	400mm



Coach screws are designed for heavy-duty applications, providing reliable fastening in timber-to-timber or metal-to-wood connections. Commonly used in outdoor structures such as decks, pergolas, and retaining walls.

Bolts, Nuts & Anchors

Engineering Bolts & Nuts 316 Stainless Steel



Hex Drive



Hex Nut



Engineering bolts and nuts are strong fasteners for high-stress applications in construction and machinery. They provide secure connections that resist vibration and are commonly used in machinery assembly, structural components, and etc.

Code	Thread Dia.	Length
	M8	20mm
	M8	30mm
	M8	35mm
	M8	40mm
	M8	45mm
	M8	50mm
	M8	60mm
	M8	65mm
	M8	70mm
	M8	75mm
	M8	80mm
	M8	90mm
	M8	100mm
	M8	110mm
	M8	120mm
	M8	130mm
	M8	150mm
	M8	40mm
	M10	45mm
	M10	50mm
	M10	60mm
	M10	65mm
	M10	70mm
	M10	75mm
	M10	80mm
	M10	90mm
	M10	100mm
	M10	110mm
	M10	120mm
	M10	130mm
	M10	140mm
	M10	150mm
	M10	170mm
	M10	180mm
	M10	200mm
	M12	55mm
	M12	60mm

Code	Thread Dia.	Length
D99-65	M12	65mm
D99-75	M12	75mm
D99-90	M12	90mm
D99-100	M12	100mm
D99-110	M12	110mm
D99-120	M12	120mm
D99-130	M12	130mm
D99-140	M12	140mm
D99-150	M12	150mm
D99-160	M12	160mm
D99-170	M12	170mm
D99-180	M12	180mm
D99-200	M12	200mm
D99-220	M12	220mm
D99-240	M12	240mm
D99-260	M12	260mm
D99-280	M12	280mm
D99-300	M12	300mm
D99-350	M12	350mm
D99-400	M12	400mm
D100-50	M16	50mm
D100-60	M16	60mm
D100-65	M16	65mm
D100-75	M16	75mm
D100-90	M16	90mm
D100-100	M16	100mm
D100-120	M16	120mm
D100-130	M16	130mm
D100-150	M16	150mm
D100-180	M16	180mm
D100-200	M16	200mm
D100-220	M16	220mm
D100-240	M16	240mm
D100-260	M16	260mm
D100-280	M16	280mm
D100-300	M16	300mm

Bolts, Nuts & Anchors

Engineering Bolts & Nuts Hot-dip Galvanised Steel



Hex Drive



Hex Nut

Code	Thread Dia.	Length
	M8	60mm
	M8	65mm
	M8	75mm
	M8	80mm
	M8	90mm
	M8	100mm
	M8	110mm
	M8	120mm
	M8	130mm
	M8	140mm
	M8	150mm
	M10	55mm
	M10	60mm
	M10	65mm
	M10	70mm
	M10	75mm
	M10	80mm
	M10	90mm
	M10	100mm
	M10	110mm
	M10	120mm
	M10	150mm
	M10	160mm
	M10	180mm
	M10	200mm
	M10	220mm
	M10	240mm
	M12	60mm
	M12	65mm
	M12	70mm
	M12	75mm
	M12	80mm
	M12	90mm
	M12	100mm

Code	Thread Dia.	Length
	M12	120mm
	M12	130mm
	M12	150mm
	M12	160mm
	M12	170mm
	M12	180mm
	M12	200mm
	M12	220mm
	M12	240mm
	M12	260mm
	M12	280mm
	M12	300mm
	M12	325mm
	M12	350mm
	M12	375mm
	M16	65mm
	M16	75mm
	M16	80mm
	M16	90mm
	M16	100mm
	M16	110mm
	M16	120mm
	M16	130mm
	M16	140mm
	M16	150mm
	M16	160mm
	M16	180mm
	M16	200mm
	M16	220mm
	M16	240mm
	M16	260mm
	M16	280mm
	M16	300mm



Engineering bolts and nuts are strong fasteners for high-stress applications in construction and machinery. They provide secure connections that resist vibration and are commonly used in machinery assembly, structural components, and etc.

Bolts, Nuts & Anchors

Masonry Screw Anchors

Hot-dip Galvanised Steel



Hex
Washer Drive

Code	Thread Dia.	Length
D73-75	M6	75mm
D73-100	M6	100mm
D74-60	M8	60mm
D74-75	M8	75mm
D74-100	M8	100mm
D75-60	M10	60mm
D75-75	M10	75mm
D75-100	M10	100mm
D75-140	M10	140mm
D95-100	M12	100mm
D95-150	M12	150mm
D95-200	M12	200mm

Full Thread Bolt

304 Stainless Steel



Hex Drive

Code	Thread Dia.	Length
	M8	25mm
D63	M10	20mm

Hammer-drive Anchor

Hot-dip Galvanised Steel



Code	Diameter	Length
SL433	M6	30mm
SL317	M6	40mm
SL318	M6	50mm
SL319	M6	60mm
SL320	M6	70mm
SL321	M6	80mm

Bolts, Nuts & Anchors

Through Bolts (with Nuts & Washers) 316 Stainless Steel



Code	Thread Dia.	Length
D101-80	M12	80mm
D101-100	M12	100mm
D101-120	M12	120mm
D101-135	M12	135mm
D101-180	M12	180mm
D101-230	M12	230mm
D102-180	M16	180mm
D102-230	M16	230mm

Through Bolts (with Nuts & Washers) Hot-dip Galvanised Steel



Code	Thread Dia.	Length
	M10	60mm
	M10	75mm
	M10	100mm
	M10	125mm
	M12	80mm
	M12	100mm
	M12	120mm
	M12	135mm
	M12	180mm
	M16	140mm
	M16	180mm



Through bolts feature a long shank that passes through materials, secured with nuts and washers. They are ideal for anchoring beams, securing frameworks, and joining wood components in construction and engineering applications.

Bolts, Nuts & Anchors

Threaded Rod 304 / 316 Stainless Steel



Code	Thread Dia.	Length
D115-SS	M6	1000mm
D85-SS	M8	1000mm
D116-SS	M8	3000mm
D86-SS	M10	1000mm
D111-SS	M16	1000mm
D112-SS	M20	1000mm
D113-SS	M24	1000mm

Threaded Rod Hot-dip Galvanised Steel



Code	Thread Dia.	Length
D85-GALV	M8	1000mm
D86-GALV	M10	1000mm
D133-GALV	M12	1000mm
D133-GALV	M12	2000mm
D134-GALV	M14	1000mm
D111-GALV	M16	1000mm

Threaded Rod Zinc Plated Steel



Code	Thread Dia.	Length
D115-COLDGALV	M6	1000mm
D136-COLDGALV	M6	2000mm
D116-COLDGALV	M8	1000mm
D137-COLDGALV	M8	2000mm
D86-COLDGALV	M10	1000mm
D138-COLDGALV	M10	2000mm
D87-COLDGALV	M12	1000mm
D139-COLDGALV	M12	2000mm
D134-COLDGALV	M14	1000mm
D111-COLDGALV	M16	1000mm

Bolts, Nuts & Anchors

Hex Nuts

304 Stainless Steel



Code	Hole Dia.
	For M6
D79-SS	For M8
D80-SS	For M10
D81-SS	For M12
	For M16
	For M20
	For M24

Self-lock Nuts



Code	Hole Dia.
	For M6
D82	For M8
D83	For M10
D84	For M12
	For M16
	For M20
	For M24

Hex Nuts

316 Stainless Steel



Code	Hole Dia.
D103-SS	For M6
D79-SS	For M8
D80-SS	For M10
D81-SS	For M12
D104-SS	For M16
D105-SS	For M20
D106-SS	For M24

Self-lock Nuts



Code	Hole Dia.
D107	For M6
D82	For M8
D83	For M10
D84	For M12
D108	For M16
	For M20
	For M24

Hex Nuts

Carbon Steel



Hex nuts are six-sided fasteners used to secure bolts in various applications. Hex locking nuts include a mechanism to prevent loosening from vibration, making them ideal for machinery, automotive, and high-vibration environments.

Hot-dip Galvanised



Code	Hole Dia.
D79-GALV	For M8
D80-GALV	For M10
D81-GALV	For M12
D135-GALV	For M14
D104-GALV	For M16
	For M20

Zinc Plated



Code	Hole Dia.
D103-COLDGALV	For M6
D79-COLDGALV	For M8
D80-COLDGALV	For M10
D81-COLDGALV	For M12
D135-COLDGALV	For M14
D104-COLDGALV	For M16

Bolts, Nuts & Anchors

Washers Stainless Steel



Code	Hole Dia.	Washer Size
D109-SS	For M6	Ø18x1.5mm
D88-SS	For M8	Ø19.5x1.2mm
D89-SS	For M10	Ø21x2.0mm
D90-SS	For M12	Ø24x2.5mm
D110-SS	For M16	Ø28x2.5mm
D132-SS	For M20	Ø37x3.0mm
D131-SS	For M24	Ø44x4.0mm

Code	Hole Dia.	Washer Size
D76-SS	For M10	40x40x3.0mm
D77-SS	For M10	50x50x3.0mm
D78-SS	For M12	50x50x3.0mm
D93-SS	For M14	50x50x3.0mm
	For M16	50x50x3.0mm
	For M20	50x50x3.0mm

Washers Galvanised Steel



Code	Hole Dia.	Washer Size
D88-GALV	For M8	Ø21x1.5mm
D89-GALV	For M10	Ø24x1.5mm
D90-GALV	For M12	Ø28x1.5mm
	For M16	Ø34x1.5mm
	For M8	Ø50x3.0mm
	For M10	Ø50x3.0mm
	For M12	Ø50x3.0mm
	For M16	Ø50x3.0mm

Code	Hole Dia.	Washer Size
D76-GALV	For M10	40x40x3.0mm
D77-GALV	For M10	50x50x3.0mm
D78-GALV	For M12	50x50x3.0mm
D93-GALV	For M14	50x50x3.0mm
	For M16	50x50x3.0mm
	For M20	50x50x3.0mm

Washers EPDM



Code	Hole Dia.	Washer Size
	For M8	Ø22x3.0mm
	For M10	Ø22x3.0mm
	For M12	Ø24x3.0mm
	For M16	Ø30x3.0mm
	For M8	Ø50x3.0mm
D125	For M10	Ø56x3.0mm
	For M12	Ø56x3.0mm
	For M16	Ø56x3.0mm

Code	Hole Dia.	Washer Size
	For M8	50x50x3.0mm
D126	For M10	50x50x3.0mm
D127	For M12	50x50x3.0mm
D128	For M16	50x50x3.0mm
	For M20	50x50x3.0mm

Window & Door Screws

CSK Head - Self Drilling Screws 304 Stainless Steel



Square Drive

Code	Gauge	Thread Dia.	Length
D49	7g	M3.3	17mm
D42(Black)	7g	M4	11mm
D94(Black)	7g	M4	14mm
D48	8g	M4.2	19mm
D30	10g	M4.8	25mm
D130	10g	M4.8	30mm
D31	10g	M4.8	38mm



Int Hex Drive

D29	12g	M5.5	19mm
D29 (Black)	12g	M5.5	19mm



Philips Drive

D117	10g	M4.8	25mm
D26	12g	M5.5	25mm
D96	12g	M5.5	63mm

CSK Head - Dog Point Screws 304 Stainless Steel






Square Drive

Code	Gauge	Thread Dia.	Length
D37(Black)	6g	M3.5	17mm
D38(Black)	6g	M3.5	24mm
D39	6g	M3.5	25mm

Window & Door Screws

CSK Head - Self Tapping Screws 304 Stainless Steel



	Code	Gauge	Thread Dia.	Length
 <i>Philips Drive</i>	D58	8g	M4.2	38mm
	D57	8g	M4.2	50mm
	D59	8g	M4.2	60mm
	D26	12g	M5.5	25mm
 <i>Int Hex Drive</i>	D29 (Black)	12g	M5.5	19mm
	D3	12g	M5.5	40mm
	D2	14g	M6.3	50mm
	D1	20g	M8	50mm
	D54	20g	M8	55mm
 <i>Square Drive</i>	D49	5g	M3.3	17mm
	D4	8g	M4.2	25mm
		8g	M4.2	30mm
		8g	M4.2	40mm
		8g	M4.2	50mm
	D130	10g	M4.8	30mm

CSK Head - Self Tapping Screws Zinc Plated Steel



 *Philips Drive*



Code	Gauge	Thread Dia.	Length
	6g	M3.5	16mm
	8g	M4.2	20mm
	8g	M4.2	25mm
	8g	M4.2	28mm
	8g	M4.2	32mm

Countersunk self-tapping screws provide a flush finish, perfect for securing aluminium window and door frames, hinges, and hardware without pre-drilling. Commonly used for precise fittings.

Window & Door Screws

CSK Head - Self Tapping Screws Yellow Zinc Plated Steel



Square Drive

Code	Gauge	Thread Dia.	Length
D21	6g	M3.5	16mm
D20	7g	M4	28mm
D19	7g	M4	32mm
D18	7g	M4	38mm
D17	7g	M4	50mm
D16	7g	M4	65mm
	8g	M4.2	38mm
	8g	M4.2	50mm
	8g	M4.2	65mm
	10g	M5	50mm
	10g	M5	65mm
D15 (Black)	10g	M5	80mm
D14	10g	M5	90mm

CSK Head - Window Frame Screws Zinc Plated Steel



Torx Drive

Code	Gauge	Thread Dia.	Length
	18g	M7.5	72mm
	18g	M7.5	92mm
	18g	M7.5	102mm
	18g	M7.5	132mm
	18g	M7.5	152mm
	18g	M7.5	212mm

Window & Door Screws

PAN Head - Self Tapping Screws 304 Stainless Steel



Square Drive

Code	Gauge	Thread Dia.	Length
D35	6g	M3.5	19mm
D40	6g	M3.5	37mm
D41	6g	M3.5	50mm
	8g	M4.2	16mm
D33	8g	M4.2	19mm
D5	8g	M4.2	25mm
D46	8g	M4.2	38mm
D32	8g	M4.2	50mm
	8g	M4.2	75mm
D45	8g	M4.2	76.2mm
	10g	M4.8	25mm
	10g	M4.8	32mm
	10g	M4.8	40mm
D47	10g	M4.8	55mm



Phillips Drive

D52	12g	M5.0	40mm
D56	12g	M5.5	25mm

PAN Head - Self Drilling Screws 304 Stainless Steel



Square Drive

Code	Gauge	Thread Dia.	Length
	8g	M4.2	16mm
D34	8g	M4.2	19mm



Phillips Drive

D22	8g	M4.2	16mm
D23	8g	M4.2	19mm
D62(Black)	8g	M4.2	19mm
D91	8g	M4.2	25mm
D92	8g	M4.2	32mm
D142	10g	M4.8	55mm

Window & Door Screws

PAN Head - Dog Point Screws 304 Stainless Steel



Square Drive

Code	Gauge	Thread Dia.	Length
D36	6g	M3.5	19mm
D39	6g	M3.5	25mm
D43	8g	M4.2	7mm
D44(Black)	8g	M4.2	7mm
D60	8g	M4.2	25mm

Building Screws

Bugle Head - Batten Screws 316 Stainless Steel



Int Hex Drive



T17 Tip

Code	Gauge	Thread Dia.	Length
	14g	M6.15	50mm
	14g	M6.15	75mm
	14g	M6.15	100mm
	14g	M6.15	125mm

Bugle Head - Batten Screws Galvanised Steel



Int Hex Drive



T17 Tip

Code	Gauge	Thread Dia.	Length
	14g	M6.15	50mm
	14g	M6.15	75mm
	14g	M6.15	100mm
	14g	M6.15	125mm
	14g	M6.15	150mm

Wing Tek Screws Galvanised Steel



Int Hex Drive



Self-drill Tip

Code	Gauge	Thread Dia.	Length
	10g	M4.83	35mm
	10g	M4.83	40mm
	10g	M4.83	45mm
	10g	M4.83	50mm
	10g	M4.83	60mm
	10g	M4.83	75mm
	14g	M6.15	55mm
	14g	M6.15	65mm

Building Screws

CSK Head - Chipboard Screws 304 Stainless Steel



Square Drive

Code	Gauge	Thread Dia.	Length
	8g	M4.2	20mm
	8g	M4.2	25mm
	8g	M4.2	32mm
	8g	M4.2	40mm
	8g	M4.2	45mm
	8g	M4.2	50mm
	8g	M4.2	65mm
	8g	M4.2	75mm
	10g	M4.83	40mm
	10g	M4.83	50mm
	10g	M4.83	65mm
	10g	M4.83	75mm
	10g	M4.83	90mm
	10g	M4.83	100mm

CSK Head - Chipboard Screws Galvanised Steel



Square Drive

Code	Gauge	Thread Dia.	Length
	8g	M4.2	20mm
	8g	M4.2	25mm
	8g	M4.2	32mm
	8g	M4.2	40mm
	8g	M4.2	45mm
	8g	M4.2	50mm
	8g	M4.2	65mm
	10g	M4.83	50mm
	10g	M4.83	65mm
	10g	M4.83	75mm
	10g	M4.83	90mm
	10g	M4.83	100mm



The CSK Self-Tapper Screw is ideal for fastening into chipboard and other soft materials. Its countersunk head allows for a smooth, flat surface, while the self-tapping design means it can cut its own threads, ensuring a tight and reliable fit.

Building Screws

Bugle Head - Drywall Screws

Yellow Zinc Plated Steel

Coarse Thread



Philips Drive

Code	Gauge	Thread Dia.	Length
	6g	M3.5	25mm
	6g	M3.5	32mm
	6g	M3.5	45mm
	8g	M4.2	51mm

Bugle Head - Drywall Screws

Yellow Zinc Plated Steel

Fine Thread



Philips Drive

Code	Gauge	Thread Dia.	Length
	6g	M3.5	25mm
	6g	M3.5	32mm
	6g	M3.5	45mm

CSK Head - Blue Concrete Screws

Zinc Galvanised Steel



Square Drive

Code	Gauge	Thread Dia.	Length
	10g	M4.8	80mm

Sentinel CSK - Self Drilling Screws

304 Stainless Steel



Int Hex Drive

Code	Gauge	Thread Dia.	Length
D29	12g	M5.5	19mm
D119	12g	M5.5	38mm

Building Screws

CSK Head - Decking Screws

304 Stainless Steel



Torx Drive



T17 Tip

Code	Gauge	Thread Dia.	Length
	8g	M4.2	50mm
	8g	M4.2	65mm
	10g	M4.8	60mm
	10g	M4.8	65mm
	10g	M4.8	75mm
	10g(Bronze)	M4.8	60mm
	10g(Bronze)	M4.8	75mm
	12g	M5.5	75mm
	12g	M5.5	90mm

Raised Head - Decking Screws

304 Stainless Steel



Torx Drive



T17 Tip

Code	Gauge	Thread Dia.	Length
	8g	M4.2	50mm
	8g	M4.2	65mm
	10g	M4.8	60mm
	10g	M4.8	65mm
	10g	M4.8	75mm
	10g(Kwila)	M4.8	60mm
	10g(Bronze)	M4.8	60mm
	10g(Bronze)	M4.8	75mm
	12g	M5.5	75mm
	12g	M5.5	90mm

316 Stainless Steel



Torx Drive



T17 Tip

Code	Gauge	Thread Dia.	Length
	10g	M4.8	60mm
	10g	M4.8	75mm
	12g	M5.5	75mm

Building Screws

Jolt Head - Decking Screws 316 Stainless Steel



Torx Drive



T17 Tip

Code	Gauge	Thread Dia.	Length
	8g	M4.2	65mm
	8g	M4.2	75mm
	8g	M4.2	90mm

Jolt Head - Decking Screws Zinc Plated Steel



Torx Drive



T17 Tip

Code	Gauge	Thread Dia.	Length
	8g	M4.2	65mm
	8g	M4.2	75mm
	8g	M4.2	90mm

Trim Head - Decking Screws 316 Stainless Steel



Torx Drive



T17 Tip

Code	Gauge	Thread Dia.	Length
	10g	M4.83	65mm

X-Large Head - Decking Screws 304 Stainless Steel



Torx Drive



T17 Tip

Code	Gauge	Thread Dia.	Length
	12g	M5.5	50mm
	12g	M5.5	65mm
	12g	M5.5	75mm
	12g	M5.5	90mm

Building Screws

Washer Head - Landscaping Screws 316 Stainless Steel



Washer
Trolox Drive

Code	Gauge	Thread Dia.	Length
	8g	M4.2	80mm
	8g	M4.2	100mm
	8g	M4.2	120mm
	8g	M4.2	140mm
	8g	M4.2	160mm
	8g	M4.2	180mm
	8g	M4.2	200mm

Washer Head - Landscaping Screws Galvanised Steel



Washer
Trolox Drive

Code	Gauge	Thread Dia.	Length
	6g	M3.5	80mm
	6g	M3.5	100mm
	6g	M3.5	120mm
	6g	M3.5	140mm
	6g	M3.5	160mm
	8g	M4.2	80mm
	8g	M4.2	100mm
	8g	M4.2	120mm
	8g	M4.2	140mm
	8g	M4.2	160mm
	8g	M4.2	180mm
	8g	M4.2	200mm
	10g	M4.83	80mm
	10g	M4.83	100mm
	10g	M4.83	120mm
	10g	M4.83	140mm
	10g	M4.83	160mm
	10g	M4.83	180mm
	10g	M4.83	200mm
	10g	M4.83	220mm
	10g	M4.83	240mm
	10g	M4.83	260mm
	10g	M4.83	280mm



This screw is designed for outdoor projects like retaining walls and decking. The wide washer head ensures strong holding power, while its corrosion-resistant coating makes it ideal for tough weather conditions. Perfect for securing timber and garden structures.

Building Screws

Hex Washer Head - Roofing Screws

B8 Dacromet Steel



Code	Gauge	Thread Dia.	Length
	12g	M5.5	25mm
	12g	M5.5	50mm
	12g	M5.5	55mm
	12g	M5.5	65mm
	14g	M6.2	75mm
	14g	M6.2	90mm
	14g	M6.2	100mm

Hex Washer Head - Roofing Screws

Galvanised Steel
Powdercoated Screw Head



Code	Gauge	Thread Dia. X Length	Color
	12g	M5.5 X 65mm	Matt Black
	12g	M5.5 X 65mm	Matt Ironsand
	12g	M5.5 X 65mm	Matt Titania

Polycarbonate Head - Roofing Screws

Galvanised Steel



Code	Gauge	Thread Dia.	Length
	12g	M5.5	50mm
	12g	M5.5	65mm

Other Screws

Hex Washer Head - Self Drilling Screws 316 Stainless Steel



Hex
Washer Drive

Code	Gauge	Thread Dia.	Length
D9SS	12g	M5.5	25mm
D25SS	12g	M5.5	38mm
	12g	M5.5	65mm
	14g	M6.15	35mm
	14g	M6.15	75mm
	14g	M6.15	90mm
	14g	M6.15	125mm

Hex Washer Head - Self Tapping Screws Galvanised Steel



Hex
Washer Drive



T17 Tip

Code	Gauge	Thread Dia.	Length
	12g	M5.5	25mm
	12g	M5.5	35mm
	12g	M5.5	45mm
	12g	M5.5	50mm
	14g	M6.15	90mm
	14g	M6.15	100mm
	14g	M6.15	125mm

Hex Washer Head - Self Tapping Screws with Neo Seal Galvanised Steel



Hex
Washer Drive



T17 Tip

Code	Gauge	Thread Dia.	Length
	12g	M5.5	45mm
	12g	M5.5	50mm
	12g	M5.5	65mm
	14g	M6.15	75mm
	14g	M6.15	90mm
	14g	M6.15	100mm

Other Screws

Hex Washer Head - Self Drilling Screws 304 Stainless Steel



Hex
Washer Drive



Self-drill Tip

Code	Gauge	Thread Dia.	Length
D8	10g	M4.8	50mm
D9ss	12g	M5.5	25mm
D25ss	12g	M5.5	38mm

Hex Washer Head - Self Drilling Screws Dacromet Coated Steel



Hex
Washer Drive



Self-drill Tip

Code	Gauge	Thread Dia.	Length
D9CS	12g	M5.5	25mm
D120	12g	M5.5	40mm
D121	12g	M5.5	55mm
D122	14g	M6.3	25mm
D123	14g	M6.3	38mm
D124	14g	M6.3	55mm

Hex Washer Head - Self Drilling Screws with Neo Seal Galvanised Steel



Hex
Washer Drive



Self-drill Tip

Code	Gauge	Thread Dia.	Length
	12g	M5.5	20mm
D13	12g	M5.5	30mm
	12g	M5.5	35mm
D118	12g	M5.5	40mm
D129	12g	M5.5	65mm
	14g	M6.15	75mm

Other Screws

Hex Washer Head - Self Drilling Screws

Dacromet Coated Steel

Powdercoated Screw Head



Hex
Washer Drive



Self-drill Tip

Code	Gauge	Thread Dia.	Length	Head Colour
D9Black	12g	M5.5	25mm	Matt Black
D9MAW	12g	M5.5	25mm	Matt Appliance White
D9MI	12g	M5.5	25mm	Matt Ironsand
D10	12g	M5.5	30mm	Matt Black
D11	12g	M5.5	35mm	Matt Black
D25MAW	12g	M5.5	38mm	Matt Appliance White
D25MI	12g	M5.5	38mm	Matt Ironsand
D12	12g	M5.5	55mm	Matt Black
D12MAW	12g	M5.5	55mm	Matt Appliance White
D12MI	12g	M5.5	55mm	Matt Ironsand

Hex Washer Head - Self Drilling Screws

Black Electrophoretic Steel



Hex
Washer Drive



Self-drill Tip

Code	Gauge	Thread Dia.	Length
D24 (Black)	12g	M5.5	16mm
D25 (Black)	12g	M5.5	38mm

Other Screws

Truss Head - Self Drilling Screws 304 Stainless Steel



Square Drive

Code	Gauge	Thread Dia.	Length
	8g	M4.2	19mm
	8g	M4.2	25mm



Philips Drive

D22(Black)	8g	M4.2	16mm
D50	8g	M4.2	19mm
D51	8g	M4.2	25mm

Truss Head - Self Drilling Screws Galvanised Steel



Philips Drive

Code	Gauge	Thread Dia.	Length
D7	7g	M4	20mm
D6	10g	M4.8	16mm


















Truss Head - Self Drilling Screws Dacromet Coated Steel



Philips Drive

Code	Gauge	Thread Dia.	Length
D50DACROMET	8g	M4.2	19mm
D51DACROMET	8g	M4.2	25mm
D140DACROMET	10g	M4.8	19mm
D141DACROMET	10g	M4.8	28mm

System Accessories

									
Product Code	HD108	Product Code	HD101	Product Code	SS850	Product Code	SS511B	Product Code	Sealant Gun 1
Description	Kitchen and Bathroom Sealant	Description	General Purpose Sealant	Description	Window and Door Sealant	Description	Silicone Sealant	Description	
									
Product Code	Sealant Gun 2	Product Code	GC5	Product Code	GC6	Product Code	GC10	Product Code	GC9
Description	For SS511B Silicone Sealant	Description	5" - 125mm G Clamp	Description	6" - 150mm G Clamp	Description	10" - 250mm G Clamp	Description	F Heavy Duty Clamp
									
Product Code	SL80	Product Code	SL79	Product Code	Stretch Wrap PE	Product Code	PVC - 75mmx50m	Product Code	PVC - 48mmx50m
Description	Handy Wrap Handle	Description	Stretch Wrap Film - S	Description	Stretch Wrap Film - L	Description	75mm PVC Orange Tape	Description	48mm PVC Orange Tape
									
Product Code	PVC - 36mmx50m	Product Code	CH-04W	Product Code	ZPCD8L1				
Description	36mm PVC Orange Tape	Description	4-Digit Combination Padlock	Description	Zinc Plate Chain Ø8mm, 1m				

Technical Reference & Conversion Tables

WEIGHT REFERENCE TABLE

SOLID ROUND BARS

Nominal Dia. (mm)	Imperial Equivalent (Inch)	Kg/m
Ø6.0	0.236	0.222
Ø8.0	0.315	0.400
Ø10.0	0.394	0.624
Ø12.0	0.472	0.899
Ø16.0	0.630	1.598
Ø18.0	0.709	2.023
Ø20.0	0.787	2.498
Ø22.0	0.866	3.022
Ø25.0	0.984	3.902

SOLID SQUARE BARS

Nominal Size (mm)	Imperial Equivalent (Inch)	Kg/m
8.0	0.315	0.500
10.0	0.394	0.788
12.0	0.472	1.140
14.0	0.551	1.550
16.0	0.630	2.030
20.0	0.787	3.170

MILD STEEL FLAT SHEET

Sheet Thickness (mm)	Kg/m ²
0.80	6.60
1.00	7.95
1.20	9.54
1.60	12.72
2.00	15.90
2.50	19.63
3.00	23.55

MILD STEEL TREADPLATE

Sheet Thickness (mm)	Kg/m ²
3.00	25.04
4.00	33.39
5.00	41.73
6.00	50.09
8.00	66.78
10.00	80.60

GALVANISED STEEL FLAT SHEET

Sheet Thickness (mm)	Kg/m ²
0.55	4.71
0.75	6.28
0.95	7.85
1.15	9.42
1.55	12.56
2.00	15.66
2.50	19.85
3.00	23.89

For all other sections, weight can be calculated using the formula:

Cross-section Area (mm²) x 0.00785 = Mass (kg/m).

METRIC TO GAUGE CONVERSION TABLE

Gauge	26	24	23	22	21	20	19	18	17	16	15	14	13	12	11
Thickness	0.55	0.70	0.80	0.95	1.20	1.40	1.60	1.90	2.00	2.40	2.60	2.90	3.00	3.20	3.50

TENSILE STRENGTH CONVERSION TABLE

tons/in ²	p.s.i	kg/mm ²	MPa
16	37,000	25.8	250
20	45,000	31.6	309
23	51,500	36.5	355
26	58,000	40.8	402
29	65,000	45.7	448
30	67,000	47.1	463
29	65,000	45.7	448
30	67,000	47.1	463
32	72,000	50.6	494
33	74,000	52.0	510
35	78,500	55.5	541
36	81,000	57.0	556
39	87,500	61.8	602
40	90,000	63.3	618
42	94,000	66.0	649
45	101,000	71.0	695
46	103,000	72.5	710
49	110,333	77.3	757
50	112,000	78.8	772
52	116,500	82.0	803
55	123,000	86.5	849
58	130,000	91.4	896
60	134,500	94.5	927
62	139,000	97.7	958
65	146,000	102.6	1004
68	153,000	107.5	1050
70	157,000	110.4	1081
71	159,000	111.8	1097
75	168,000	118.0	1158
78	175,000	123.0	1205
80	180,000	126.0	1236
81	182,000	128.0	1251
84	188,000	132.2	1297
85	190,000	133.6	1313
88	197,000	138.5	1359
90	202,000	142.0	1390

tons/in ²	p.s.i	kg/mm ²	MPa
91	204,000	143.4	1405
94	210,000	148.4	1452
95	213,000	149.7	1467
97	217,000	152.6	1498
100	224,000	157.5	1544
104	233,000	163.8	1606
105	235,000	165.4	1622
107	240,000	168.5	1653
110	246,500	173.2	1699
113	253,000	178.0	1745
115	257,000	181.1	1776
117	262,000	184.3	1807
120	269,000	189.0	1853
123	275,500	194.0	1900
125	280,000	197.0	1931
126	282,500	198.0	1946
130	291,000	205.0	2000
133	298,000	209.0	2054
135	302,400	213.0	2085
136	304,500	214.0	2010
140	313,600	221.0	2162

COMMON ALUMINIUM ALLOY CHEMICAL COMPOSITION TABLE (%)

(Major Alloying Elements Only)

Alloy	Si	Mg	Fe	Cu	Mn	Cr
1100	0.00-0.95	—	0.00-0.95	0.00-0.05	0.00-0.05	—
1200	0.00-1.00	—	0.00-0.50	0.00-0.05	0.00-0.05	—
5005	0.00-0.30	0.45-0.70	0.00-0.70	0.00-0.50	0.00-0.20	—
5052	0.00-0.25	2.20-2.80	0.00-0.40	0.00-0.10	0.00-0.10	0.15-0.35
5083	0.40-1.00	4.00-4.90	0.00-0.40	0.00-0.10	0.40-1.00	0.05-0.25
5251	0.00-0.40	1.70-2.40	0.00-0.50	0.00-0.15	0.00-0.50	—
6005	0.60-0.90	0.40-0.60	0.00-0.35	0.00-0.10	0.00-0.10	—
6060	0.30-0.60	0.35-0.60	0.00-0.30	0.00-0.10	0.00-0.10	—
6061	0.40-0.80	0.80-1.20	0.00-0.70	0.00-0.15	0.00-0.15	0.04-0.35
6063	0.20-0.60	0.45-0.90	0.00-0.35	0.00-0.10	0.00-0.10	—
6082	0.70-1.30	0.60-1.20	0.00-0.50	0.00-0.10	0.40-1.00	0.25-0.40

* As shown in the table below, **6060** and **6063** have nearly identical ranges in their primary alloying elements, particularly **Si** and **Mg**. These minimal compositional differences do not result in meaningful variation in extrusion behaviour, surface finish, or mechanical performance. In architectural and general extrusion applications, the two alloys are widely recognised as functionally equivalent.

ALUMINIUM ALLOY GRADE DESCRIPTIONS & APPLICATIONS

Alloy Grade	Description & Application
1100	Commercially pure aluminium with excellent corrosion resistance and strong formability. Offers high ductility with good thermal and electrical conductivity. Applications: Spinning, reflectors, food processing equipment, sheetmetal work.
1200	Moderate-strength alloy with high corrosion resistance and good workability. Performs well in forming, bending, and fabrication. Applications: Kitchenware, processing equipment, ducting, sheetmetal.
5050	Good atmospheric corrosion resistance with excellent anodising performance. Provides a stable surface finish and is easy to fabricate or weld. Applications: Roofing, cladding, signage panels, architectural trims.
5052	Medium-to-high strength alloy with very good marine and industrial corrosion resistance. Excellent for cold forming and welding while maintaining durability. Applications: Marine components, vehicle bodies, fuel tanks, road signs.
5083	Highest-strength non-heat-treatable alloy with exceptional seawater resistance. Maintains high mechanical performance even after welding. Applications: Boats, truck bodies, pressure vessels, marine structures. Applications: Vehicle panels, marine fittings, forming and fabrication.
5251	Medium-strength, highly formable alloy with very good corrosion resistance. Suitable for fabrication and moderate load-bearing applications. Applications: Vehicle panels, marine fittings, forming and fabrication.

Alloy Grade	Description & Application
6005	Medium-strength extrusion alloy with very good corrosion resistance. Ideal for structural shapes requiring consistent finish and stability. Applications: Ladders, formwork, structural tubes, furniture components.
6060	Medium-strength alloy offering excellent anodising finish and extrudability. Ideal for complex, thin-wall, and architectural profiles. Applications: Windows, doors, furniture, interior fittings, architectural extrusions.
6061	High-strength 6000-series alloy with excellent weldability and corrosion resistance. Reliable for structural parts where strength-to-weight ratio is critical. Applications: Structural components, marine fittings, bridges, transport equipment.
6063	Architectural alloy known for excellent surface finish, extrudability, and anodising response. Very similar to 6060 and widely used in precision building profiles. Applications: Balustrades, shopfitting, façade systems, decorative trims.
6082	High-strength structural alloy with strong load-bearing capability. Provides good corrosion resistance and weldability for heavy-duty use. Applications: Cranes, bridges, marine structures, transport and machinery profiles.

Technical Reference & Conversion Tables

ALLOY	TEMPER	Thickness (mm)		Tensile Strength (MPa)				Elongation (% min in 50mm or 5.65 √A)
		Over	Up to	Ultimate		Yeild		
				Min	Max	Min	Max	
1350	-H12	All Thicknessess		60				23
2011	-H4	All Thicknessess		275		125		14
2011	-T6	-	25.0	350		220		8
		25.0	75.0	345		220		8
		75.0	-	340		200		8
2014	-T4	-	10.0	370		240		15
		10.0	100.0	385		245		13
		100.0	150.0	385		245		10
		150.0	200.0	370		240		10
2014	-T6	-	10.0	430		385		8
		10.0	25.0	465		415		6
		25.0	100.0	495		450		6
		100.0	150.0	465		415		6
6351	-T4	-	150.0	185		115		16
6351	-T5	All Thicknessess		260		240		8
6351	-T54	-	12.5	205		140		10
6351	-T6	-	150.0	295		255		8
6082	-T4	-	150.0	190		120		14
		150.0	200.0	170		110		11
6082	-T5	-	6.0	270		230		8
6082	-T6	-	20.0	295		255		7
		20.0	150.0	310		270		7
		150.0	200.0	280		240		5
6061	-O _s	All Thicknessess		150		110		14
6061	-T1	-	12.5	180		95		16
6061	-T4	All Thicknessess		180		110		14
6061	-T42	All Thicknessess		180		85		14
6061	-T51	-	16.0	240		205		8
6061	-T6	All Thicknessess		260		240		8
6262	-T6	All Thicknessess		260		240		8
6060	-T0	All Thicknessess		130				16
6060	-T1	-	12.0	115		60		12
		12.0	25.0	110		55		10
6060	-T4			120		60		14
6060	-T591	All Thicknessess	12.0	120		75		12
6060	-T5	-	12.0	150		110		6
		12.0	25.0	145		105		6
6060	-T52	-	12.0	150	205	110		8
SF6060	-T6			205		170		8
6063	-O	All Thicknessess		130				16
6063	-T1	-	12.0	115		60		12
		12.0	25.0	110		55		10
6063	-T4	-	150.0	130		70		12
6063	-T5	-	12.0	150		110		8
		120.0	25.0	145		105		6
6063	-T52	-	12.0	150	205	110		8

Technical Reference & Conversion Tables

ALLOY	TEMPER	Thickness (mm)		Tensile Strength (MPa)				Elongation (% min in 50mm or 5.65 √A)
		Over	Up to	Ultimate		Yeild		
				Min	Max	Min	Max	
6063	-T6	-	25.0	205		170		8
		25.0	150.0	185		160		10
6063	-H112	All Thicknesses		110				13
6106	-T4	-	150.0	130		70		12
6106	-T6	-	10.0	235		210		8
			25.0	205		170		8
		25.0	150.0	185		160		10
6463A	-T1	-	12.0	115		60		12
6463A	-T5	-	12.0	15		110		8
6463A	-T6	-	3.0	205		170		8
		3.0	12.0	205		170		10
6005A	-T4	-	12.0	180		110		14
6005A	-T5	All Thicknesses		260		240		8
6261	-T1	All Thicknesses		190		115		14
6261	-T5	-	5.0	295		255		7
		5.0	10.0	280		240		7
6261	-T6	All Thicknesses		295		255		7
7005	-T53	-	20.0	350		300		10

Technical Reference & Conversion Tables

ALLOY	TEMPER	Thickness (mm)		Tensile Strength (MPa)				Elongation (% min in 50mm or 5.65 √A)
		Over	Up to	Ultimate		Yield		
				Min	Max	Min	Max	
1050	-O	0.15	0.50		95			15
		0.50	0.80		95			20
		0.80	1.30		95			25
		1.30	6.00		95			30
1050	-H12	0.25	0.50	80	110			4
		0.50	0.80	80	110			5
		0.80	1.30	80	110			6
		1.30	2.60	80	110			8
		2.60	6.00	80	110			12
1050	-H14	0.25	0.30	100	125			2
		0.30	0.50	100	125			3
		0.50	0.80	100	125			4
		0.80	1.30	100	125			5
		1.30	2.60	100	125			6
		2.60	12.00	100	125			8
1050	-H16	0.15	0.50	115	140			2
		0.50	0.80	115	140			3
		0.80	1.30	115	140			4
		1.30	4.00	115	140			5
1050	-H18	0.15	0.50	130				1
		0.50	0.80	130				2
		0.80	1.30	130				3
		1.30	1.60	130				4
		1.60	3.25	130				5
1050	-H112	6.00	25.00	60				30
1100	-O	0.15	0.50	75	105	25		15
		0.50	0.80	75	105	25		20
		0.80	1.30	75	105	25		25
		1.30	6.00	75	105	25		30
		6.00	75.00	75	105	25		26
1100	-H12	0.40	0.50	95	130	75		3
		0.50	0.80	95	130	75		4
		0.80	1.30	95	130	75		6
		1.30	3.00	95	130	75		8
		3.00	6.00	95	130	75		9
		6.00	12.00	95	130	75		9
12.00	50.00	95	130	75		10		
1100	-H14	0.25	0.30	110	145			1
		0.30	0.50	110	145	95		2
		0.50	0.80	110	145	95		3
		0.80	1.30	110	145	95		4
		1.30	3.00	110	145	95		5
		3.00	6.00	110	145	95		6
		6.00	12.00	110	145	95		6
		12.00	25.00	110	145	95		8

Technical Reference & Conversion Tables

ALLOY	TEMPER	Thickness (mm)		Tensile Strength (MPa)				Elongation (% min in 50mm or 5.65 √A)
		Over	Up to	Ultimate		Yield		
				Min	Max	Min	Max	
1100	-H16	0.15	0.50	130	165	115		1
		0.50	0.80	130	165	115		2
		0.80	1.30	130	165	115		3
		1.30	4.00	130	165	115		4
1100	-H18	0.15	0.50	150				1
		0.50	0.80	150				2
		0.80	1.30	150				3
		1.30	3.25	150				4
1100	-H112	6.00	12.00	90		50		9
		12.00	50.00	85		35		13
		50.00	75.00	80		30		18
1200	-O	0.15	0.50		105	25		15
		0.50	0.80		105	25		20
		0.80	1.30		105	25		25
		1.30	6.00		105	25		30
		6.00	75.00	75	105	25		26
1200	-H12	0.40	0.50	95	130	75		3
		0.50	0.80	95	130	75		4
		0.80	1.30	95	130	75		6
		3.00	1.30	95	130	75		8
		6.00	3.00	95	130	75		9
		12.00	6.00	95	130	75		9
50.00	12.00	95	130	75		10		
1200	-H14	0.25	0.30	110	145			1
		0.30	0.50	110	145	95		2
		0.50	0.80	110	145	95		3
		0.80	1.30	110	145	95		4
		3.00	3.00	110	145	95		5
		6.00	6.00	110	145	95		6
		12.00	12.00	110	145	95		6
25.00	25.00	110	145	95		8		
1200	-H16	15.00	0.50	130	165	115		1
		0.50	0.80	130	165	115		2
		0.80	1.30	130	165	115		3
		1.30	4.00	130	165	115		4
1200	-H18	0.15	0.50	150				1
		0.50	0.80	150				2
		0.80	1.30	150				3
		1.30	3.25	150				4
1200	-H112	6.00	12.00	90		50		9
		12.00	50.00	85		35		12
		50.00	75.00	80		30		18
3003	-O	0.15	0.20	95	130			14
		0.20	0.30	95	130			18
		0.30	0.80	95	130	35		20
		0.80	1.30	95	130	35		23
		1.30	6.00	95	130	35		25
		6.00	75.00	95	130	35		21

Technical Reference & Conversion Tables

ALLOY	TEMPER	Thickness (mm)		Tensile Strength (MPa)				Elongation (% min in 50mm or 5.65 √A)
		Over	Up to	Ultimate		Yeild		
				Min	Max	Min	Max	
3003	-H12	0.40	0.50	115	160	80		3
		0.50	0.80	115	160	80		4
		0.80	1.30	115	160	80		5
		1.30	3.00	115	160	80		6
		3.00	4.00	115	160	80		7
		4.00	6.00	115	160	80		8
		6.00	12.00	115	160	80		9
		12.00	50.00	115	160	80		8
3003	-H14	0.25	0.30	135	180	115		1
		0.30	0.50	135	180	115		2
		0.50	0.80	135	180	115		3
		0.80	1.30	135	180	115		4
		1.30	3.00	135	180	115		5
		3.00	4.00	135	180	115		6
		4.00	6.00	135	180	115		7
		6.00	12.00	135	180	115		8
12.00	25.00	135	180	115		8		
3003	-H16	0.15	0.50	165	205	145		1
		0.50	0.80	165	205	145		2
		0.80	1.30	165	205	145		3
		1.30	4.00	165	205	145		4
3003	-H18	0.15	0.50	185		165		1
		0.50	0.80	185		165		2
		0.80	1.30	185		165		3
		1.30	3.25	185		165		4
3003	-H112	6.00	12.00	115		70		8
		12.00	50.00	105		40		10
		50.00	75.00	100		40		16
5005	-O	0.15	0.20	105	145			12
		0.20	0.30	105	145			14
		0.30	0.50	105	145	35		16
		0.50	0.80	105	145	35		18
		0.80	1.30	105	145	35		20
		1.30	3.00	105	145	35		21
		3.00	6.00	105	145	35		22
5005	-H12	0.40	0.50	125	165	95		2
		0.50	0.80	125	165	95		3
		0.80	1.30	125	165	95		4
		1.30	3.00	125	165	95		6
		3.00	4.00	125	165	95		7
		4.00	6.00	125	165	95		8
5005	-H14	0.25	0.80	145	185	115		1
		0.80	1.30	145	185	115		2
		1.30	3.00	145	185	115		3
		3.00	4.00	145	185	115		5
		4.00	6.00	145	185	115		6

Technical Reference & Conversion Tables

ALLOY	TEMPER	Thickness (mm)		Tensile Strength (MPa)				Elongation (% min in 50mm or 5.65 √A)
		Over	Up to	Ultimate		Yeild		
				Min	Max	Min	Max	
5005	-H16	0.15	0.80	165	205	135		1
		0.80	1.30	165	205	135		2
		1.30	4.00	165	205	135		3
5005	-H18	0.15	0.80	185				1
		0.80	1.30	185				2
		1.30	3.25	185				3
5005	-H19	0.15	1.00	195				1
5005	-H32	0.40	0.50	115	160	85		3
		0.50	0.80	115	160	85		4
		0.80	1.30	115	160	85		5
		1.30	3.00	115	160	85		7
		3.00	4.00	115	160	85		8
		4.00	6.00	115	160	85		9
5005	-H34	0.25	0.30	135	180			2
		0.30	0.80	135	180	105		3
		0.80	1.30	135	180	105		4
		1.30	3.00	135	180	105		5
		3.00	4.00	135	180	105		6
		4.00	6.00	135	180	105		7
5005	-H36				180		165	6
5005	-H38	0.15	0.30	180				1
		0.30	0.50	180				2
		0.50	0.80	180				3
		0.80	3.25	180				4
5005	-O	0.15	0.20	170	215			-
		0.20	0.30	170	215			14
		0.30	0.50	170	215	65		15
		0.50	0.80	170	215	65		16
		0.80	1.30	170	215	65		18
		1.30	3.00	170	215	65		19
		3.00	6.00	170	215	65		20
6.00	75.00	170	215	65		16		
5052	-H32	0.40	0.50	215	265	160		4
		0.50	1.30	215	265	160		5
		1.30	3.00	215	265	160		7
		3.00	6.00	215	265	160		9
		6.00	12.00	215	265	160		11
		12.00	50.00	215	265	160		10
5052	-H34	0.25	0.50	235	285	180		3
		0.50	1.30	235	285	180		4
		1.30	3.00	235	285	180		6
		3.00	6.00	235	285	180		7
		6.00	25.00	235	285	180		8
5052	-H36	0.15	0.20	255	305			2
		0.20	0.80	255	305	200		3

Technical Reference & Conversion Tables

ALLOY	TEMPER	Thickness (mm)		Tensile Strength (MPa)				Elongation (% min in 50mm or 5.65 √A)
		Over	Up to	Ultimate		Yeild		
				Min	Max	Min	Max	
5052	-H38	0.15	0.20	270				2
		0.20	0.80	270		220		3
		0.80	3.25	270		220		4
5052	-H391	0.15	2.00	290		240		3
5052	-H112	6.00	12.00	195		110		7
		12.00	50.00	170		65		10
		50.00	75.00	170		65		14
5251	Mechanical properties are almost identical to 5052							
5454	-O	0.50	0.80	215	285	80		12
		0.80	1.30	215	285	80		14
		1.30	3.00	215	285	80		16
		3.00	75.00	215	285	80		16
5454	-H32	0.50	1.30	250	305	180		5
		1.30	6.00	250	305	180		8
		6.00	50.00	250	305	180		10
5454	-H34	0.50	1.30	270	325	200		4
		1.30	4.00	270	325	200		6
		4.00	6.00	270	325	200		7
		6.00	25.00	270	325	200		8
5454	-H112	6.00	12.00	220		125		8
		12.00	50.00	215		80		9
		50.00	75.00	215		80		13
5083	-O	1.30	40.00	275	350	125	200	14
		40.00	75.00	270	345	115	200	14
5083	-H111	6.00	40.00	290	350	170	285	12
5083	-H121	6.00	50.00	305	385	215	295	10
5083	-H311	6.00	40.00	290	350	170	285	14
5083	-H321	5.00	40.00	305	385	215	295	10
		40.00	75.00	280	385	200	295	10
5083	-H323	1.30	3.20	310	375	235	305	8
		3.20	6.00	310	375	235	305	10
5083	-H343	1.30	3.20	345	405	270	340	6
		3.20	6.00	345	405	270	340	8
5083	-H112	6.00	40.00	275		125		10
		40.00	75.00	270		115		10
5083	-H115	20.00	50.00	310		255		7
		50.00	70.00	305		240		7
5083	-H116	3.00	6.00	305		215		10
		6.00	30.00	305		215		10
6061	-O	0.25	0.50			85		14
		0.50	3.25			85		16
		3.25	12.00			85		18
		12.00	25.00			85		16
6061	-T4	0.25	0.50	205		115		14
		0.50	6.00	205		115		16
		6.00	25.00	205		115		16

Technical Reference & Conversion Tables

ALLOY	TEMPER	Thickness (mm)		Tensile Strength (MPa)				Elongation (% min in 50mm or 5.65 √A)
		Over	Up to	Ultimate		Yeild		
				Min	Max	Min	Max	
6061	-T42	0.25	0.50	205		95		14
		0.50	6.00	205		95		16
		6.00	25.00	205		95		16
6061	-T6 & 62	0.25	0.50	290		240		8
		0.50	12.00	290		240		10
		12.00	25.00	290		240		7
7075	-T6 & 62			570		505		11
8011	-O	0.15	0.30	75	105			16
		0.30	0.80	75	105			20
		0.80	1.30	75	105			25
		1.30	5.00	75	105			30
8011	-H12	0.20	0.50	100	135			3
		0.50	0.80	100	135			4
		0.80	1.30	100	135			6
		1.30	3.00	100	135			8
		3.00	6.00	100	135			9
8011	-H14	0.20	0.50	115	150			2
		0.50	0.80	115	150			3
		0.80	1.30	115	150			4
		1.30	3.00	115	150			5
		3.00	6.00	115	150			7
8011	-H16	0.20	0.50	140	170			1
		0.50	0.80	140	170			2
		0.80	1.30	140	170			3
		1.30	3.00	140	170			4
		3.00	6.00	140	170			5
8011	-H18	0.20	0.50	160				1
		0.50	0.80	160				2
		0.80	1.30	160				3
		1.30	3.00	160				4



ALUMINIUM



Contact Us Now!

Auckland Rosedale Branch

Address: 6 John Glenn Ave, Rosedale,
Auckland 0632

Email: info.albany@sdalu.co.nz

Phone: 09 - 218 2188
09 - 218 2111

Auckland Manukau Branch

Address: 28 Ryan Pl, Manukau City,
Auckland 2104

Email: info.manukau@sdalu.co.nz

Phone: 09 - 217 8666

Christchurch Wigram Branch

Address: 67 Vickerys Rd, Wigram,
Christchurch 8042

Email: info.chch@sdalu.co.nz

Phone: 03 - 366 6669

Follow Us on Social Media

