



SD Aluminium **SYNTHETIC TURF** PRODUCT GUIDE



Contact Us Now!

Auckland Rosedale Branch

Address: 6 John Glenn Ave, Rosedale,
Auckland 0632

Email: info.albany@sdalu.co.nz

Phone: 09 - 218 2188
09 - 218 2111

Auckland Manukau Branch

Address: 28 Ryan Pl, Manukau City,
Auckland 2104

Email: info.manukau@sdalu.co.nz

Phone: 09 - 217 8666

Christchurch Wigram Branch

Address: 67 Vickerys Rd, Wigram,
Christchurch 8042

Email: info.chch@sdalu.co.nz

Phone: 03 - 366 6669

Premium Synthetic Turf
Natural Look with Lasting Performance


2026-2027 Edition

Follow Us on Social Media



www.sdalu.co.nz

Synthetic Turf Solution





Premium Lawn Turf



AT30

Pile Height: 30mm
Width: 3.7m
Roll Length: 20m
Stitch Rate: 150 Stitch/m
Sand Fill: 8-10 kg/m²
Colour: Vine Cyan & Vine Green




AT35

Pile Height: 35mm
Width: 3.7m
Roll Length: 20m
Stitch Rate: 160 Stitch/m
Sand Fill: 8-10 kg/m²
Colour: Mint Green & Matt Olive



AT40

Pile Height: 40mm
Width: 3.7m
Roll Length: 20m
Stitch Rate: 160 Stitch/m
Sand Fill: 8-10 kg/m²
Colour: Amerson Olive & Mineral Green



Presision Putting Turf




AT13GOLF

Pile Height: 13mm
Width: 3.7m
Roll Length: 20m
Stitch Rate: 230 Stitch/m
Sand Fill: 8-10 kg/m²
Colour: Emerald



Turf Accessories



SL436 - Seaming Tape
150mm Width
5m/10m Length Roll



SL451 - Ground Fixing Nails
Ø4.5 x 150mm
Q195 Carbon Steel



SL438 - Turf Adhesive Part A
Base Compound
Weight: 9kg
Colour: Green



SL438 - Turf Adhesive Part B
Hardener
Weight: 1kg
Colour: Brown

Installation Guides

1. Clear existing grass and debris from the area.
2. Compact the ground and prepare a stable base using crushed gravel or sand.
3. Roll out the turf and allow it to relax for 30-60 minutes before cutting.
4. Trim edges and ensure all turf rolls face the same direction.
5. Join seams with Seaming Tape and Turf Adhesive (Part A + Part B, 9:1 mix).
6. Secure turf with Fixing Nails Ø4.5 x 125 mm, spaced 150-200 mm apart.
7. Evenly spread silica sand infill (8 - 10 kg/m²) across the surface.
8. Brush the fibres upright for a natural look and smooth finish.

