



Aluminium Canopy System



*Engineered with high-quality aluminium
Features a sleek and long-lasting performance*

May 2024 Edition

Patio Canopy & Carport Systems

Straight Edge Canopy | Radius Edge Canopy | Strengthen Canopy | Carport

Weather Protection: *With our canopy, you can enjoy your outdoor space even when the weather is less than perfect. The canopy can provide shade and protection from the sun's rays; it can provide shelter from the wind and rain, allowing you to enjoy your outdoor area in comfort.*

Additional Area: *Our canopy can be used to create an additional area that can be used for entertaining, dining, or car parking. It can be furnished with comfortable seating, tables, and lighting, making it an inviting space for both you and your guests or leave it empty for your cars to park in bad weather conditions.*

Increase Home Value: *Adding a canopy to your home can increase its value by creating an attractive and functional outdoor living space. Potential homebuyers will appreciate the added living space and the opportunity to enjoy the outdoors, which can make your home more appealing and increase its value.*



Catilever Canopy Systems

Standard Cantilever Canopy

Strengthen Cantilever Canopy

Enhanced Accessibility: The lack of posts in a cantilever canopy also improves accessibility, particularly for individuals with mobility challenges. There are no barriers or obstacles to navigate around, allowing for easier movement and better utilization of the space.

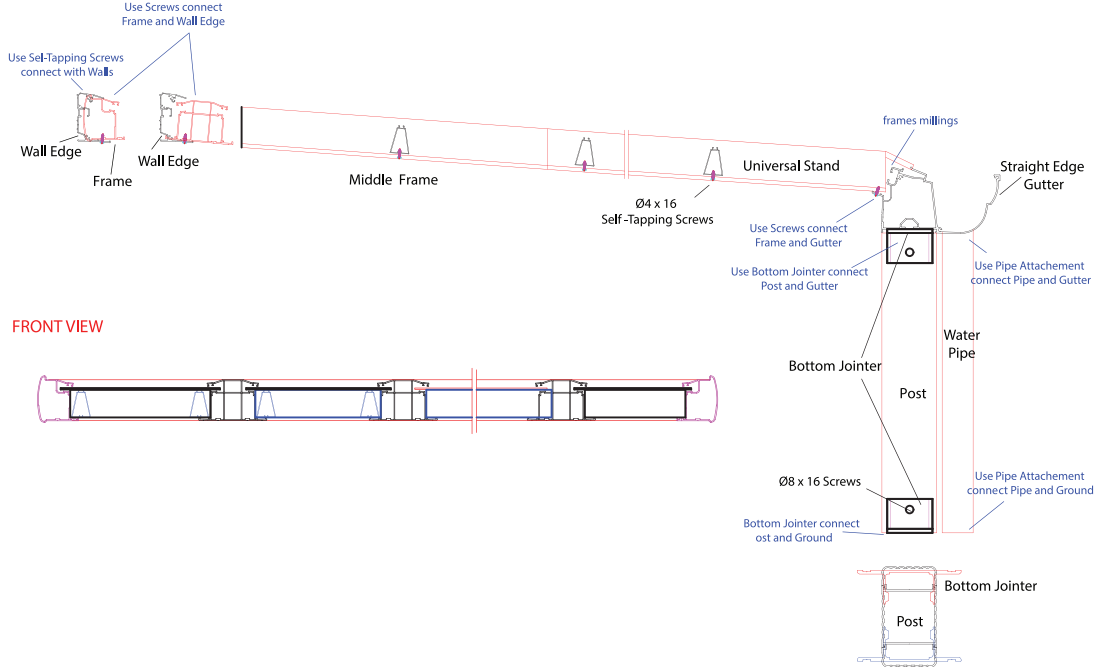
Unobstructed Space: This design allows for a larger unobstructed space beneath the canopy, as there are no additional posts or columns in the way. This maximizes the usable area and provides more freedom for furniture placement or movement.

Visual Aesthetics: Cantilever canopies provide a clean and visually appealing appearance as they have fewer structural elements obstructing the view. The absence of posts creates a sleek and modern look that can enhance the overall aesthetic appeal of the outdoor area.



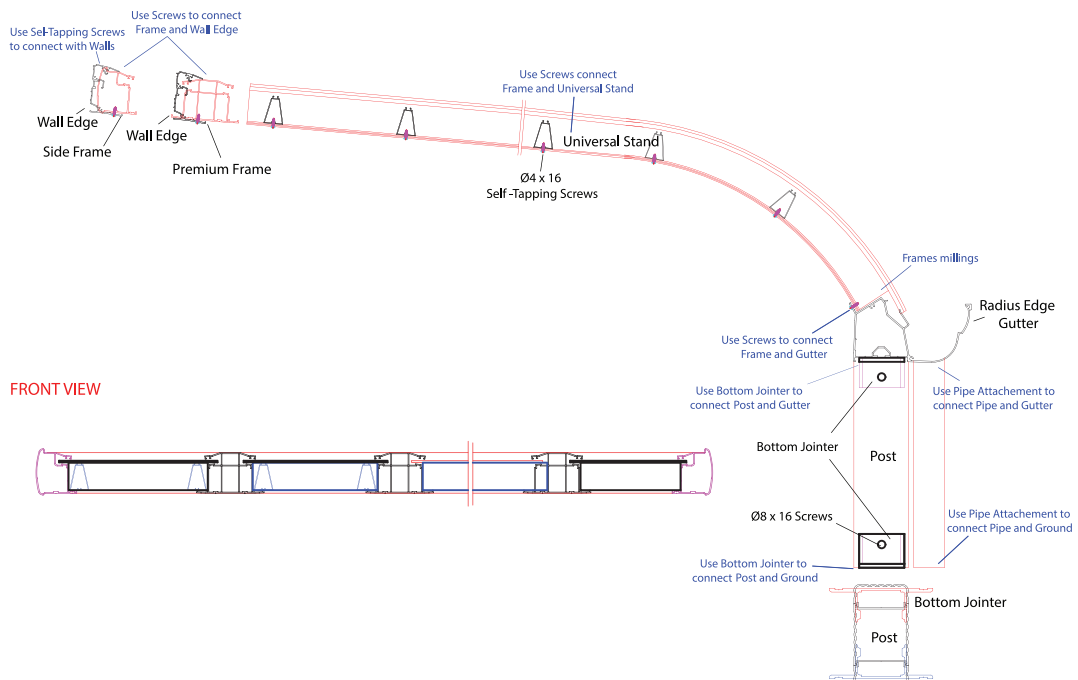
A3 Canopy Straight Edge System

Cross Section Instruction



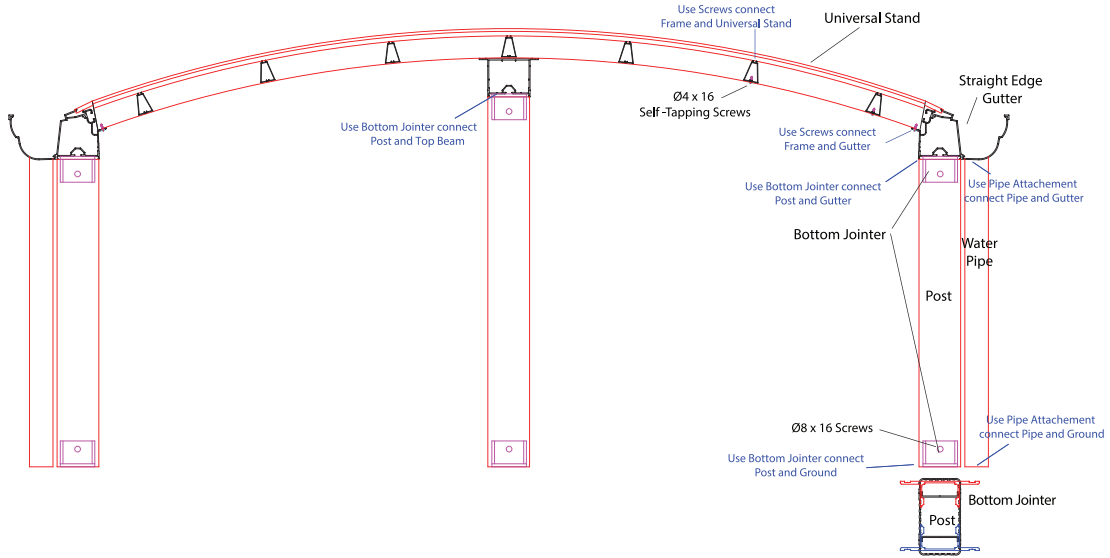
A3 Canopy Radius Edge System

Cross Section Instruction

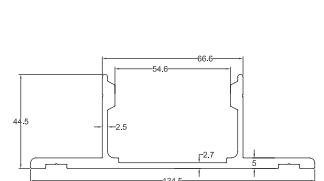
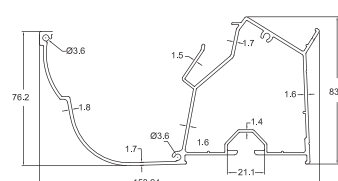
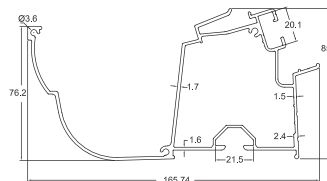
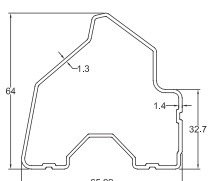
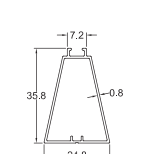
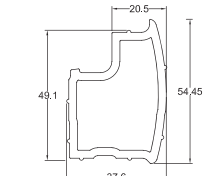
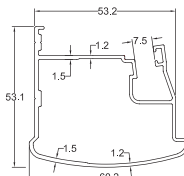
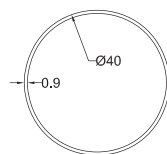
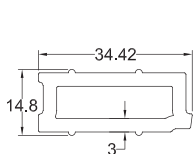
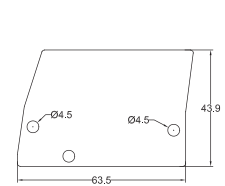
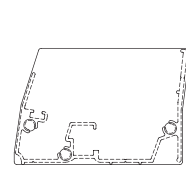
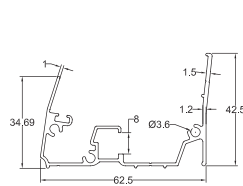
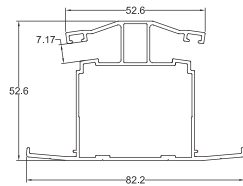
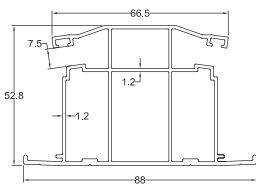
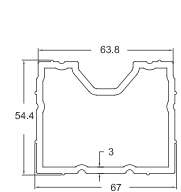
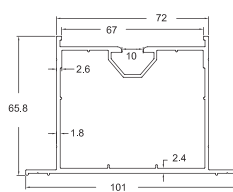
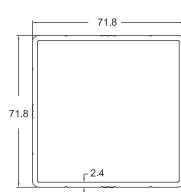
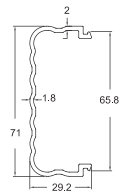
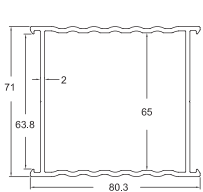


A3 Canopy Car Port System

Cross Section Instruction

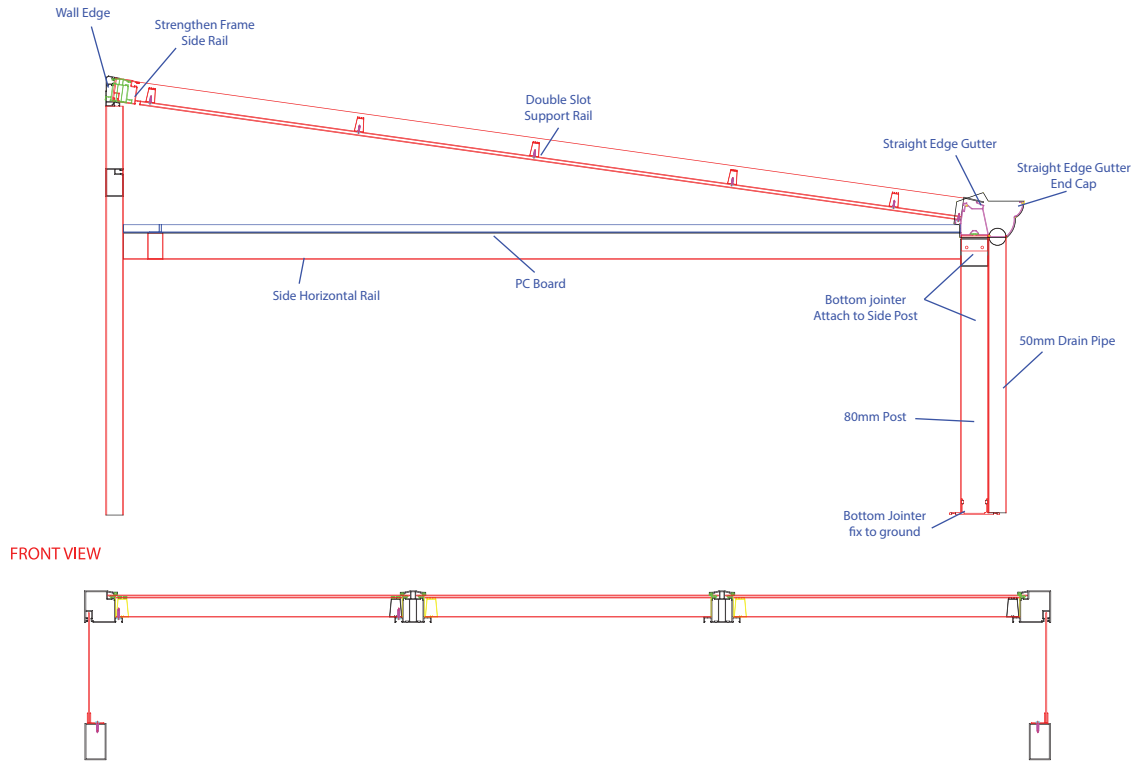


Extrusion Profiles



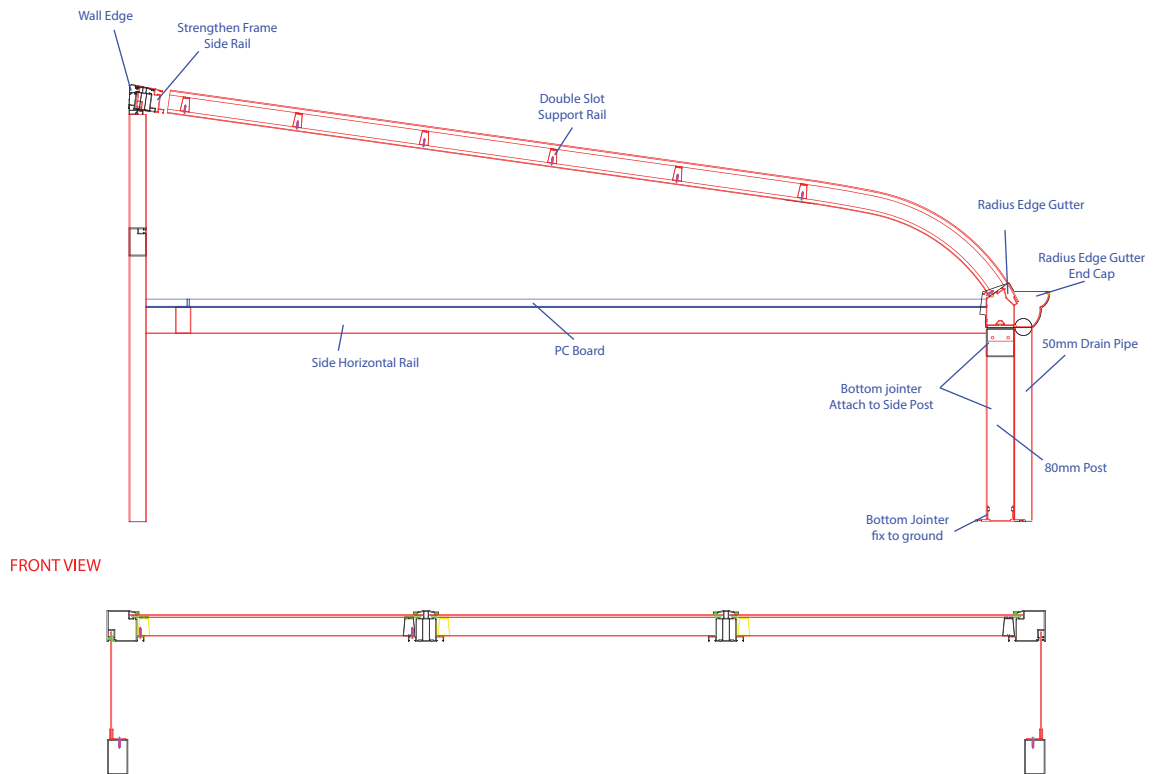
A5 Canopy
Extrusion Profiles

Cross Section Instruction



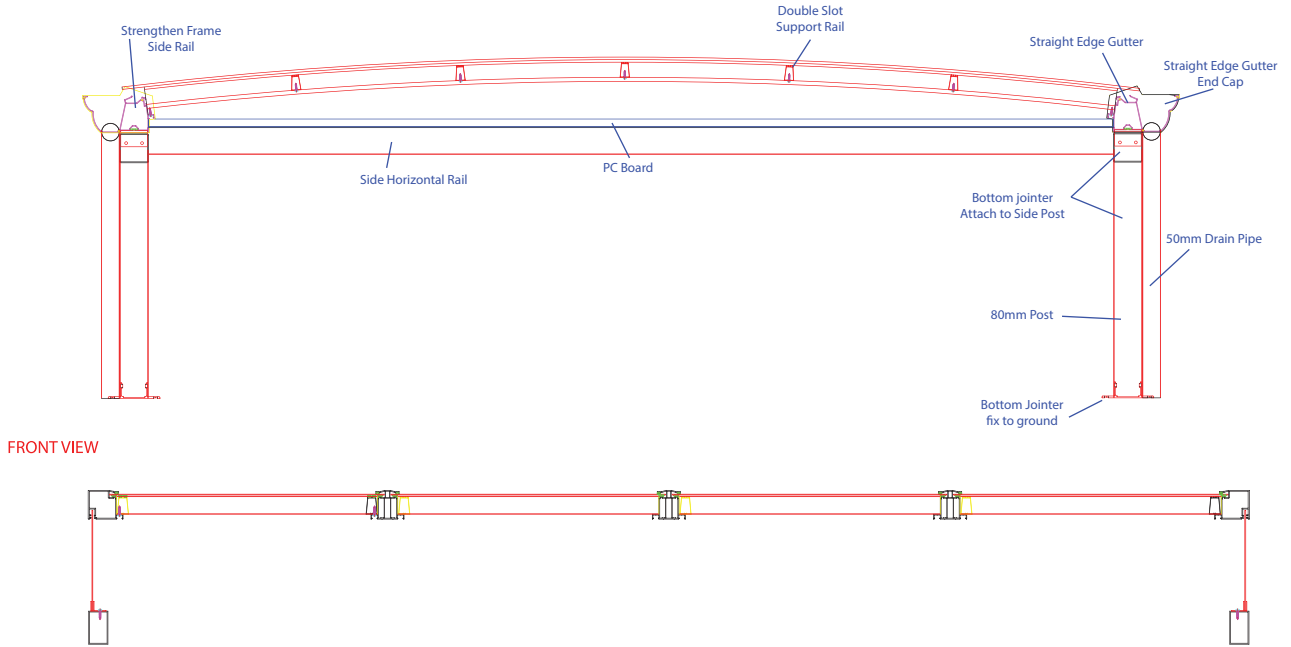
A5 Canopy
Extrusion Profiles

Cross Section Instruction

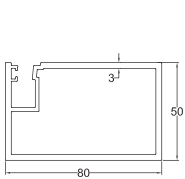


A5 Canopy Extrusion Profiles

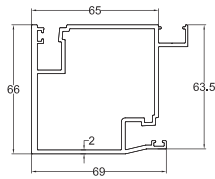
Cross Section Instruction



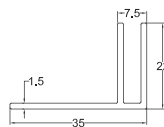
Extrusion Profiles



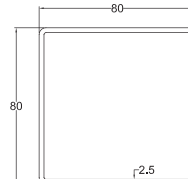
GM-NEWZ-Y13056
A5 Side Post



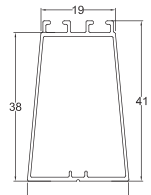
GM-NEWZ-Y13062
A5 Side Frame



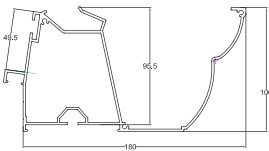
GM-NEWZ-Y13057
Board Holder



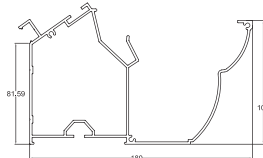
GM-80x80x2.5R
A5 80mm Post



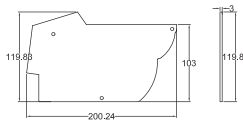
GM-NEWZ-Y13061
A5 Double-Slot Support Bar



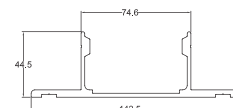
GM-NEWZ-Y13063
A5 Straight Edge Gutter



GM-NEWZ-Y13064
A5 Radius Edge Gutter



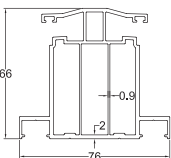
GM-NEWZ-Y13064 End Cap
A5 Radius Edge Gutter End Cap



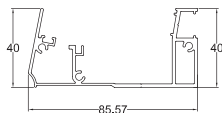
GM-NEWZ-Y13058
A5 Post Flange Plate



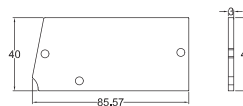
GM-D49.5x0.8
A5 50mm Drain Pipe



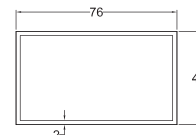
GM-NEWZ-Y13060
A5 Strengthen Frame



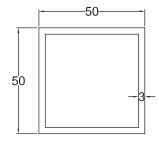
GM-NEWZ-Y13059
A5 Wall Edge



GM-NEWZ-Y13059 End Cap
A5 Wall Edge End Cap



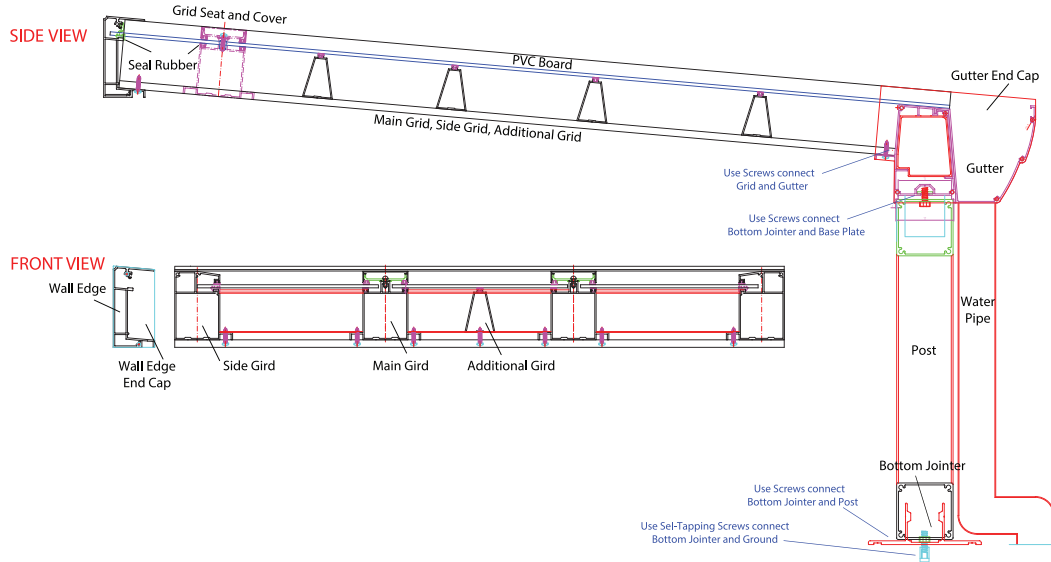
GM-76x44x2.0
Side Horizontal Rail



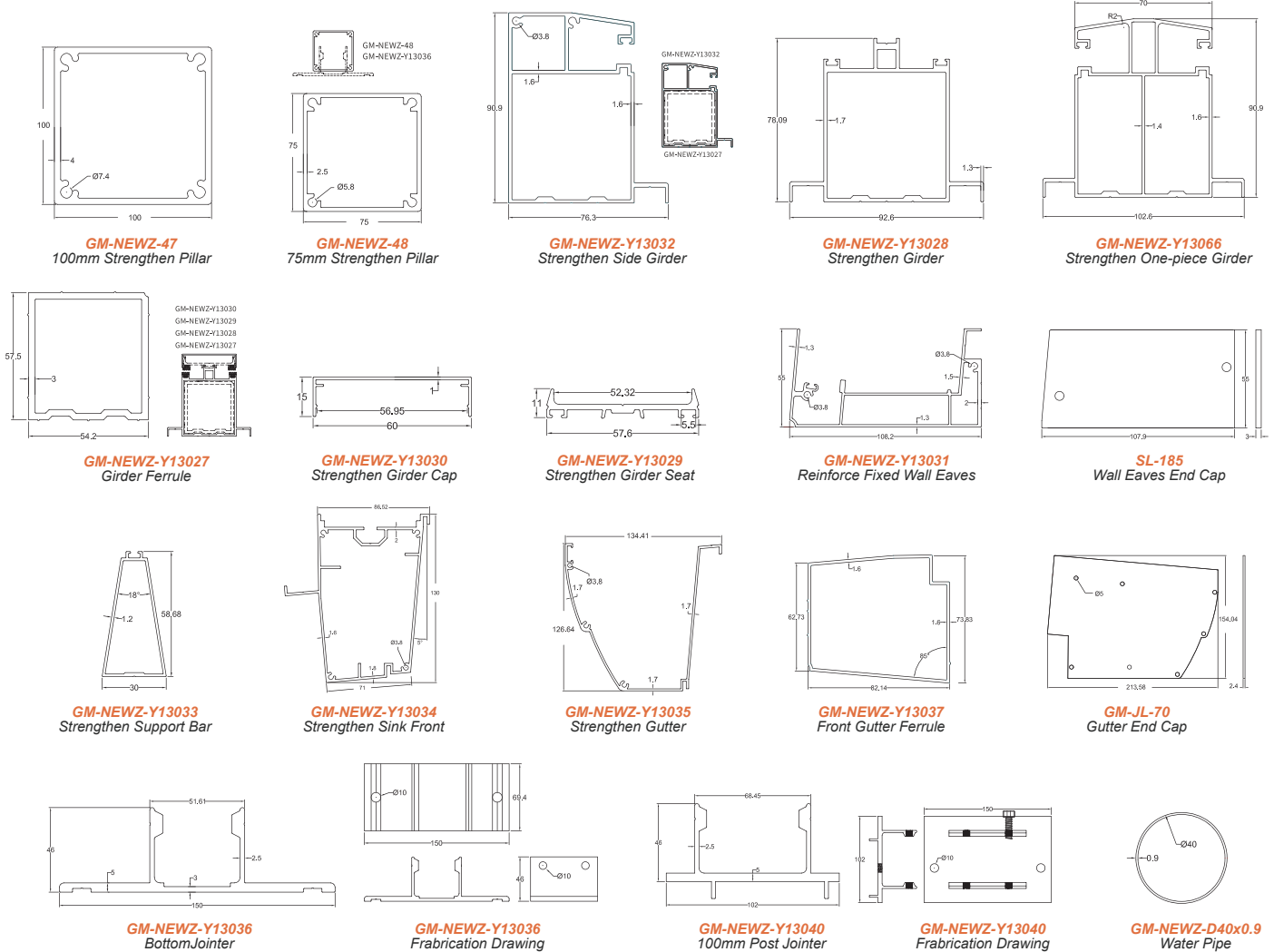
GM-50x50x3
90° Connector Stake

A8 Canopy Strengthen System

Cross Section Instruction



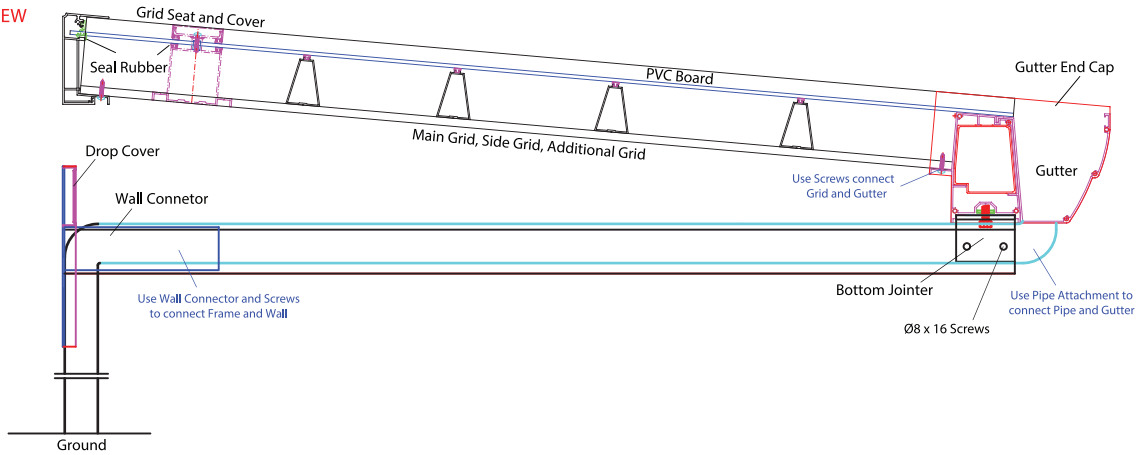
Extrusion Profiles



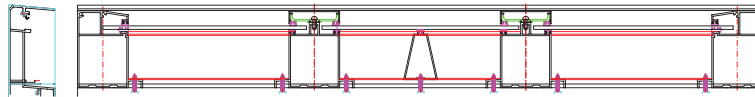
Standard Cantilever Canopy Straight Edge

Cross Section Instruction

SIDE VIEW



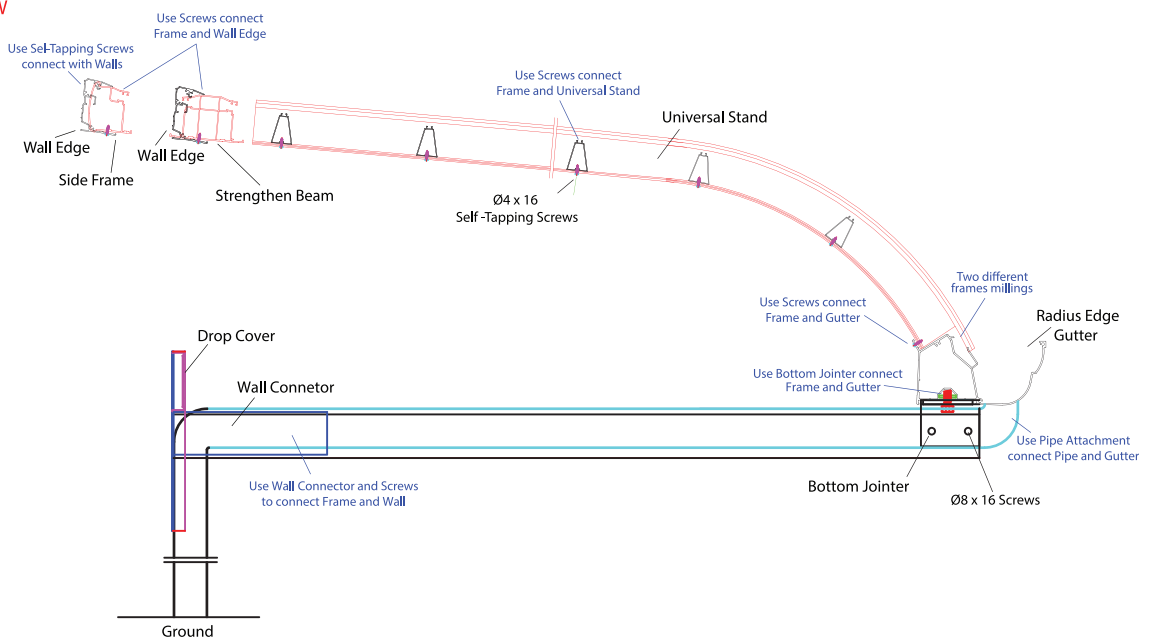
FRONT VIEW



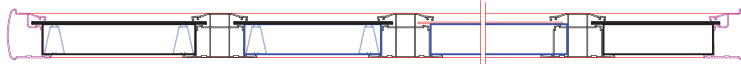
A3 Cantilever Canopy Radius Edge

Cross Section Instruction

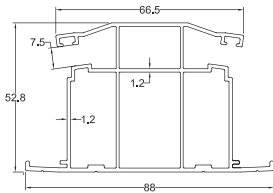
SIDE VIEW



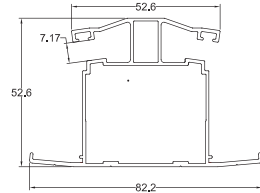
FRONT VIEW



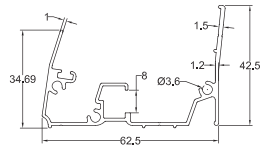
Extrusion Profiles



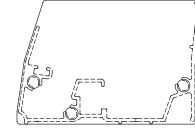
GM-NEWZ-Y13005
Premium Frame



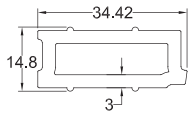
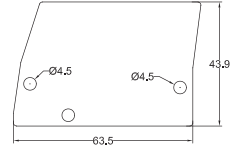
GM-NEWZ-Y13006
Standard Frame



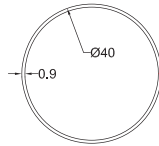
GM-NEWZ-Y13007
Wall Edge



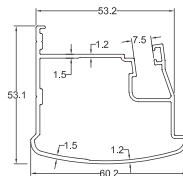
GM-NEWZ-95
Wall Edge End Cap



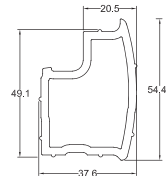
GM-NEWZ-Y13022
Strengthen Frame
Extended Ferrule



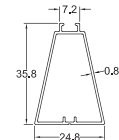
GM-NEWZ-D40x0.9
Water Pipe



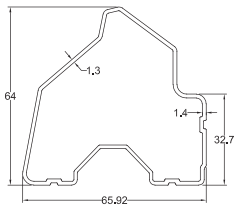
GM-NEWZ-Y13008
Side Frame



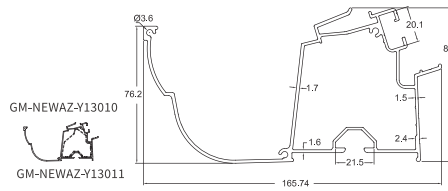
GM-NEWZ-Y13024
Side Frame
Extended Ferrule



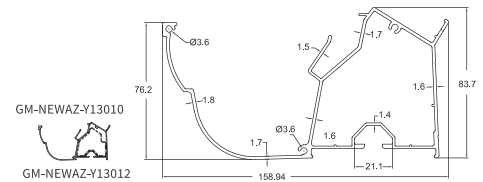
GM-NEWZ-Y13009
Support Bar



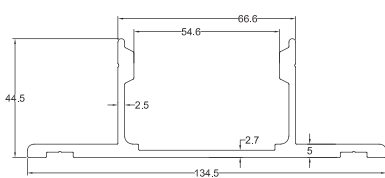
GM-NEWZ-Y13010
Gutter Extended Ferrule



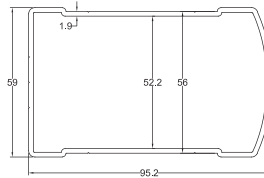
GM-NEWZ-Y13011
Straight Edge Gutter



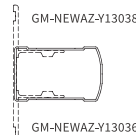
GM-NEWZ-Y13012
Radius Edge Gutter



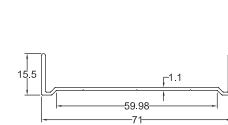
GM-NEWZ-Y13004
Bottom Jointer



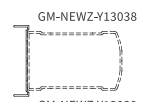
GM-NEWZ-Y13038
Window Shed Main Beam



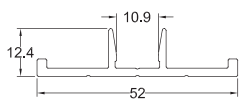
GM-NEWAZ-Y13036



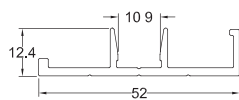
GM-NEWZ-Y13039
Drop Cover



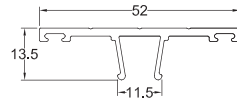
GM-NEWZ-Y13038



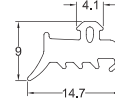
GM-NEWZ-117
4.2mm PC Board Base



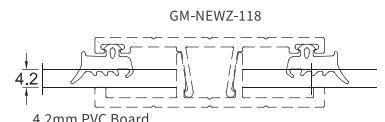
GM-NEWZ-191
4.2mm PC Board Side Base




GM-NEWZ-118
4.2mm PC Board Clip




NZJT-022
4.2mm PC Board Rubber



GM-NEWZ-117 / 118
Assembly Drawing



SL-148
Wall Connector Cover



SL-149
Wall Connector



SL-188
Wall Screw



SL-189
Wall Screw Cover




SL-190
Wall Screw Cap



SL-187
M8 Expansion Bolt

All Canopy Accessories

Product Code	GM-NEWZ-CCB01	Product Code	GM-NEWZ-CCB02	Product Code	GM-NEWZ-CCB03	Product Code	GM-NEWZ-CCB04
Description	1.065	Description	0.192	Description	0.116	Description	0.781
Product Code	GM-NEWZ-CCB05	Product Code	GM-NEWZ-CCB06	Product Code	GM-NEWZ-CCB07		
Description	0.779	Description	0.074	Description	0.074		



All Canopy Accessories




SL-114
Plastic
40mm Tube Bend Connector




SL-116
Plastic
40mm Tube Clamp



SL-115
Plastic
40mm Connector



SL-145
Top Beam Cap



PC Endurance Board
2.0mm / 3.0mm



SL-256
Aluminium
50mm Tube Bend Connector



SL-256
Aluminium
50mm Tube Clamp



SL-255
Aluminium
50mm Tube Connector




SL-138
Aluminium
Corner Bracket



Wall Edge End Cap
13059 End Cap




Gutter End Cap
13063 / 13064 End Cap



SL-134
90° 600x500 Connector



SL-122
90° Angle Connector



SL-148
Wall Connector Cover




SL-149
Wall Connector



SL-212
100mm Corner Jointer



SL-207
120mm Corner Jointer



SL-209
100mm Straight Jointer



SL-208
120mm Straight Jointer




SL-211
100mm Post Bracket




SL-210
120mm Post Bracket




SL-198
100mm Post Anchor



SL-199
120mm Post Anchor



SL-200
150mm Post Anchor




SL-206
80x80mm Frame Bracket



SL-203
100x44mm Frame Bracket



SL-205
100x50mm Frame Bracket



SL-202
100x100mm Frame Bracket

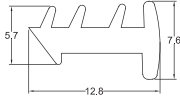


SL-204
120x60mm Frame Bracket

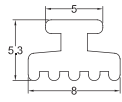


SL-201
120x120mm Frame Bracket

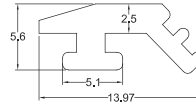
All Canopy Accessories



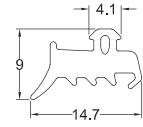
PC Endurance Board Sealer 2



PC Endurance Board Sealer 1



PC Endurance Board Sealer 3



NZJT-022
4.2mm PC Board Rubber



M4x16
304 Stainless Steel
Pan Head Self Drill



SL-188
M10x100 Wall Screw



SL-189
Wall Screw Cover



M5.5x2.5
304 Stainless Steel
Hex Washer Head
Self-drill Screw



M8x16
Plain Stainless Steel
Hex Bolt



SL-187
M8 Expansion Bolt



SL-190
Wall Screw Cap



SL-120
Galvanized Flat Jointor

Other Accessories



HD-108
Kitchen and Bathroom
Sealant



HD-101
General Purpose
Sealant



SS-850
Window and Door
Sealant



SS-511B
Silicone Sealant



JS-8611
Silicone Dripless
Caulking Gun



JS-8613-B
Silicone Sealant
Caulking Gun

Powder Coat


Our powder coating aluminum provides an attractive, durable, and cost-effective solution that is environmentally friendly and customizable to suit a wide range of design needs.

Durability: Powder coated aluminum is extremely durable and can withstand harsh weather conditions, including extreme heat, cold, and humidity. The powder coating also provides protection against scratches, chipping, and fading, which makes it an ideal choice for outdoor applications.

Aesthetics: It provides a smooth, even finish that is available in a wide range of colors and textures. This allows for customization and flexibility in design choices, making it an attractive option for architectural, automotive, and consumer applications.

Environmental Sustainability: Powder coating is an environmentally friendly alternative to liquid paint. It produces very little waste, and the overspray can be collected and reused, reducing waste and saving on material costs. Additionally, powder coating does not emit any volatile organic compounds (VOCs) into the air, making it a safer option for the environment.

Stocked Colours



PC Boards Options



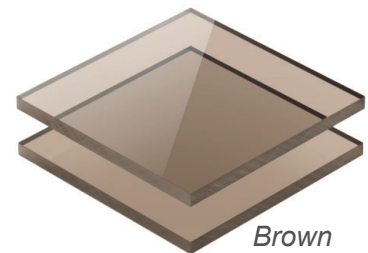

Using PC boards for canopy construction provides a durable, versatile, and cost-effective solution that can enhance the aesthetics of any residential spaces.

Durability: PC boards are resistant to impact, weathering, and UV radiation, making them an excellent choice for outdoor canopy.

Light Transmission: PC boards have excellent light transmission properties, allowing natural light to filter through the canopy while protecting against UV radiation.

Lightweight: PC boards are lightweight, making them easy to handle and install.

Cost-effective: A cost-effective alternative to glass or acrylic for canopy construction, offering similar benefits at a lower price point.





SD
ALUMINIUM

Contact Us Now!



Auckland Rosedale Branch

Address: 6 John Glenn Ave, Rosedale, Auckland 0632

Phone: 09-218 2188, 09-218 2111

Email: info@sdalu.co.nz

Auckland Manukau Branch

Address: 28 Ryan Place, Manukau City, Auckland 2104

Phone: 09-217 8666

Email: info@sdalu.co.nz

 <https://www.linkedin.com/company/67363257/admin/feed/posts/>

 <https://www.linkedin.com/company/67363257/admin/feed/posts/>

 <https://www.facebook.com/SDAluminiumLtd>

Follow Us on Social Media